

阅读申明

- 1.本站收集的数据手册和产品资料都来自互联网，版权归原作者所有。如读者和版权方有任何异议请及时告之，我们将妥善解决。
- 2.本站提供的中文数据手册是英文数据手册的中文翻译，其目的是协助用户阅读，该译文无法自动跟随原稿更新，同时也可能存在翻译上的不当。建议读者以英文原稿为参考以便获得更精准的信息。
- 3.本站提供的产品资料，来自厂商的技术支持或者使用者的心得体会等，其内容可能存在描述上的差异，建议读者做出适当判断。
- 4.如需与我们联系，请发邮件到marketing@iczoom.com，主题请标有“数据手册”字样。

Read Statement

1. The datasheets and other product information on the site are all from network reference or other public materials, and the copyright belongs to the original author and original published source. If readers and copyright owners have any objections, please contact us and we will deal with it in a timely manner.
2. The Chinese datasheets provided on the website is a Chinese translation of the English datasheets. Its purpose is for reader's learning exchange only and do not involve commercial purposes. The translation cannot be automatically updated with the original manuscript, and there may also be improper translations. Readers are advised to use the English manuscript as a reference for more accurate information.
3. All product information provided on the website refer to solutions from manufacturers' technical support or users the contents may have differences in description, and readers are advised to take the original article as the standard.
4. If you have any questions, please contact us at marketing@iczoom.com and mark the subject with "Datasheets" .

Features

Regulated Converters

- Ultracompact AC-DC Power Supply
- 3 Watt PCB Mount Package
- Universal Input Voltage Range
- Low Cost Pinless Design
- Very Low No Load Input Current
- Short Circuit Protected
- +85°C Maximum Operating Temperature
- Efficiency to 77%

Description

The RAC03 series is an ultra-compact low cost universal input AC/DC power module for PCB mounting via slots in the PCB (pinless connectors). It features ultralow no-load power consumption, short circuit, overload and output overvoltage protection as well as a built-in EMC Class B filter.

Selection Guide

Part Number	Input Range (VAC)	Output Voltage (VDC)	Output Current (mA)	Efficiency (%)	Max Capacitive Load
RAC03-3.3SA	90-264	3.3	900	70	14000µF
RAC03-05SA	90-264	5	600	72	8000µF
RAC03-09SA	90-264	9	333	76	3200µF
RAC03-12SA	90-264	12	250	76	1500µF
RAC03-15SA	90-264	15	200	76	1000µF
RAC03-24SA	90-264	24	125	77	470µF

Specifications (typical at 25°C and after warm up time unless otherwise specified)

Input Voltage Range	90-264VAC or 120-370VDC	
Rated Power	3 Watts max	
Input Frequency Range (for AC Input)	47-63Hz	
Input Current (full load)	115/230VAC	75/55mA max.
No Load Power Consumption	115/230VAC	120/180mW typ.
Inrush Current (<0.5ms)	115/230VAC	20/50A max.
Leakage Current	0.3mA max	
Output Voltage Accuracy (full load)	single outputs	±10%
Line Voltage Regulation	3.3V output	±5% typ
(low line, high line at full load)	All others	±2% typ
Load Voltage Regulation	3.3V output	±5% typ
(0% to 100% full load)	All others	±2% typ
Output Ripple and Noise (20MHz limited)	100mVp-p max	
Operating Frequency	132kHz typ	
Hold-up time	15ms min.	
Minimum Load	0%	
RMS Isolation Voltage (input to output)	3.75kVAC / 1minute	
Temperature Coefficient	±0.02%/°C typ	
Isolation Resistance	100 MΩ max	
Short Circuit Protection	Hiccup, Automatic Restart	
Output Overvoltage Protection	Zener Clamping Diode	
Operating Temperature Range	no derating	-0°C to +60°C
(natural convection)	with derating	-40°C to +85°C
Storage Temperature Range	-55°C to +125°C	
Humidity	95% RH max	
Case Material	Epoxy with Fibreglass (UL94V-0)	
	Fully potted	
Package Weight	26g	
Packing Quantity	12 pcs	
EMC	Conducted and Radiated	EN 55022 Class B
	Noise Immunity	EN 55024
MTBF (+25°C)	using MIL-HDBK-217F	>350 x 10 ³ hours

POWERLINE

AC/DC-Converter

with 3 year Warranty

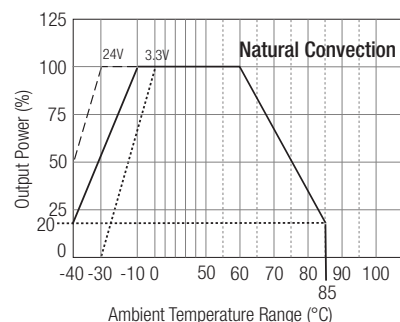


3 Watt Single Output



RAC03-A

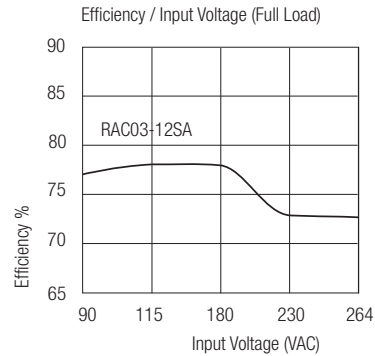
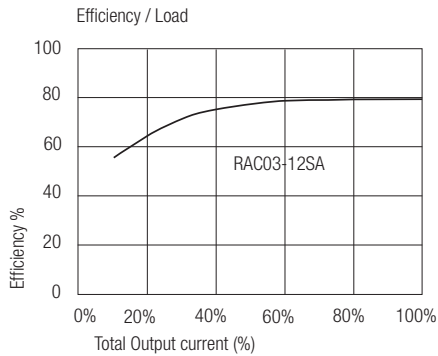
Derating Graph (Ambient Temperature)



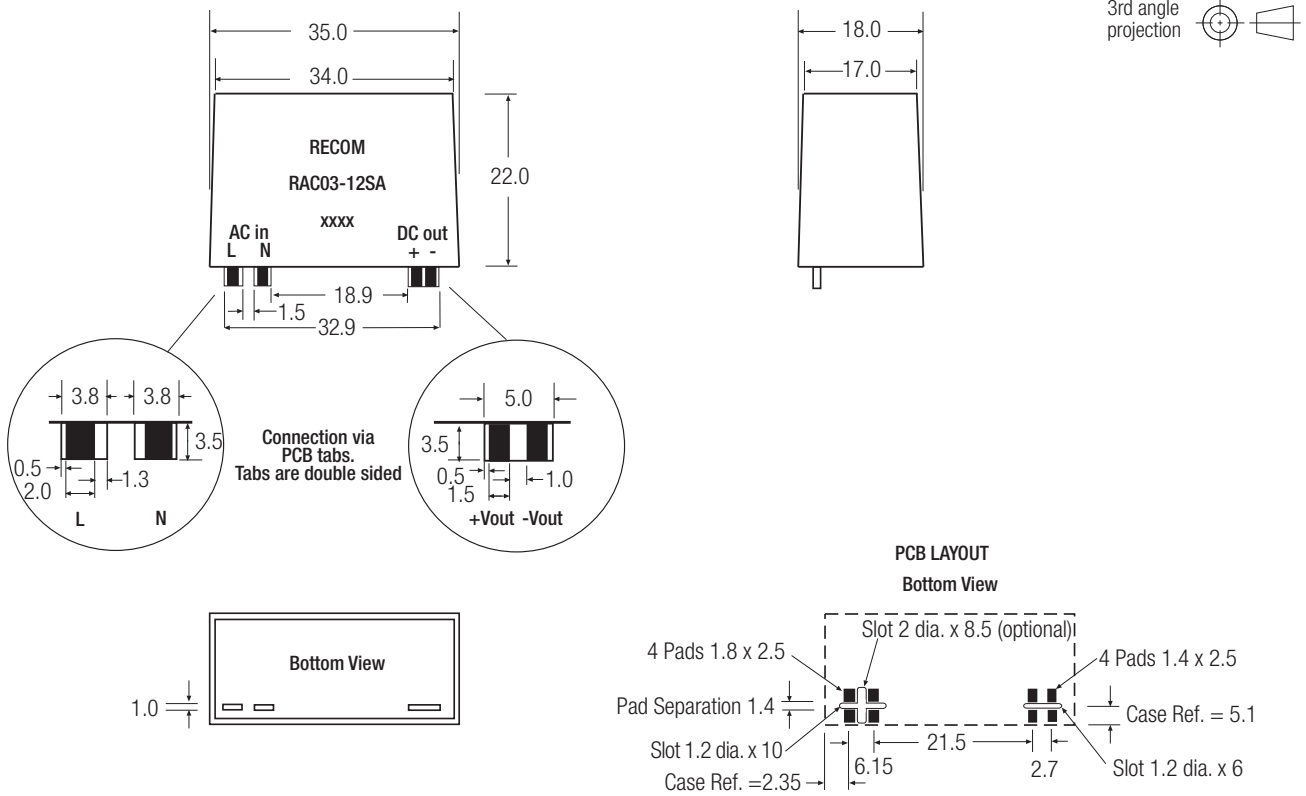
Please Read Application Notes

www.recom-electronic.com

Typical Characteristics



Standard Package Style and Pinning



RAC03-A

Standard Application Circuit

Compact single output regulated power supply

Suggested fuse rating:

1A Slow Blow

