

阅读申明

- 1.本站收集的数据手册和产品资料都来自互联网，版权归原作者所有。如读者和版权方有任何异议请及时告之，我们将妥善解决。
- 2.本站提供的中文数据手册是英文数据手册的中文翻译，其目的是协助用户阅读，该译文无法自动跟随原稿更新，同时也可能存在翻译上的不当。建议读者以英文原稿为参考以便获得更精准的信息。
- 3.本站提供的产品资料，来自厂商的技术支持或者使用者的心得体会等，其内容可能存在描述上的差异，建议读者做出适当判断。
- 4.如需与我们联系，请发邮件到marketing@iczoom.com，主题请标有“数据手册”字样。

Read Statement

1. The datasheets and other product information on the site are all from network reference or other public materials, and the copyright belongs to the original author and original published source. If readers and copyright owners have any objections, please contact us and we will deal with it in a timely manner.
2. The Chinese datasheets provided on the website is a Chinese translation of the English datasheets. Its purpose is for reader's learning exchange only and do not involve commercial purposes. The translation cannot be automatically updated with the original manuscript, and there may also be improper translations. Readers are advised to use the English manuscript as a reference for more accurate information.
3. All product information provided on the website refer to solutions from manufacturers' technical support or users the contents may have differences in description, and readers are advised to take the original article as the standard.
4. If you have any questions, please contact us at marketing@iczoom.com and mark the subject with "Datasheets" .

High Power Fixed Attenuators (Radiator built-in)

AT-1000 and AT-1100 Series



■ Features

1. Small Size and Economical

Beryllia is used for the material of the resistance element to enable the termination to be of small size and low cost.

2. Connectors Used

In the coupling portion, the AT-1000 Series has an SMA type plug-jack and the AT-1100 Series has an N type plug-jack.

3. High Reliability

These attenuators show stable characteristics for environments of varying temperature, humidity, and gases.

■ Product Specifications

Ratings	Frequency range Characteristic impedance Maximum Input Power	DC to 8.0 GHz 50 ohms 10W	Operating temperature range Operating relative humidity	-10°C to +65°C 95% Max.
---------	--	---------------------------------	--	----------------------------

Item	Standard	Conditions
1. Vibration	No electrical discontinuity of 1 μs or more No damage, cracks, or parts dislocation	Frequency of 10 to 2000 Hz, overall amplitude of 1.52 mm, acceleration of 98 m/s ² for 2 hours in each of 3 directions
2. Shock		Acceleration of 490 m/s ² , sine half-wave waveform, 3 cycles in each of the 3 axis
3. Temperature cycle	No damage, cracks, or parts dislocation	Temperature: -55°C → +15°C to +35°C → +85°C → +15°C to +35°C Time: 30 → 15 max. → 30 → 15 max. (Minutes) 5 cycles

● The test method conforms to MIL-STD-202.

■ Materials

Part	Material	Finish
Connector Body (Note)	Stainless steel	Passivated
Insulator	PTFE	—
Male contacts	Brass	Gold plating
Female contacts	Beryllium copper	Gold plating
Outer conductor	Aluminum	Nickel plating
Coupling (Note)	Stainless steel	Passivated
Radiator	Aluminum	Black alumite
Attenuation element	Metal film	—

Note: Nickel plated brass is used for the body in the AT-1100 Series.

■ Ordering Information

AT - 10 01 (40)
 ① ② ③ ④

① AT: Indicates a fixed attenuator	③ Attenuation 01 : 1dB 03 : 3dB 10 : 10dB 20 : 20dB
② Indicates the Series Name (Coupling Portion) 10: SMA type plug - jack 11: N type plug - jack	④ (40): RoHS compliant

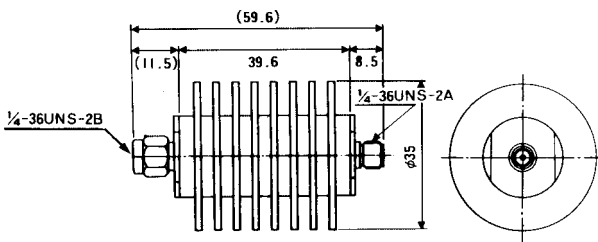
⚠ CAUTION: Beryllia is used in this product. Please follow associated laws when disposing.

AT-1000 and AT-1100 Series High Power Fixed Attenuators (Radiator built-in)

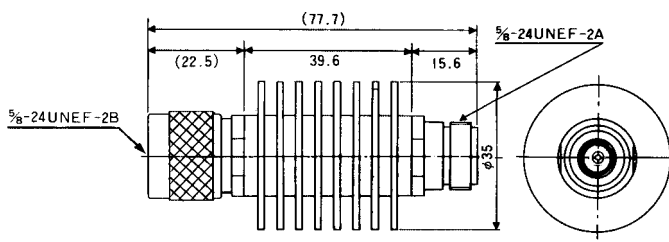
Specifications

Part Number	Frequency Range (GHz)	Attenuation (dB)	V.S.W.R. (Max)	Impedance (ohms)	Power (W)	Connectors	Weight (g)	RoHS
AT-1001(40)	DC~8	1±0.5	1.3	50	10	HRM-J · P	80	YES
AT-1002(40)	DC~8	2±0.5	1.3	50	10	HRM-J · P	80	
AT-1003(40)	DC~8	3±0.5	1.3	50	10	HRM-J · P	80	
AT-1006(40)	DC~8	6±0.7	1.3	50	10	HRM-J · P	80	
AT-1010(40)	DC~8	10±1.0	1.3	50	10	HRM-J · P	80	
AT-1020(40)	DC~8	20±1.2	1.3	50	10	HRM-J · P	80	
AT-1103(40)	DC~8	3±0.5	1.3	50	10	H-J · P	124	
AT-1106(40)	DC~8	6±0.7	1.3	50	10	H-J · P	124	
AT-1110(40)	DC~8	10±1.0	1.3	50	10	H-J · P	124	
AT-1120(40)	DC~8	20±1.2	1.3	50	10	H-J · P	124	

External Dimensions



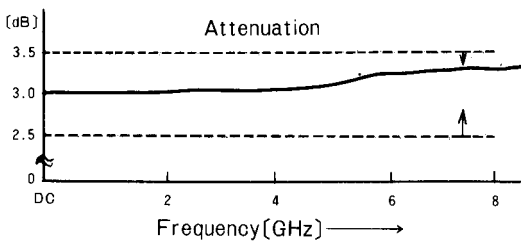
AT-1000 Type



AT-1100 Type

Typical Data

AT-1003(40)



V.S.W.R.

