

阅读申明

- 1.本站收集的数据手册和产品资料都来自互联网，版权归原作者所有。如读者和版权方有任何异议请及时告之，我们将妥善解决。
- 2.本站提供的中文数据手册是英文数据手册的中文翻译，其目的是协助用户阅读，该译文无法自动跟随原稿更新，同时也可能存在翻译上的不当。建议读者以英文原稿为参考以便获得更精准的信息。
- 3.本站提供的产品资料，来自厂商的技术支持或者使用者的心得体会等，其内容可能存在描述上的差异，建议读者做出适当判断。
- 4.如需与我们联系，请发邮件到marketing@iczoom.com，主题请标有“数据手册”字样。

Read Statement

1. The datasheets and other product information on the site are all from network reference or other public materials, and the copyright belongs to the original author and original published source. If readers and copyright owners have any objections, please contact us and we will deal with it in a timely manner.
2. The Chinese datasheets provided on the website is a Chinese translation of the English datasheets. Its purpose is for reader's learning exchange only and do not involve commercial purposes. The translation cannot be automatically updated with the original manuscript, and there may also be improper translations. Readers are advised to use the English manuscript as a reference for more accurate information.
3. All product information provided on the website refer to solutions from manufacturers' technical support or users the contents may have differences in description, and readers are advised to take the original article as the standard.
4. If you have any questions, please contact us at marketing@iczoom.com and mark the subject with "Datasheets" .

"High Frequency Ceramic Solutions"

Preliminary

3.55 GHz Multilayer Chip Band Pass Filter + Balun

P/N 3550FB39C0050

Detail Specification: 02/23/11

Page 1 of 2

General Specifications

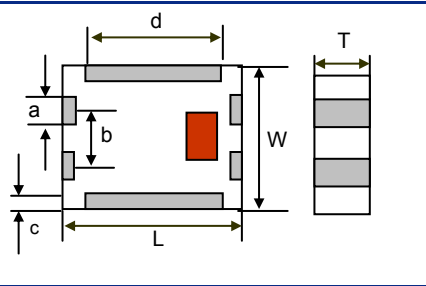
Part Number	3550FB39C0050
Frequency (MHz)	3300 - 3800
Unbalanced Impedance	50 Ω
Balanced Impedance	50 Ω
Insertion Loss	2.9max.@3300~3600MHz
	3.5max.@3600~3800MHz
Return Loss	9.5 dB min.
Phase Difference	180° \pm 12
Amplitude Difference	1.5 dB max.

Attenuation (dB)	36 min.@ 680~720MHz
	36 min.@1088~1152MHz
	45 min.@2040~2160MHz
	35 min.@2300~2700MHz
	30 min.@2720~2880MHz
	20 min.@4760~5040MHz
	25 min.@5440~5760MHz
	20 min.@7480~7920MHz
16 min.@8840~9360MHz	
Reel Quantity	3000
Power Capacity	2 watts max.
Operating Temperature	-40 to +85°C
Storage Temperature	+5 ~ +35°C, Humidity 45~75%RH, 12 mos. Max*

*12 months in vacuum sealed bag and 1 week after opened.

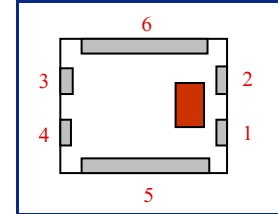
Mechanical Dimensions

	In	mm
L	0.098 \pm 0.008	2.50 \pm 0.20
W	0.079 \pm 0.008	2.00 \pm 0.20
T	0.043 \pm 0.004	1.10 \pm 0.10
a	0.016 \pm 0.008	0.40 \pm 0.20
b	0.031 \pm 0.008	0.80 \pm 0.20
c	0.012 +.004/-0.008	0.30 +0.1/-0.2
d	0.075 \pm 0.008	1.90 \pm 0.20



Terminal Configuration

No.	Function
1	Unbalanced Port
2	NC or DC Feed
3	Balanced Port
4	Balanced Port
5	GND
6	GND



Johanson Technology, Inc. reserves the right to make design changes without notice.

All sales are subject to Johanson Technology, Inc. terms and conditions.



www.johansontechnology.com

4001 Calle Tecate • Camarillo, CA 93012 • TEL 805.389.1166 FAX 805.389.1821

2011 Johanson Technology, Inc. All Rights Reserved

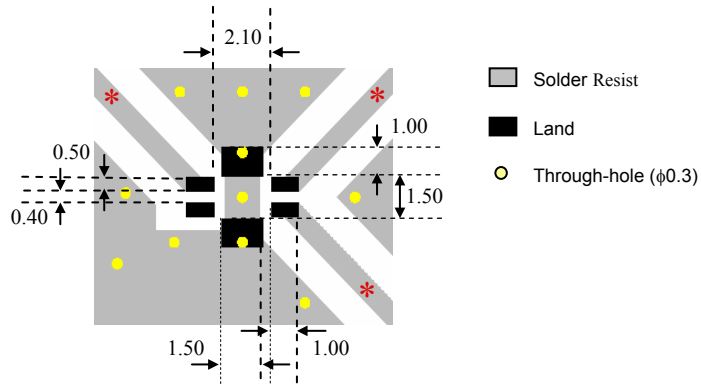
3.55 GHz Multilayer Chip Band Pass Filter + Balun**P/N 3550FB39C0050**

Detail Specification: 02/23/11

Page 2 of 3

Mounting Considerations

* Line width should be designed to match 50Ω characteristic impedance, depending on PCB material and thickness.



Johanson Technology, Inc. reserves the right to make design changes without notice.
All sales are subject to Johanson Technology, Inc. terms and conditions.

"High Frequency Ceramic Solutions"

Preliminary

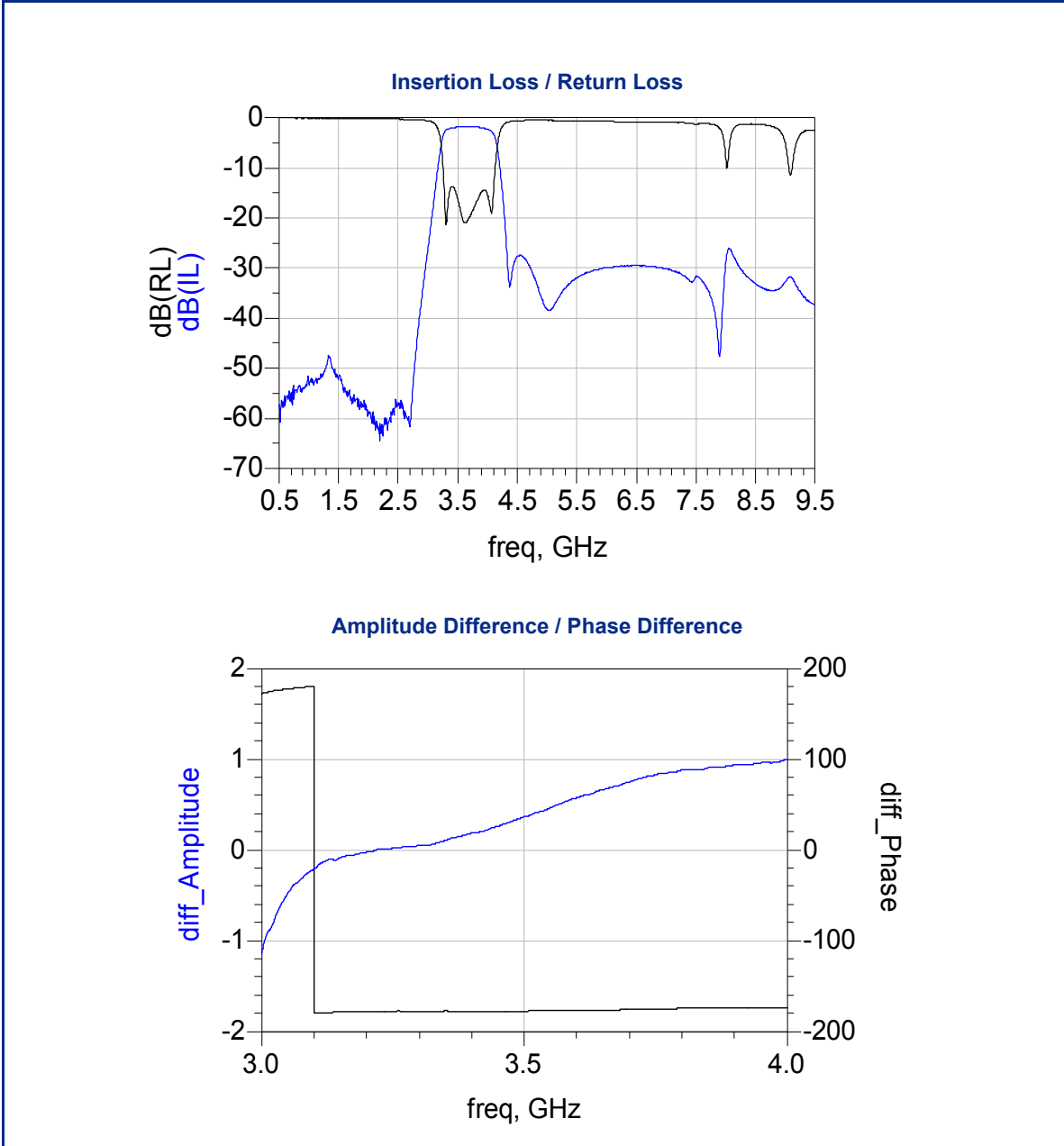
3.55 GHz Multilayer Chip Band Pass Filter + Balun

P/N 3550FB39C0050

Detail Specification: 02/23/11

Page 3 of 3

Typical Electrical Performance (T=25°C)



Johanson Technology, Inc. reserves the right to make design changes without notice.
All sales are subject to Johanson Technology, Inc. terms and conditions.



www.johansontechnology.com

4001 Calle Tecate • Camarillo, CA 93012 • TEL 805.389.1166 FAX 805.389.1821

2011 Johanson Technology, Inc. All Rights Reserved