

阅读申明

- 1.本站收集的数据手册和产品资料都来自互联网，版权归原作者所有。如读者和版权方有任何异议请及时告之，我们将妥善解决。
- 2.本站提供的中文数据手册是英文数据手册的中文翻译，其目的是协助用户阅读，该译文无法自动跟随原稿更新，同时也可能存在翻译上的不当。建议读者以英文原稿为参考以便获得更精准的信息。
- 3.本站提供的产品资料，来自厂商的技术支持或者使用者的心得体会等，其内容可能存在描述上的差异，建议读者做出适当判断。
- 4.如需与我们联系，请发邮件到marketing@iczoom.com，主题请标有“数据手册”字样。

Read Statement

1. The datasheets and other product information on the site are all from network reference or other public materials, and the copyright belongs to the original author and original published source. If readers and copyright owners have any objections, please contact us and we will deal with it in a timely manner.
2. The Chinese datasheets provided on the website is a Chinese translation of the English datasheets. Its purpose is for reader's learning exchange only and do not involve commercial purposes. The translation cannot be automatically updated with the original manuscript, and there may also be improper translations. Readers are advised to use the English manuscript as a reference for more accurate information.
3. All product information provided on the website refer to solutions from manufacturers' technical support or users the contents may have differences in description, and readers are advised to take the original article as the standard.
4. If you have any questions, please contact us at marketing@iczoom.com and mark the subject with "Datasheets" .

Balun

We accomplish the advanced characteristics of Low Insertion Loss and High Isolation, the Miniaturization and High Performance by our μ -wave circuit simulation and fine line printing technologies.


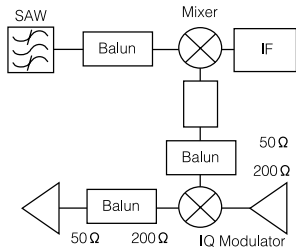
Features

- Ultra miniaturized, thin type (1.6 X 0.8 X t 0.55)
- Available for each frequency range (100 MHz to 4000 MHz)
- Balanced / Unbalanced Converter
- Impedance matching (50 Ω / 200 Ω , 50 Ω / 100 Ω)

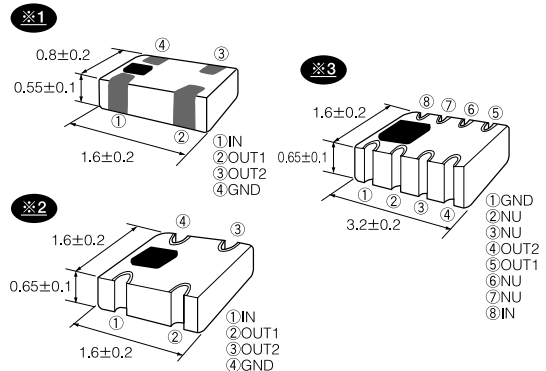
Recommended Applications

- Digital portable telephone
- Dual mode portable telephone
- Personal handy-phone system
- Mobile communication system

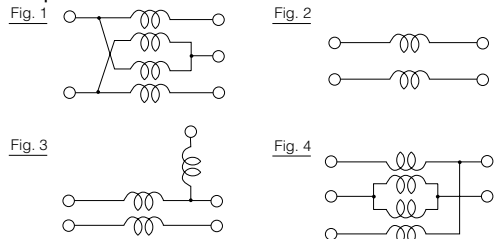
Block Diagram



Dimensions in mm (not to scale)



An Equivalent Circuit



Typical Characteristics

Part No. Items	EHFFD 1750A	EHFFD 1622	EHFFD 1620	EHFFD 1629	EHFFD 1624B	EHFFD 1624D	EHFFD 1624	EHFFD 1615	EHFFD 1621	EHFFD 1626	EHFFD 1618	EHFFD 1619	EHFFD 1627	EHFFD 1631
	Frequency (MHz)	1700 to 1950	700 to 900	900 to 1350	1550 to 2000	1600 to 1950	1800 to 2000	3400 to 4000	670 to 900	1100 to 1450	1600 to 1800	700 to 1300	1200 to 2200	1546 to 1621 1806 to 1990
Insertion Loss (dB)	1.0 max.	1.0 max.	1.0 max.	0.8 max.	1.0 max.	1.0 max.	2.0 max.	1.0 max.	1.0 max.	1.0 max.	1.0 max.	1.0 max.	1.0 max.	1.0 max.
Difference of Phase(deg)	180±15	180±15	180±15	180±10	180±15	180±15	180±15	180±15	180±15	180±15	180±15	180±15	180±15	180±20
Impedance (Ω)	50/200	50/200	50/200	50/50	50/200	50/200	50/200	50/200	50/200	50/200	50/50	50/50	50/50	50/50
Circuit Diagram	Fig. 1	Fig. 1	Fig. 1	Fig. 2	Fig. 1	Fig. 1	Fig. 1	Fig. 1	Fig. 1	Fig. 1	Fig. 2	Fig. 2	Fig. 3	Fig. 4
Size (mm)	1.6X0.8	1.6X1.6	1.6X1.6	1.6X1.6	1.6X1.6	1.6X1.6	1.6X1.6	3.2X1.6	3.2X1.6	3.2X1.6	3.2X1.6	3.2X1.6	3.2X1.6	3.2X1.6
Construction No.	※ 1	※ 2	※ 2	※ 2	※ 2	※ 2	※ 2	※ 3	※ 3	※ 3	※ 3	※ 3	※ 3	
Note														Dual