

阅读申明

- 1.本站收集的数据手册和产品资料都来自互联网，版权归原作者所有。如读者和版权方有任何异议请及时告之，我们将妥善解决。
- 2.本站提供的中文数据手册是英文数据手册的中文翻译，其目的是协助用户阅读，该译文无法自动跟随原稿更新，同时也可能存在翻译上的不当。建议读者以英文原稿为参考以便获得更精准的信息。
- 3.本站提供的产品资料，来自厂商的技术支持或者使用者的心得体会等，其内容可能存在描述上的差异，建议读者做出适当判断。
- 4.如需与我们联系，请发邮件到marketing@iczoom.com，主题请标有“数据手册”字样。

Read Statement

1. The datasheets and other product information on the site are all from network reference or other public materials, and the copyright belongs to the original author and original published source. If readers and copyright owners have any objections, please contact us and we will deal with it in a timely manner.
2. The Chinese datasheets provided on the website is a Chinese translation of the English datasheets. Its purpose is for reader's learning exchange only and do not involve commercial purposes. The translation cannot be automatically updated with the original manuscript, and there may also be improper translations. Readers are advised to use the English manuscript as a reference for more accurate information.
3. All product information provided on the website refer to solutions from manufacturers' technical support or users the contents may have differences in description, and readers are advised to take the original article as the standard.
4. If you have any questions, please contact us at marketing@iczoom.com and mark the subject with "Datasheets" .

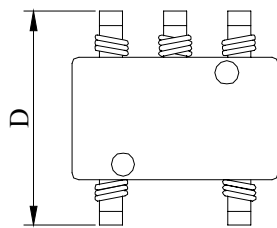
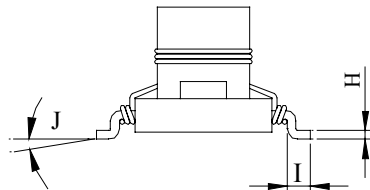
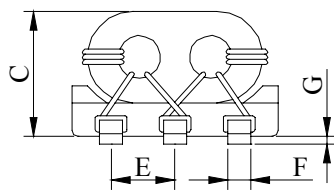
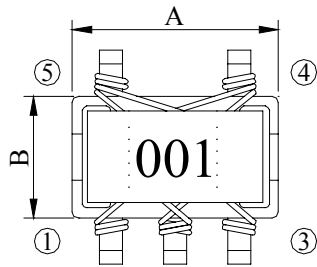
SPECIFICATION FOR APPROVAL

REF :

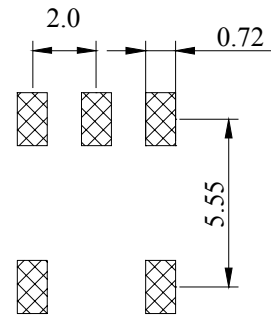
PAGE: 1

PROD. NAME	SMD BALUN TRANSFORMER	DWG NO.	BRN6044 Series
		ITEM NO.	

I . MECHANICAL DIMENSIONS :



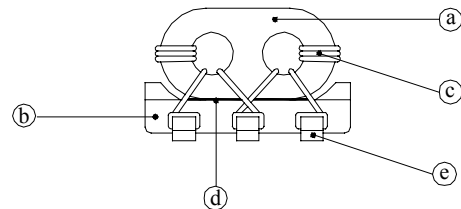
- A : 6.20±0.20 m/m
- B : 4.00±0.20 m/m
- C : 4.40 max. m/m
- D : 6.40±0.30 m/m
- E : 2.00 typ. m/m
- F : 0.60±0.05 m/m
- G : 0.20±0.10 m/m
- H : 0.30±0.10 m/m
- I : 0.70±0.05 m/m
- J : 0°~ 8° m/m



(PCB Pattern)

II . MATERIALS :

- a. Core : Ferrite RID core
- b. Base : Phenolic
- c. Wire : Enamelled copper wire (class F)
- d. Adhesive : Epoxy resin
- e. Terminal : Cu/Ni/Sn (Lead content 100ppm max.)
- f. Remark : Ferrite body is exempted with lead content under RoHS regulation



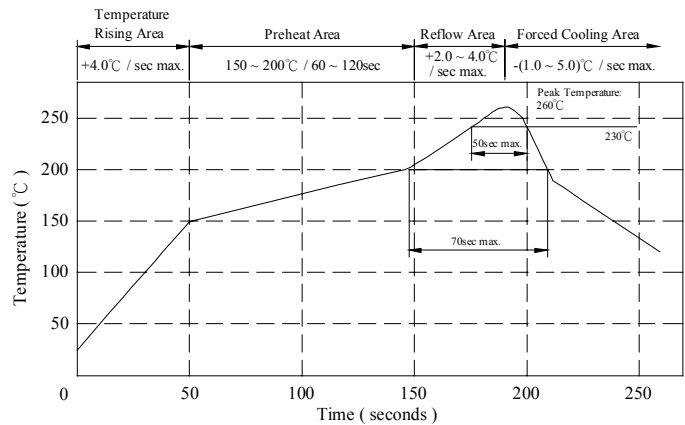
III . FEATURES :

- a. Paired wire coil for high stability.
- b. Base Pin terminal treated , Allowing Mounting 'AS IS' ON A PCB.

IV . APPLICATIONS :

- a. Double balance mixers , Broad-Band Transformers, Impedance Transformers , ETC.

Peak Temp : 260°C max.
 Max time above 230°C : 50sec max.
 Max time above 200°C : 70sec max.



AE-001A

SPECIFICATION FOR APPROVAL

REF :

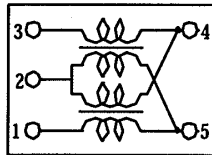
PAGE: 2

PROD. NAME	SMD BALUN TRANSFORMER	DWG NO.	BRN6044 Series
		ITEM NO.	

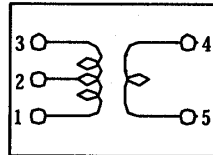
V . ELECTRICAL CHARACTERISTICS :

DWG NO.	WINDING TURNS	OPERATING FREQUENCY RANGE	INSERTION LOSS	FIG.
BRN6044-0001S	1	50.0MHz-400.0MHz	10.0dB max.	1
BRN6044-0002S	2	10.0MHz- 1.0GHz	6.0dB max.	1
BRN6044-0003S	3	8.0MHz-800.0MHz	3.5dB max.	1
BRN6044-0004S	4	6.0MHz-600.0MHz	2.5dB max.	1
BRN6044-0005S	5	5.0MHz-500.0MHz	2.0dB max.	1
BRN6044-0006S	2	400.0MHz- 1.3GHz	4.0dB max.	1
BRN6044-0007S	Pri 1x2 Sec 1	25.0MHz-450.0MHz	8.0dB max.	2
BRN6044-0008S	Pri 2x2 Sec 2	9.0MHz-350.0MHz	3.0dB max.	2
BRN6044-0009S	Pri 3x2 Sec 3	3.5MHz-470.0MHz	3.0dB max.	2
BRN6044-0010S	Pri 4x2 Sec 4	2.2MHz-400.0MHz	3.0dB max.	2
BRN6044-0011S	Pri 5x2 Sec 5	1.5MHz-300.0MHz	3.0dB max.	2
BRN6044-0012S	4	6.0MHz-600.0MHz	IN to OUT-1 1.3dB max. IN to OUT-2 11dB~14dB	3
BRN6044-0013S	5	6.0MHz-600.0MHz	IN to OUT-1 0.9dB max. IN to OUT-2 13dB~16dB	3
BRN6044-0014S	6	6.0MHz-600.0MHz	IN to OUT-1 0.8dB max. IN to OUT-2 15dB~17dB	3
BRN6044-0015S		20.0MHz-600.0MHz	IN to OUT-1,2 4.5dB max. OUT-1 to OUT-2 (ISOLATION) 10dB min.	4

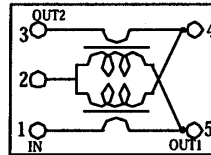
VI . SCHEMATIC DIAGRAM :



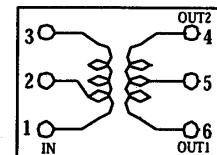
Double balanced mixer
Fig.1



Transformer
Fig.2



Directional coupler
Fig.3



Distributor
Fig.4

AE-001A

Bourns Inductive Solution

SPECIFICATION FOR APPROVAL

REF :

PAGE: 3

PROD. NAME	SMD BALUN TRANSFORMER	DWG NO.	BRN6044 Series
		ITEM NO.	

VII . PACKAGING INFORMATION :

(1) CONFIGURATION

EMBOSED CARRIER

*CARRIER TAPE WIDTH : D

USER DIRECTION OF FEED

(2) DIMENSIONS Unit:m/m

STYLE	A	B	C	D	G	N	T
07 - 16	178	21 ± 0.8	13	16	18 ⁺⁰	50 ⁻⁰	22.4
13 - 16	330	21 ± 0.8	13	16	18 ⁺⁰	50 ⁻⁰	22.4

(3) QTY & G.W. PER PACKAGE

SERIES	INNER : REEL			OUTER : CARTON		
	QTY (PCS)	G.W. (gw)	STYLE	QTY (PCS)	G.W. (Kg)	SIZE (cm)
BRN6044	300	113	07 - 16	12,000	5.2	39 x 38 x 21.5
BRN6044	1,000	450	13 - 16	8,000	4.2	40 x 40 x 24

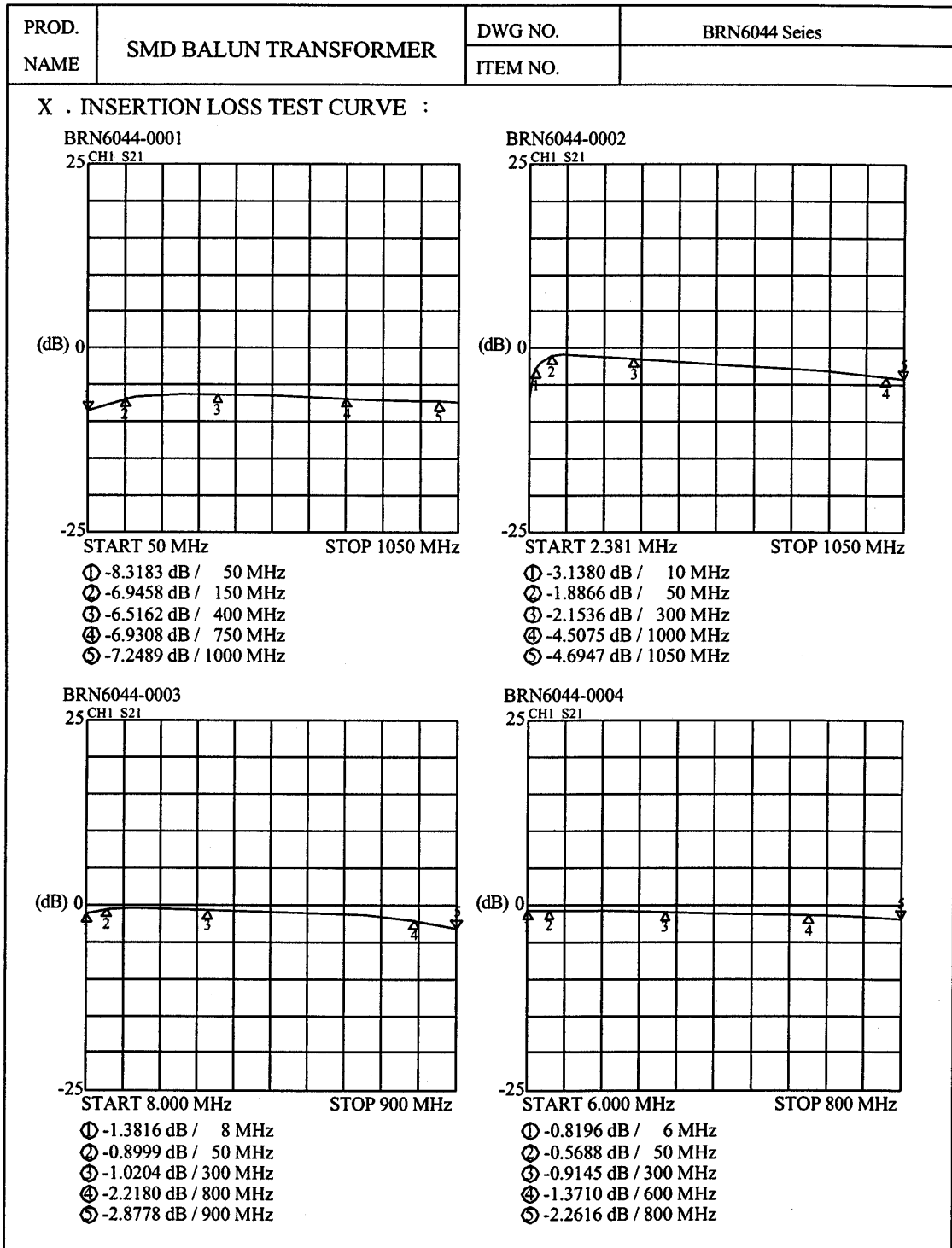
AE-001A

Bourns Inductive Solution

SPECIFICATION FOR APPROVAL

REF :

PAGE: 4



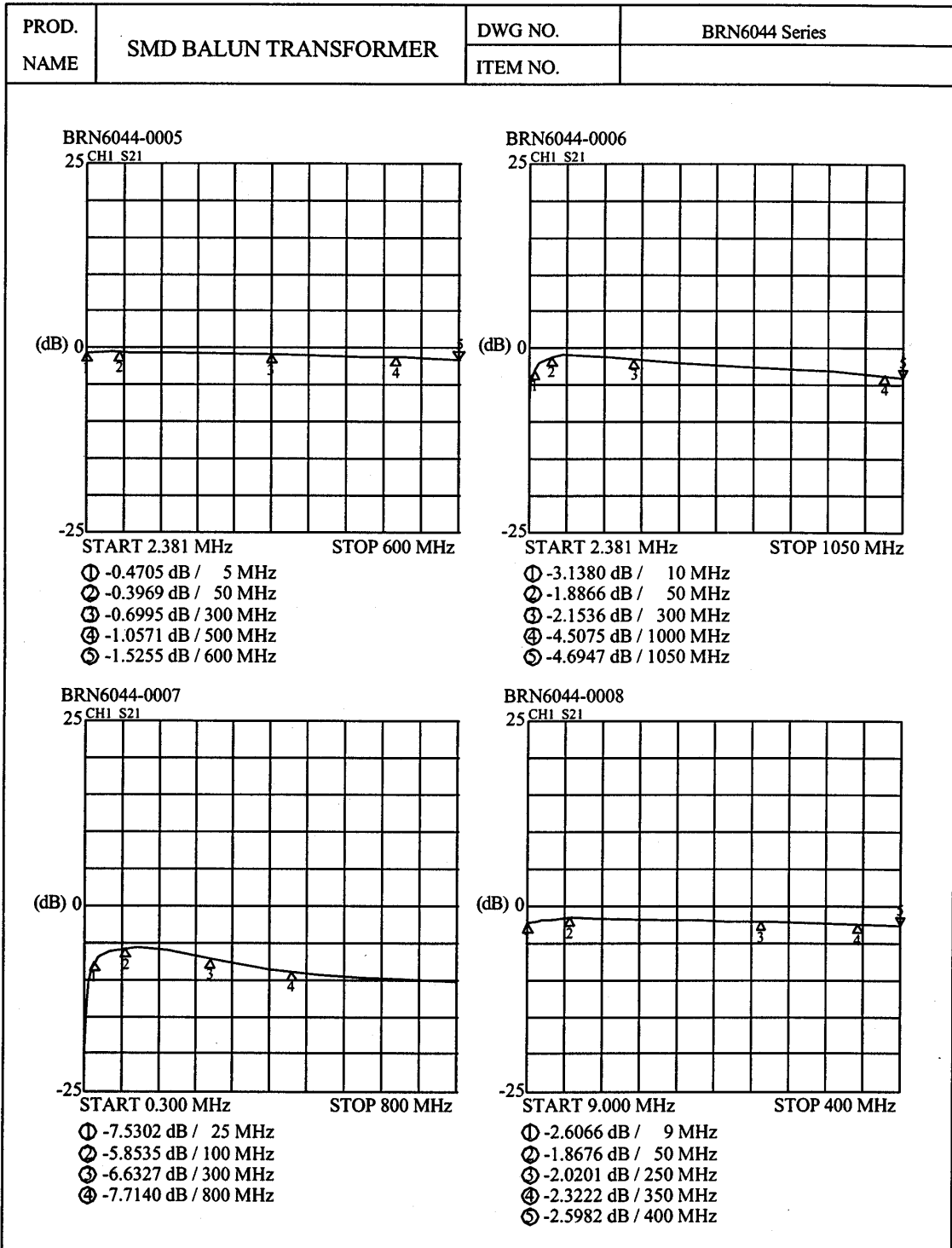
AE-001A

Bourns Inductive Solution

SPECIFICATION FOR APPROVAL

REF :

PAGE: 5



AE-001A

Bourns Inductive Solution

SPECIFICATION FOR APPROVAL

REF :

PAGE: 6

PROD. NAME	SMD BALUN TRANSFORMER	DWG NO. ITEM NO.	BRN6044 Series
------------	-----------------------	---------------------	----------------

<p>BRN6044-0009 25 CH1 S21</p> <p>START 2.381 MHz STOP 500 MHz</p> <ul style="list-style-type: none"> ① -1.9681 dB / 3.5 MHz ② -1.3742 dB / 50 MHz ③ -1.6774 dB / 300 MHz ④ -2.1016 dB / 470 MHz ⑤ -2.3843 dB / 500 MHz 	<p>BRN6044-0010 25 CH1 S21</p> <p>START 2.381 MHz STOP 450 MHz</p> <ul style="list-style-type: none"> ① -0.8878 dB / 2.381 MHz ② -0.7163 dB / 50 MHz ③ -1.2644 dB / 300 MHz ④ -1.9968 dB / 400 MHz ⑤ -3.0278 dB / 450 MHz
<p>BRN6044-0011 25 CH1 S21</p> <p>START 1.000 MHz STOP 350 MHz</p> <ul style="list-style-type: none"> ① -0.5992 dB / 1.5 MHz ② -0.7765 dB / 50 MHz ③ -1.4662 dB / 150 MHz ④ -2.3604 dB / 300 MHz ⑤ -2.3604 dB / 300 MHz 	<p>BRN6044-0012 25 CH2 S21</p> <p>START 2.381 MHz STOP 700 MHz</p> <p>"△" : IN-OUT 1 "↑" : IN-OUT 2</p> <ul style="list-style-type: none"> <li style="width: 50%;">① -0.9926 dB / 6 MHz <li style="width: 50%;">② -12.378 dB / 6 MHz <li style="width: 50%;">③ -0.7059 dB / 50 MHz <li style="width: 50%;">④ -12.303 dB / 50 MHz <li style="width: 50%;">⑤ -0.7940 dB / 300 MHz <li style="width: 50%;">⑥ -12.505 dB / 300 MHz <li style="width: 50%;">⑦ -1.1147 dB / 600 MHz <li style="width: 50%;">⑧ -12.907 dB / 600 MHz <li style="width: 50%;">⑨ -1.2524 dB / 700 MHz <li style="width: 50%;">⑩ -13.049 dB / 700 MHz

AE-001A

Bourns Inductive Solution

SPECIFICATION FOR APPROVAL

REF :

PAGE: 7

PROD. NAME SMD BALUN TRANSFORMER		DWG NO. BRN6044 Series	
		ITEM NO.	

<p>BRN6044-0013 25 CH2 S21</p> <p>(dB) 0 -25</p> <p>START 2.381 MHz STOP 500 MHz</p> <p>"Δ" : IN-OUT 1 "↑" : IN-OUT 2</p> <table style="width: 100%; border: none;"> <tr> <td>① -0.6377 dB / 6 MHz</td> <td>① -14.222 dB / 6 MHz</td> </tr> <tr> <td>② -0.4683 dB / 50 MHz</td> <td>② -14.177 dB / 50 MHz</td> </tr> <tr> <td>③ -0.5063 dB / 300 MHz</td> <td>③ -14.254 dB / 300 MHz</td> </tr> <tr> <td>④ -0.6722 dB / 600 MHz</td> <td>④ -14.309 dB / 600 MHz</td> </tr> <tr> <td>⑤ -0.7370 dB / 700 MHz</td> <td>⑤ -14.300 dB / 700 MHz</td> </tr> </table>	① -0.6377 dB / 6 MHz	① -14.222 dB / 6 MHz	② -0.4683 dB / 50 MHz	② -14.177 dB / 50 MHz	③ -0.5063 dB / 300 MHz	③ -14.254 dB / 300 MHz	④ -0.6722 dB / 600 MHz	④ -14.309 dB / 600 MHz	⑤ -0.7370 dB / 700 MHz	⑤ -14.300 dB / 700 MHz	<p>BRN6044-0014 25 CH2 S21</p> <p>(dB) 0 -25</p> <p>START 2.381 MHz STOP 450 MHz</p> <p>"Δ" : IN-OUT 1 "↑" : IN-OUT 2</p> <table style="width: 100%; border: none;"> <tr> <td>① -0.4321 dB / 6 MHz</td> <td>① -15.765 dB / 6 MHz</td> </tr> <tr> <td>② -0.3222 dB / 50 MHz</td> <td>② -15.736 dB / 50 MHz</td> </tr> <tr> <td>③ -0.3882 dB / 300 MHz</td> <td>③ -15.829 dB / 300 MHz</td> </tr> <tr> <td>④ -0.5890 dB / 600 MHz</td> <td>④ -15.942 dB / 600 MHz</td> </tr> <tr> <td>⑤ -0.6721 dB / 700 MHz</td> <td>⑤ -15.962 dB / 700 MHz</td> </tr> </table>	① -0.4321 dB / 6 MHz	① -15.765 dB / 6 MHz	② -0.3222 dB / 50 MHz	② -15.736 dB / 50 MHz	③ -0.3882 dB / 300 MHz	③ -15.829 dB / 300 MHz	④ -0.5890 dB / 600 MHz	④ -15.942 dB / 600 MHz	⑤ -0.6721 dB / 700 MHz	⑤ -15.962 dB / 700 MHz
① -0.6377 dB / 6 MHz	① -14.222 dB / 6 MHz																				
② -0.4683 dB / 50 MHz	② -14.177 dB / 50 MHz																				
③ -0.5063 dB / 300 MHz	③ -14.254 dB / 300 MHz																				
④ -0.6722 dB / 600 MHz	④ -14.309 dB / 600 MHz																				
⑤ -0.7370 dB / 700 MHz	⑤ -14.300 dB / 700 MHz																				
① -0.4321 dB / 6 MHz	① -15.765 dB / 6 MHz																				
② -0.3222 dB / 50 MHz	② -15.736 dB / 50 MHz																				
③ -0.3882 dB / 300 MHz	③ -15.829 dB / 300 MHz																				
④ -0.5890 dB / 600 MHz	④ -15.942 dB / 600 MHz																				
⑤ -0.6721 dB / 700 MHz	⑤ -15.962 dB / 700 MHz																				
<p>BRN6044-0015 25 CH2 S21</p> <p>(dB) 0 -25</p> <p>START 5.000 MHz STOP 700 MHz</p> <p>"Δ" : IN-OUT 1 "↑" : IN-OUT 2</p> <table style="width: 100%; border: none;"> <tr> <td>① -3.3367 dB / 20 MHz</td> <td>① -3.6766 dB / 20 MHz</td> </tr> <tr> <td>② -3.3328 dB / 50 MHz</td> <td>② -3.6122 dB / 50 MHz</td> </tr> <tr> <td>③ -3.6748 dB / 300 MHz</td> <td>③ -3.9403 dB / 300 MHz</td> </tr> <tr> <td>④ -4.0316 dB / 600 MHz</td> <td>④ -4.1138 dB / 600 MHz</td> </tr> <tr> <td>⑤ -4.0401 dB / 700 MHz</td> <td>⑤ -3.8037 dB / 700 MHz</td> </tr> </table>	① -3.3367 dB / 20 MHz	① -3.6766 dB / 20 MHz	② -3.3328 dB / 50 MHz	② -3.6122 dB / 50 MHz	③ -3.6748 dB / 300 MHz	③ -3.9403 dB / 300 MHz	④ -4.0316 dB / 600 MHz	④ -4.1138 dB / 600 MHz	⑤ -4.0401 dB / 700 MHz	⑤ -3.8037 dB / 700 MHz	<p>50 CH1 S21</p> <p>(dB) 0 -50</p> <p>START 353 MHz STOP 694 MHz</p> <p>"Δ" : OUT 1-OUT 2</p> <table style="width: 100%; border: none;"> <tr> <td>① -12.229 dB / 20 MHz</td> </tr> <tr> <td>② -17.753 dB / 50 MHz</td> </tr> <tr> <td>③ -27.348 dB / 300 MHz</td> </tr> <tr> <td>④ -33.705 dB / 600 MHz</td> </tr> <tr> <td>⑤ -18.530 dB / 700 MHz</td> </tr> </table>	① -12.229 dB / 20 MHz	② -17.753 dB / 50 MHz	③ -27.348 dB / 300 MHz	④ -33.705 dB / 600 MHz	⑤ -18.530 dB / 700 MHz					
① -3.3367 dB / 20 MHz	① -3.6766 dB / 20 MHz																				
② -3.3328 dB / 50 MHz	② -3.6122 dB / 50 MHz																				
③ -3.6748 dB / 300 MHz	③ -3.9403 dB / 300 MHz																				
④ -4.0316 dB / 600 MHz	④ -4.1138 dB / 600 MHz																				
⑤ -4.0401 dB / 700 MHz	⑤ -3.8037 dB / 700 MHz																				
① -12.229 dB / 20 MHz																					
② -17.753 dB / 50 MHz																					
③ -27.348 dB / 300 MHz																					
④ -33.705 dB / 600 MHz																					
⑤ -18.530 dB / 700 MHz																					

AE-001A

Bourns Inductive Solution