

## 阅读申明

- 1.本站收集的数据手册和产品资料都来自互联网，版权归原作者所有。如读者和版权方有任何异议请及时告之，我们将妥善解决。
- 2.本站提供的中文数据手册是英文数据手册的中文翻译，其目的是协助用户阅读，该译文无法自动跟随原稿更新，同时也可能存在翻译上的不当。建议读者以英文原稿为参考以便获得更精准的信息。
- 3.本站提供的产品资料，来自厂商的技术支持或者使用者的心得体会等，其内容可能存在描述上的差异，建议读者做出适当判断。
- 4.如需与我们联系，请发邮件到marketing@iczoom.com，主题请标有“数据手册”字样。

## Read Statement

1. The datasheets and other product information on the site are all from network reference or other public materials, and the copyright belongs to the original author and original published source. If readers and copyright owners have any objections, please contact us and we will deal with it in a timely manner.
2. The Chinese datasheets provided on the website is a Chinese translation of the English datasheets. Its purpose is for reader's learning exchange only and do not involve commercial purposes. The translation cannot be automatically updated with the original manuscript, and there may also be improper translations. Readers are advised to use the English manuscript as a reference for more accurate information.
3. All product information provided on the website refer to solutions from manufacturers' technical support or users the contents may have differences in description, and readers are advised to take the original article as the standard.
4. If you have any questions, please contact us at marketing@iczoom.com and mark the subject with "Datasheets" .

# Contents

Item	Description	Page
1. . . . .	Antenna Specification . . . . .	3
2. . . . .	Mechanical Specification . . . . .	4
3. . . . .	Test Report . . . . .	5~9

# RF Antenna Assembly Specification

## **ELECTRICAL PROPERTIES**

- 1.1 Frequency Range..... 2.4GHz ~2.5GHz
- 1.2 Impedance..... 50 Ohm Nominal
- 1.3 VSWR..... 2 (Max)
- 1.4 Return Loss..... -10dB (Max)
- 1.5 Radiation..... Omni-directional (Only Antenna)
- 1.6 Gain(peak)..... 2.0dBi (Only Antenna)
- 1.7 Cable Loss..... 0.7dB
- 1.8 Polarization..... Linear Vertical
- 1.9 Admitted Power..... 1W

## **PHYSICAL PROPERTIES**

- 2.1 Cable..... § 1.13 Black
- 2.2 Antenna Cover.....TPEE
- 2.3 Antenna Base..... PC/PBT
- 2.4 Operating Temp.....-25°C ~ +75°C
- 2.5 Storage Temp.....-30°C ~ +75°C
- 2.6 Color..... Black
- 2.7 Connector..... IPEX Compatible(MHF4)



# Mechanical Specification

LTR	DESCRIPTION	DATE	REQ. BY
△	NEW Release	12/05/12	HWCHAN

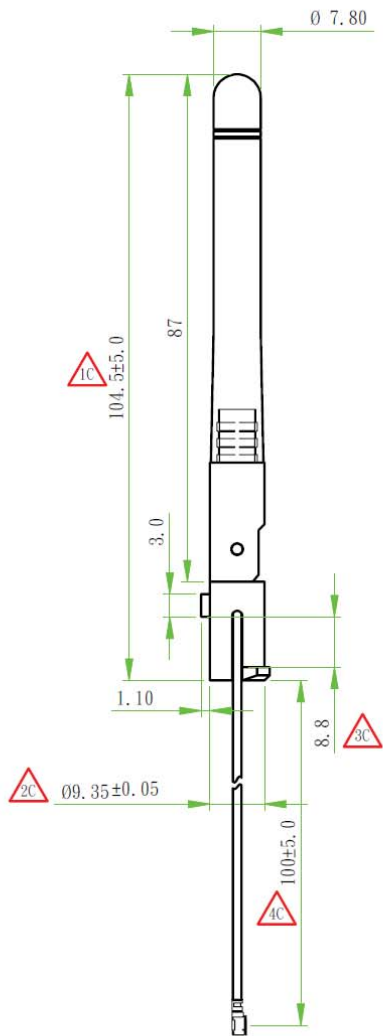
RoHS COMPLIANT

## MECHANICAL

Antenna Cover : TPEE  
 Antenna Base : PC/PBT  
 Color: Black

## ELECTRICAL

Frequency : 2.4GHz  
 Cable : Coaxial Cable 1.13(Black)  
 Connector : IPEX Compatible(MHF4)



※凡標記△記號者, 為品管檢驗之尺寸

設計 DR. HWCHAN 2012/12/05	核准 APPD. Marco 2012/12/05	容許公差 TOLERANCE .XXX ±0.20 .XX ±0.35 .X ±0.50 X ±1.00 ANG ±5	品名 ARTICLE EDA-8709-2G4C1-B27
版本說明 REVISION NOTE			
<b>MAGLAYERS</b>			單位 UNIT mm
			比例 SCALE ****
			張數 SHEET 1
			版本 REV. A

# Test Report

## ELECTRICAL CHARACTERISTICS

P/NO: EDA-8709-2G4C1-B27

Spec: 2.4 GHz ~2.5GHz

S11

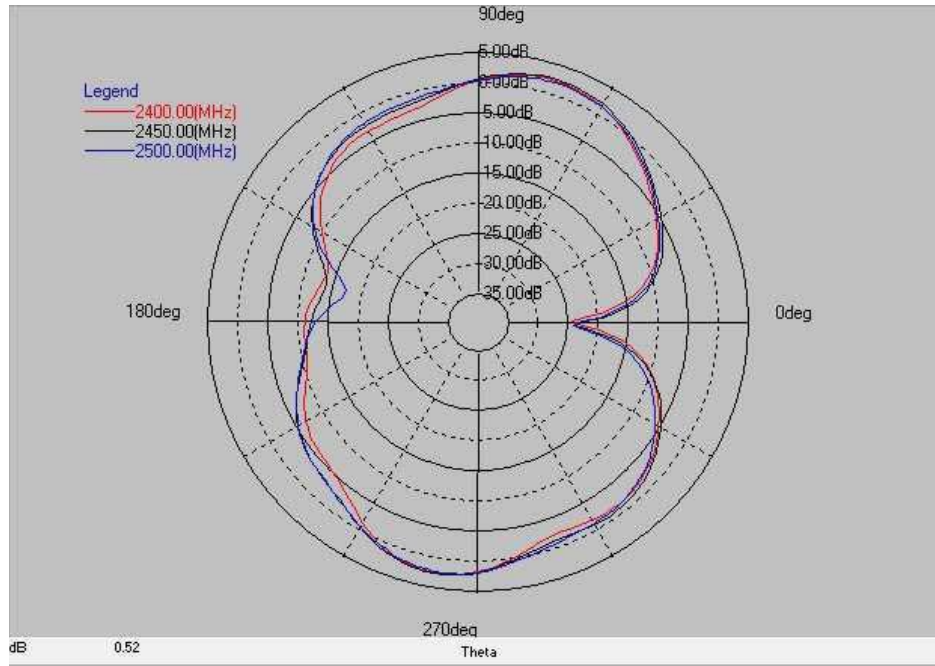


## VSWR



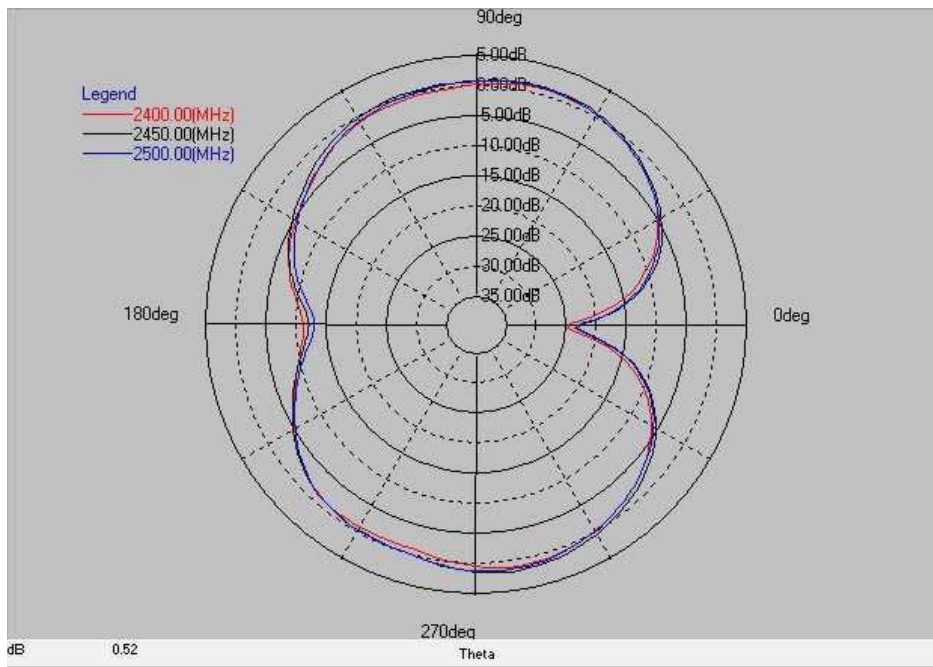
MAG.LAYERS

Frequency(MHz) : 2400~2500. Pattern Field : X-Z plane



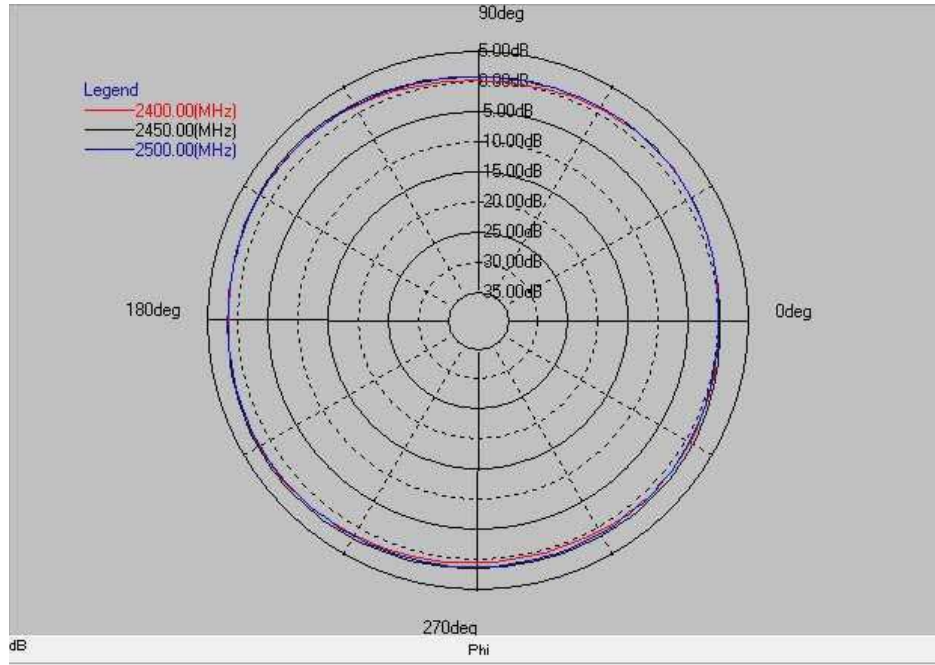
Layer	Max value	Min value	Average
2400(MHz)	2.05 dB	-24.34 dB	-2.61 dB
2450(MHz)	2.25 dB	-23.80 dB	-2.07 dB
2500(MHz)	2.16 dB	-24.13 dB	-2.29 dB

Frequency(MHz) : 2400~2500. Pattern Field : Y-Z plane



Layer	Max value	Min value	Average
2400(MHz)	0.89 dB	-24.94 dB	-2.45 dB
2450(MHz)	1.59 dB	-23.09 dB	-1.85 dB
2500(MHz)	1.30 dB	-23.44 dB	-2.16 dB

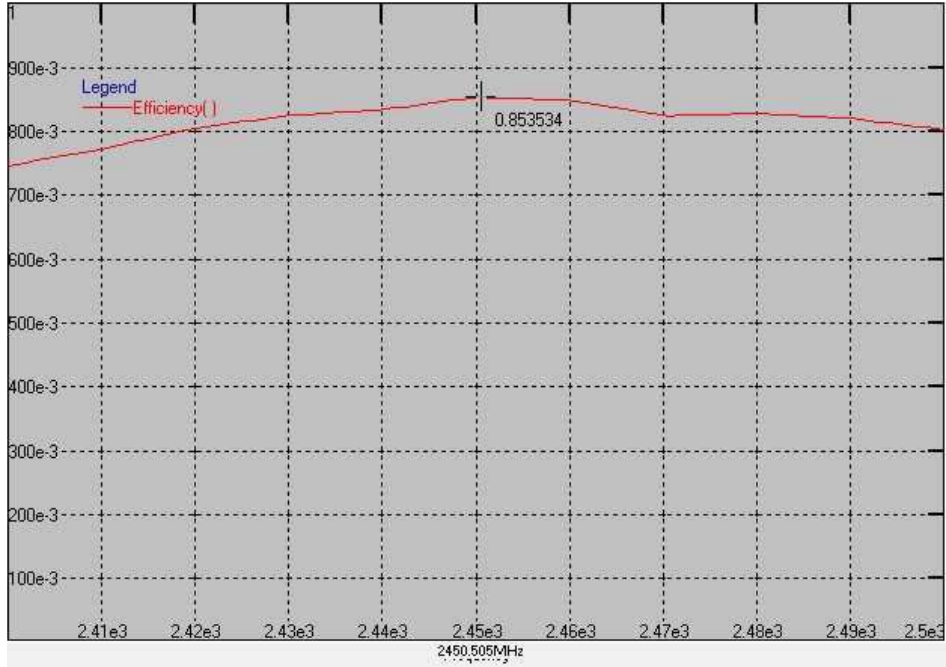
Frequency(MHz) : 2400~2500. Pattern Field : X-Y plane



Layer	Max value	Min value	Average
2400(MHz)	2.12 dB	-0.06 dB	1.02 dB
2450(MHz)	2.32 dB	0.34 dB	1.40 dB
2500(MHz)	1.91 dB	0.16 dB	1.15 dB



## Antenna Efficiency



Maximum Efficiency At 2.4~2.5GHz: 85.35%

