

阅读申明

- 1.本站收集的数据手册和产品资料都来自互联网，版权归原作者所有。如读者和版权方有任何异议请及时告之，我们将妥善解决。
- 2.本站提供的中文数据手册是英文数据手册的中文翻译，其目的是协助用户阅读，该译文无法自动跟随原稿更新，同时也可能存在翻译上的不当。建议读者以英文原稿为参考以便获得更精准的信息。
- 3.本站提供的产品资料，来自厂商的技术支持或者使用者的心得体会等，其内容可能存在描述上的差异，建议读者做出适当判断。
- 4.如需与我们联系，请发邮件到marketing@iczoom.com，主题请标有“数据手册”字样。





Read Statement

1. The datasheets and other product information on the site are all from network reference or other public materials, and the copyright belongs to the original author and original published source. If readers and copyright owners have any objections, please contact us and we will deal with it in a timely manner.
2. The Chinese datasheets provided on the website is a Chinese translation of the English datasheets. Its purpose is for reader's learning exchange only and do not involve commercial purposes. The translation cannot be automatically updated with the original manuscript, and there may also be improper translations. Readers are advised to use the English manuscript as a reference for more accurate information.
3. All product information provided on the website refer to solutions from manufacturers' technical support or users the contents may have differences in description, and readers are advised to take the original article as the standard.
4. If you have any questions, please contact us at marketing@iczoom.com and mark the subject with "Datasheets" .

WIRELESS ANTENNAS

900MHz Applications



- 
 Ideal for lower frequency wireless applications in the ISM 900MHz band
- 
 Omni-directional radiation pattern provides broad 360° coverage
- 
 One-eighth wavelength dipole configuration
- 
 Connection and color options easily integrate with OEM designs



Electrical Specifications @ 25°C								
Antenna Part No.	Frequency (MHz)	Gain (dBi)	Impedance (Nom)	VSWR	Polarization	Electrical Length	Radiation	Color
W1047	860 - 928	1.0	50Ω	≤ 2.0	Vertical	1/8, dipole	Omni	Black

NOTE: This part number is lead-free and RoHS compliant. No additional suffix or identifier is required.

Color Options

- Black*
- Gray (Pantone cool gray 8C)
- Gray (Pantone 429C)
- Gray (Pantone cool gray 7C)

Connector Options

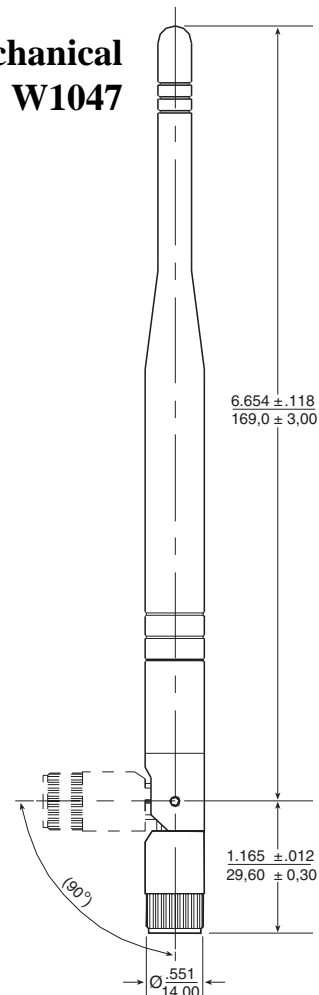
- Reverse SMA (Female)*
- SMA (Male)

**Default Configuration - Please contact Pulse Applications Engineering for assistance in ordering colors and connectors.*

Weight.....25.6 grams
 Carton20/bag; 500/carton

Dimensions: $\frac{\text{Inches}}{\text{mm}}$
 Unless otherwise specified, all tolerances are $\pm \frac{.010}{0,25}$

Mechanical W1047



WIRELESS ANTENNAS

900MHz Applications



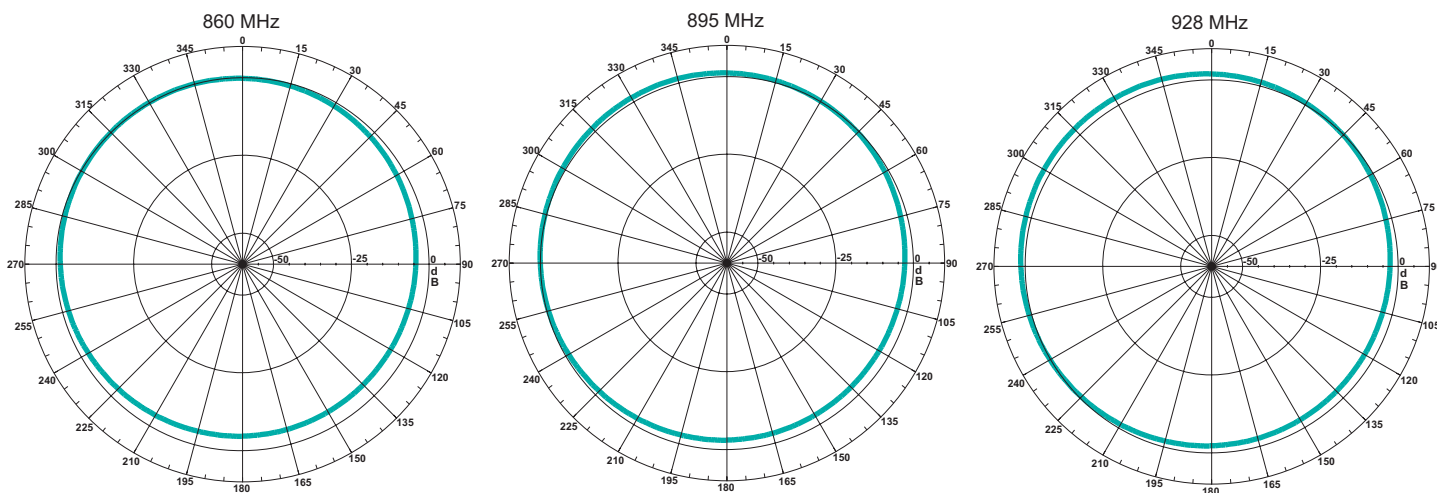
Application Notes

Omni-directional antennas provide a uniform, donut-shaped, 360° radiation pattern. The omni-directional pattern is suitable for point-to-multipoint broadcasting in all directions. This antenna is primarily used for WLAN applications. However, it can also be

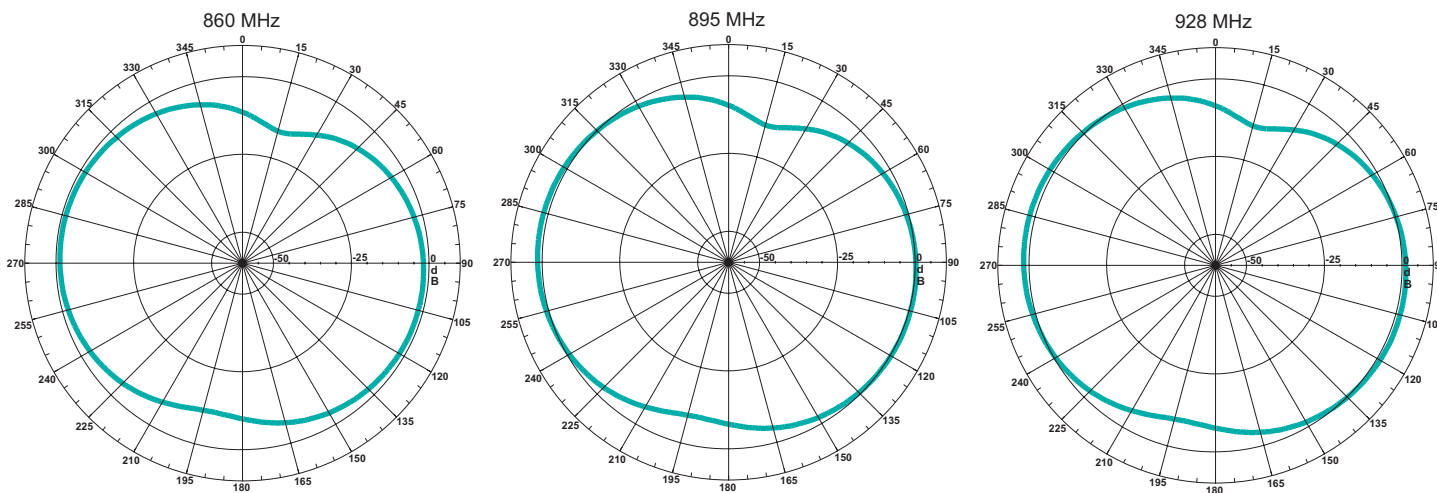
used for a variety of other applications within the specified frequency range. When used as an access point, the antenna is ideally located at the center of the coverage area.

Gain Performance - W1047

Horizontal Position



Vertical Position



WIRELESS ANTENNAS

2.4GHz and 5.0 GHz Applications



- Dual-band, blade style antenna
- For WLAN devices using WiFi (802.11a/b/g), Bluetooth® and ZigBee™
- Omni-directional radiation pattern provides broad 360° coverage
- One-quarter wavelength dipole configuration
- Connection and color options easily integrate with OEM designs



Electrical Specifications @ 25°C								
Antenna Part No.	Frequency (GHz)	Gain (dBi)	Impedance (NOM)	VSWR	Polarization	Electrical Length	Radiation	Color
W1043	2.4 & 5.0	2.0	50Ω	≤ 2.0	Vertical	1/4, dipole	Omni	Black

NOTE: This part number is lead-free and RoHS compliant. No additional suffix or identifier is required.

Color Options

- Black*
- Gray (Pantone cool gray 8C)

Connector Options

- Reverse SMA (Female)*
- SMA (Male)

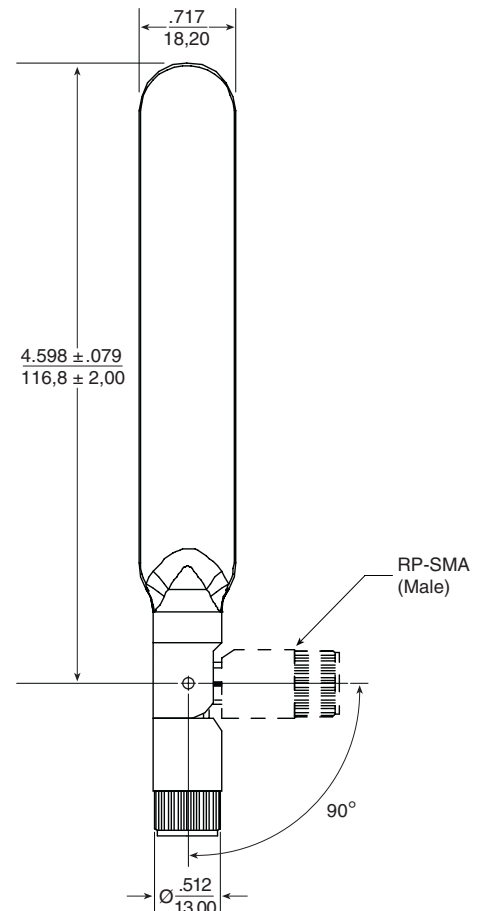
*Default Configuration - Please contact Pulse Applications Engineering for assistance in ordering colors and connectors.

Weight.....18.0 grams
 Carton20/bag; 500/carton

Dimensions: $\frac{\text{Inches}}{\text{mm}}$

Unless otherwise specified, all tolerances are $\pm \frac{.010}{0,25}$

Mechanical Outline W1043



WIRELESS ANTENNAS

2.4GHz and 5.0 GHz Applications



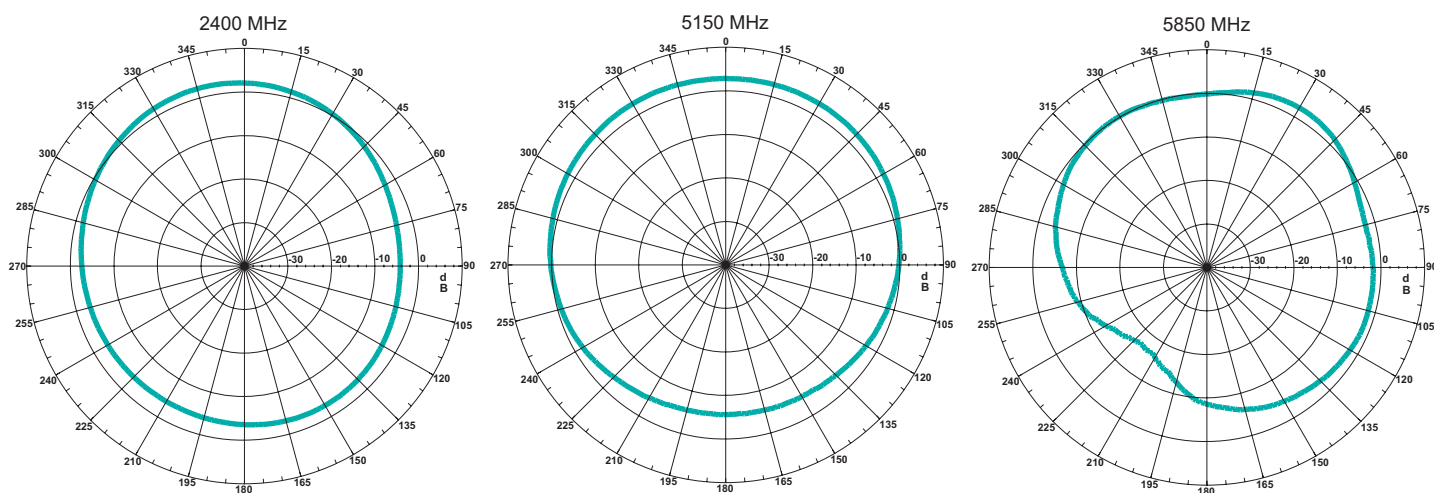
Application Notes

Omni-directional antennas provide a uniform, donut-shaped, 360° radiation pattern. The omni-directional pattern is suitable for point-to-multipoint broadcasting in all directions. This antenna is primarily used for WLAN applications. However, it can also be

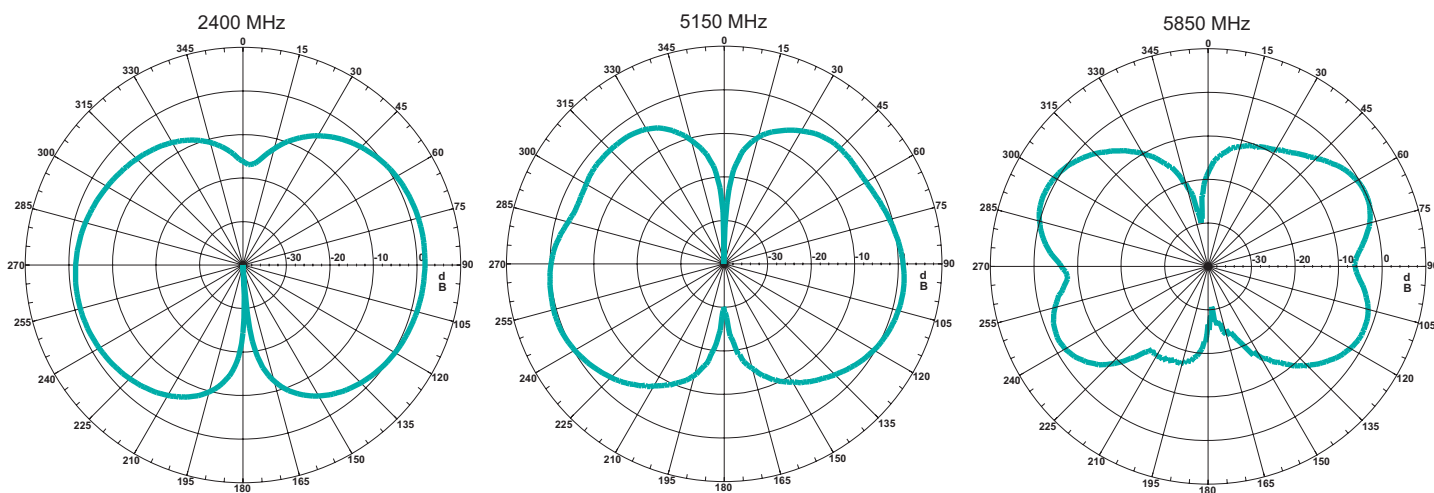
used for a variety of other applications within the specified frequency range. When used as an access point, the antenna is ideally located at the center of the coverage area.

Gain Performance - W1043

Horizontal Position



Vertical Position



WIRELESS ANTENNAS

2.4GHz and 5.0 GHz Applications



- Dual-band antenna
- Magnetic, weighted base for use on desktop or metal surface
- 1500mm flexible cable for remote placement (alternate lengths and configurations available)
- For WLAN devices using WiFi (802.11a/b/g), Bluetooth® and ZigBee™
- Omni-directional radiation pattern provides broad 360° coverage
- One-quarter wavelength dipole configuration

Electrical Specifications @ 25°C

Antenna Part No.	Frequency (GHz)	Gain (dBi)	Impedance (NOM)	VSWR	Polarization	Electrical Length	Radiation	Color
W1045	2.4 & 5.0	2.0	50Ω	≤ 2.0	Vertical	1/4, dipole	Omni	Black

NOTE: This part number is lead-free and RoHS compliant. No additional suffix or identifier is required.

Color Options

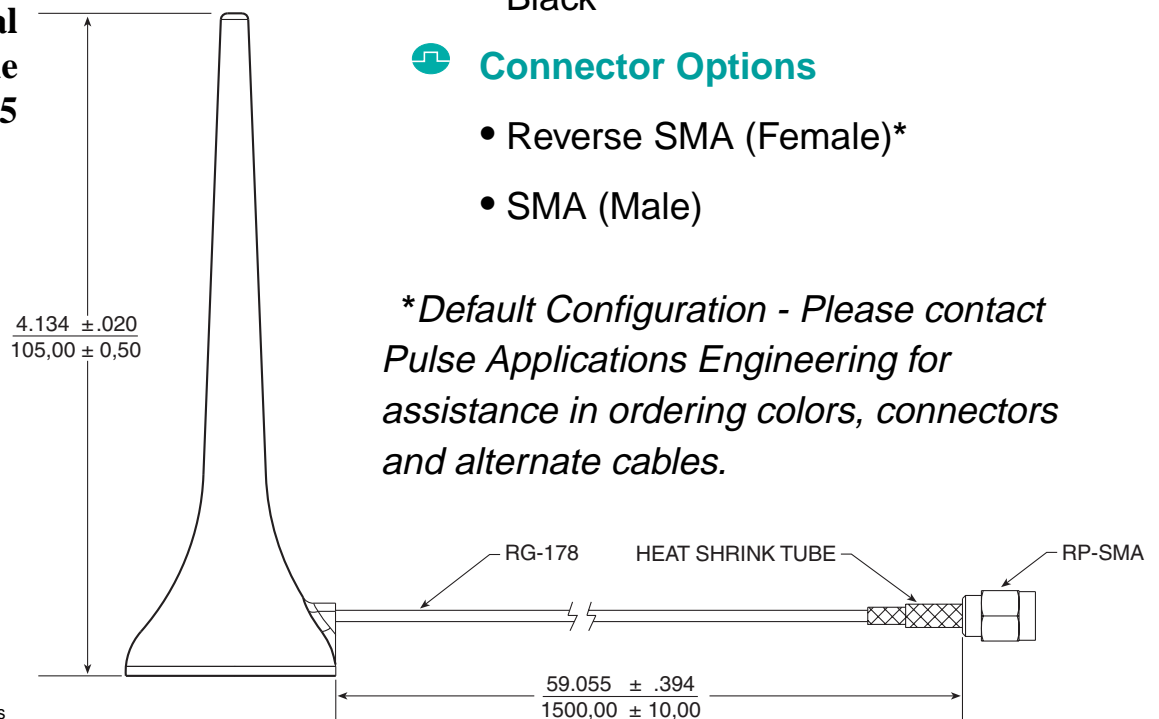
- Black*

Connector Options

- Reverse SMA (Female)*
- SMA (Male)

**Default Configuration - Please contact Pulse Applications Engineering for assistance in ordering colors, connectors and alternate cables.*

Mechanical Outline W1045



Weight38.5 grams
Carton500/carton

Dimensions: $\frac{\text{Inches}}{\text{mm}}$

Unless otherwise specified, all tolerances are $\pm \frac{.010}{0.25}$

WIRELESS ANTENNAS

2.4GHz and 5.0 GHz Applications



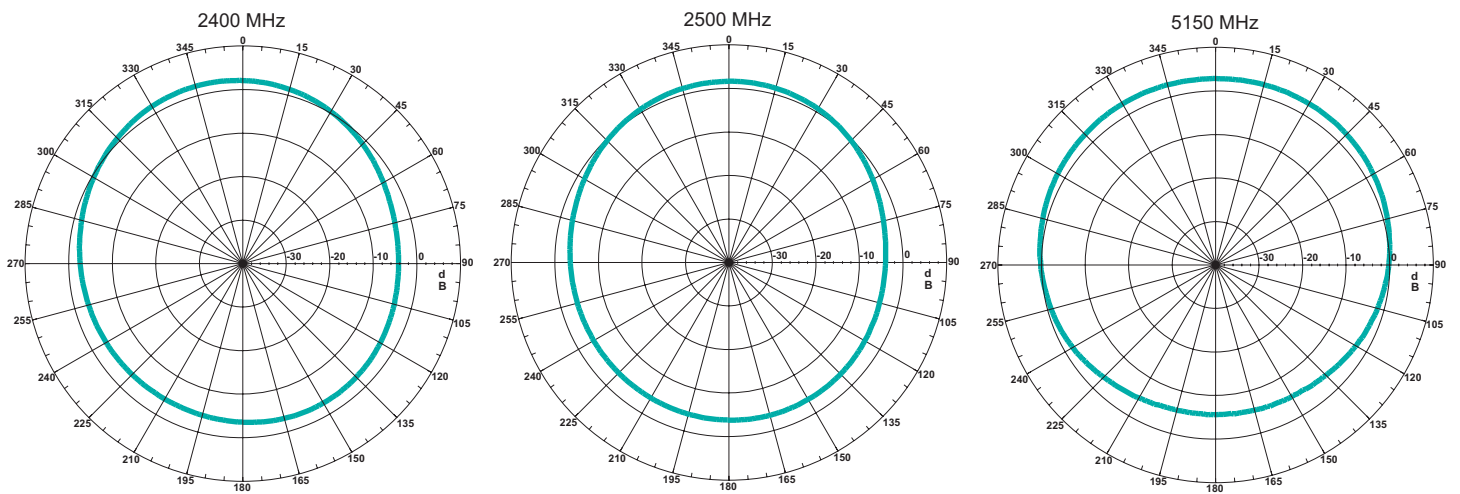
Application Notes

Omni-directional antennas provide a uniform, donut-shaped, 360° radiation pattern. The omni-directional pattern is suitable for point-to-multipoint broadcasting in all directions. This antenna is primarily used for WLAN applications. However, it can also be

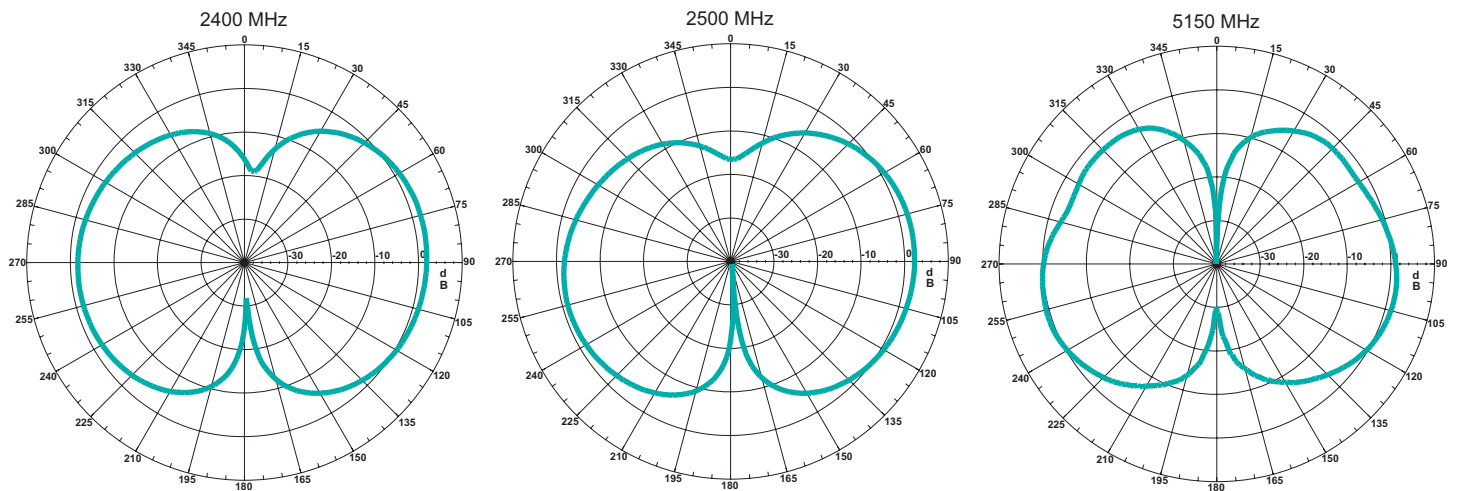
used for a variety of other applications within the specified frequency range. When used as an access point, the antenna is ideally located at the center of the coverage area.

Gain Performance - W1045

Horizontal Position








Vertical Position



WIRELESS ANTENNAS

5.15GHz and 5.85GHz Applications



-  High frequency and high gain antenna
-  For WLAN devices using WiFi (802.11a) and ISM 5.8GHz band
-  Omni-directional radiation pattern provides broad 360° coverage
-  One-quarter wavelength dipole configuration
-  Connection and color options easily integrate with OEM designs



Electrical Specifications @ 25°C								
Antenna Part No.	Frequency (GHz)	Gain (dBi)	Impedance (NOM)	VSWR	Polarization	Electrical Length	Radiation	Color
W1028	5.15 - 5.85	2.0	50Ω	≤ 1.9	Vertical	1/4, dipole	Omni	Black

NOTE: This part number is lead-free and RoHS compliant. No additional suffix or identifier is required.

Color Options

- Black*
- Gray (Pantone cool gray 8C)

Connector Options

- Reverse SMA (Female)*
- SMA (Male)

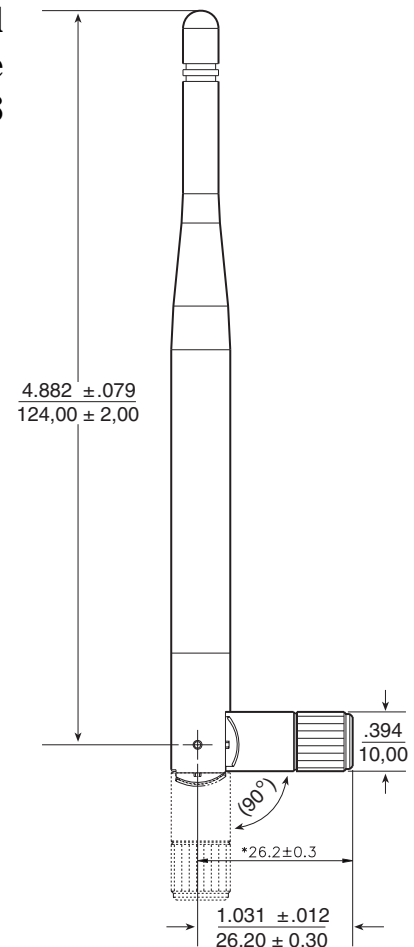
**Default Configuration - Please contact Pulse Applications Engineering for assistance in ordering colors and connectors.*

Weight.....12.9 grams
Carton20/bag; 500/carton

Dimensions: $\frac{\text{Inches}}{\text{mm}}$

Unless otherwise specified, all tolerances are $\pm \frac{.010}{0,25}$

Mechanical Outline W1028



WIRELESS ANTENNAS

5.15GHz and 5.85GHz Applications



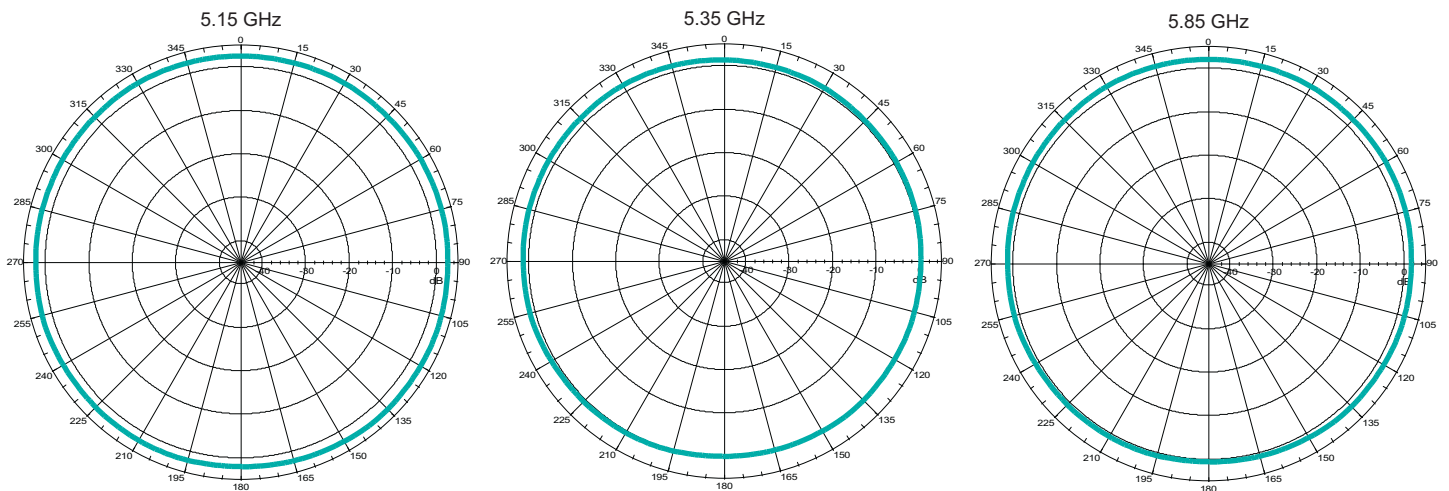
Application Notes

Omni-directional antennas provide a uniform, donut-shaped, 360° radiation pattern. The omni-directional pattern is suitable for point-to-multipoint broadcasting in all directions. This antenna is primarily used for WLAN applications. However, it can also be

used for a variety of other applications within the specified frequency range. When used as an access point, the antenna is ideally located at the center of the coverage area.

Gain Performance - W1028

Horizontal Position



Vertical Position

