

阅读申明

- 1.本站收集的数据手册和产品资料都来自互联网，版权归原作者所有。如读者和版权方有任何异议请及时告之，我们将妥善解决。
- 2.本站提供的中文数据手册是英文数据手册的中文翻译，其目的是协助用户阅读，该译文无法自动跟随原稿更新，同时也可能存在翻译上的不当。建议读者以英文原稿为参考以便获得更精准的信息。
- 3.本站提供的产品资料，来自厂商的技术支持或者使用者的心得体会等，其内容可能存在描述上的差异，建议读者做出适当判断。
- 4.如需与我们联系，请发邮件到marketing@iczoom.com，主题请标有“数据手册”字样。

Read Statement

1. The datasheets and other product information on the site are all from network reference or other public materials, and the copyright belongs to the original author and original published source. If readers and copyright owners have any objections, please contact us and we will deal with it in a timely manner.
2. The Chinese datasheets provided on the website is a Chinese translation of the English datasheets. Its purpose is for reader's learning exchange only and do not involve commercial purposes. The translation cannot be automatically updated with the original manuscript, and there may also be improper translations. Readers are advised to use the English manuscript as a reference for more accurate information.
3. All product information provided on the website refer to solutions from manufacturers' technical support or users the contents may have differences in description, and readers are advised to take the original article as the standard.
4. If you have any questions, please contact us at marketing@iczoom.com and mark the subject with "Datasheets" .



FLA.01.07.0045A

Specification

Part No.	FLA.01.07.0045A
Product Name	Flexible PCB Penta-Band GSM Loop Antenna 850/900/1800/1900/2100MHz 45mm 1.13cable, IPEX MHFII
Feature	Very low profile Penta-Band GSM Adhesive tape for easy mounting RoHS compliant

1. Introduction

The FLA.01 antenna is a penta-band cellular antenna that is embedded inside medical devices and can achieve high performance, particularly with customization.

The technology can be applied to any frequency including licence free bands such as 433MHz, 868MHz, 915MHz,

2.4GHz and higher. With the FLA antenna, medical device designers can ensure their devices now achieve reliable, consistent wireless connections for transmitting patient data and also meet healthcare industry tests.

The FLA flexible circuit antenna is particularly suited to the healthcare

market because it can conform to anyshape or size, a mechanical advantage for medical devices, which come in different shapes, and sizes.

To achieve the best possible performance for an individual healthcare product, antenna customization can improve device efficiency even further.

2. Specifications

	AMPS	GSM	DCS	PCS	3G
Band (MHz)	824-894MHz	880-960MHz	1710-1880MHz	1850-1990MHz	1920-2170MHz
Avg. Efficiency %	23.91%	22.62%	21.12%	27.02%	27.14%
Impedance	50 Ohm				
VSWR	≤2.5				
Radiation Pattern	Omni-Directional				
Polarization	Linear				
FPCB	H: 65.7mm * 37mm (at widest) * 0.8mm				
Connector	IPEX MHFII				
Cable	Ø1.13				
Cable Length	45 mm				
Adhesive Tape	3M 467				
Operation Temperature	-40°C ~ +85°C				
Storage Temperature	-30°C ~ +95°C				

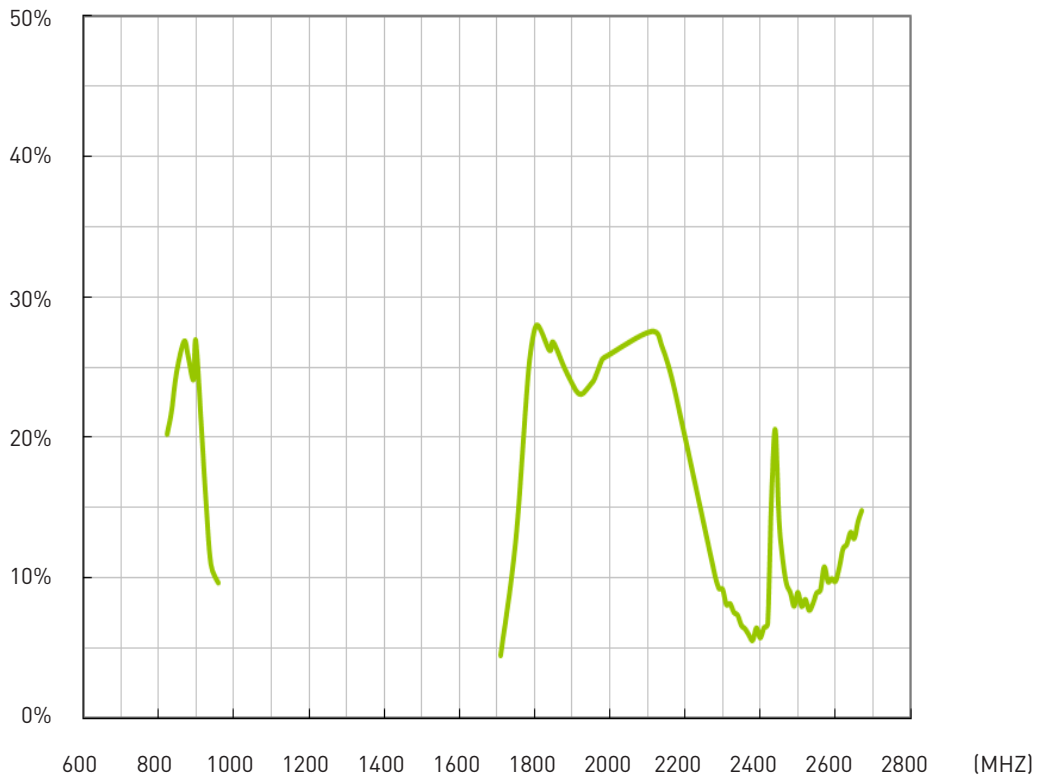
* Tested in reference device

* Results will vary dependant on the environment / ground plane size

3. Electrical Property

Antenna Efficiency

FLA.01 with 45mm cable in Reference Device



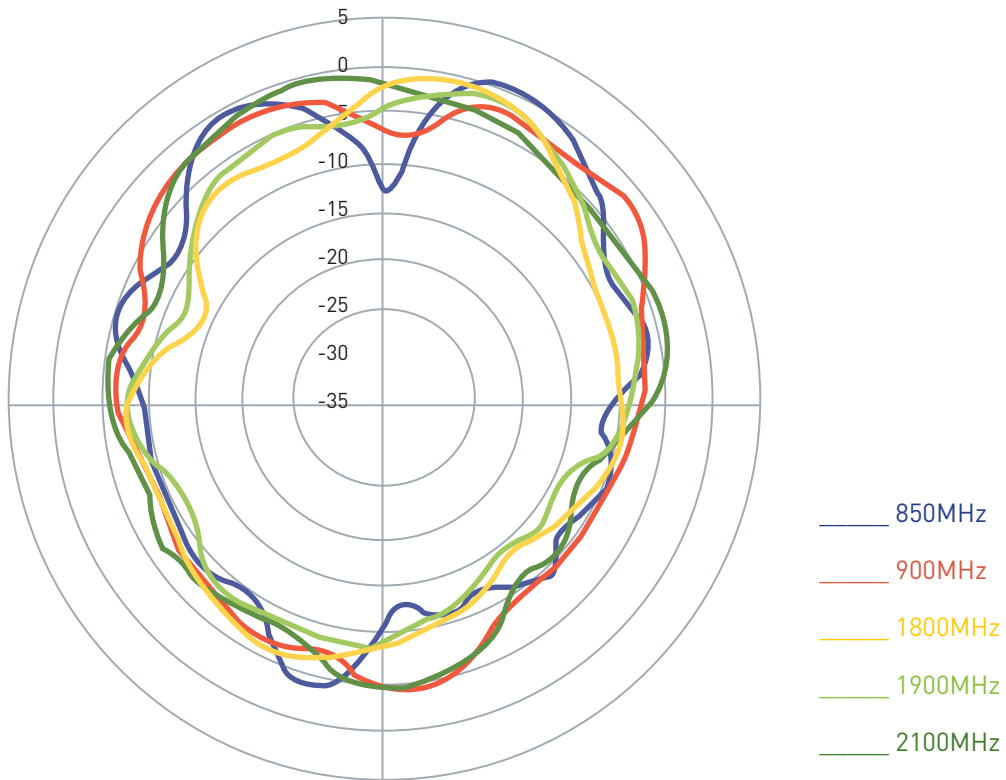
Frequency	E Total. dB	Efficiency	Efficiency. dB
824000000	1.78	20.22%	-6.94
836000000	2.26	21.92%	-6.59
849000000	2.9	24.64%	-6.08
869000000	3.19	26.84%	-5.71
880000000	2.69	25.76%	-5.89
894000000	1.96	24.10%	-6.18
900000000	2.17	26.88%	-5.7
915000000	0.08	20.76%	-6.83
925000000	-2.07	16.29%	-7.88
940000000	-6.13	10.98%	-9.59
960000000	-6.46	9.63%	-10.16

1710000000	-7.41	4.45%	-13.51
1750000000	-2.91	12.59%	-9
1785000000	0.54	24.95%	-6.03
1805000000	0.82	27.97%	-5.53
1840000000	1.12	26.20%	-5.82
1850000000	1.28	26.77%	-5.72
1880000000	1	24.92%	-6.03
1910000000	0.95	23.34%	-6.32
1920000000	0.88	23.08%	-6.37
1930000000	0.85	23.15%	-6.35
1950000000	0.78	23.79%	-6.24
1960000000	0.77	24.18%	-6.16
1980000000	0.96	25.56%	-5.92
1990000000	1.03	25.75%	-5.89
2110000000	0.68	27.53%	-5.6
2140000000	0.89	26.39%	-5.79
2170000000	1	23.67%	-6.26

* Tested in reference device

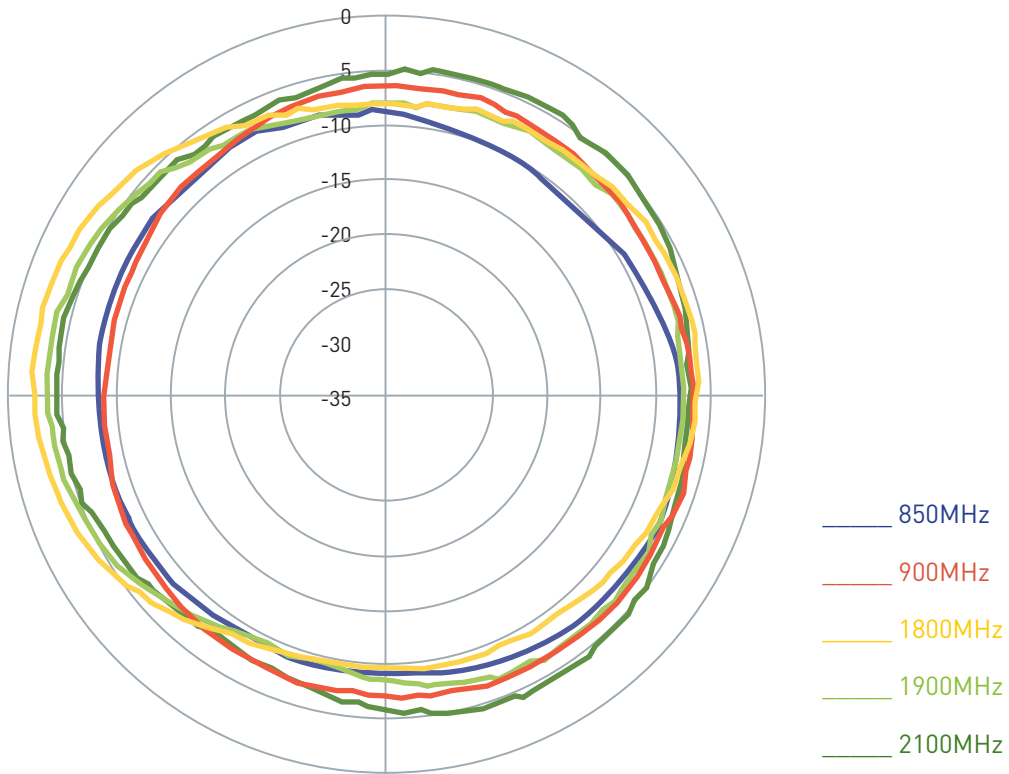
4. Radiation Patterns

H - Plane Radiation

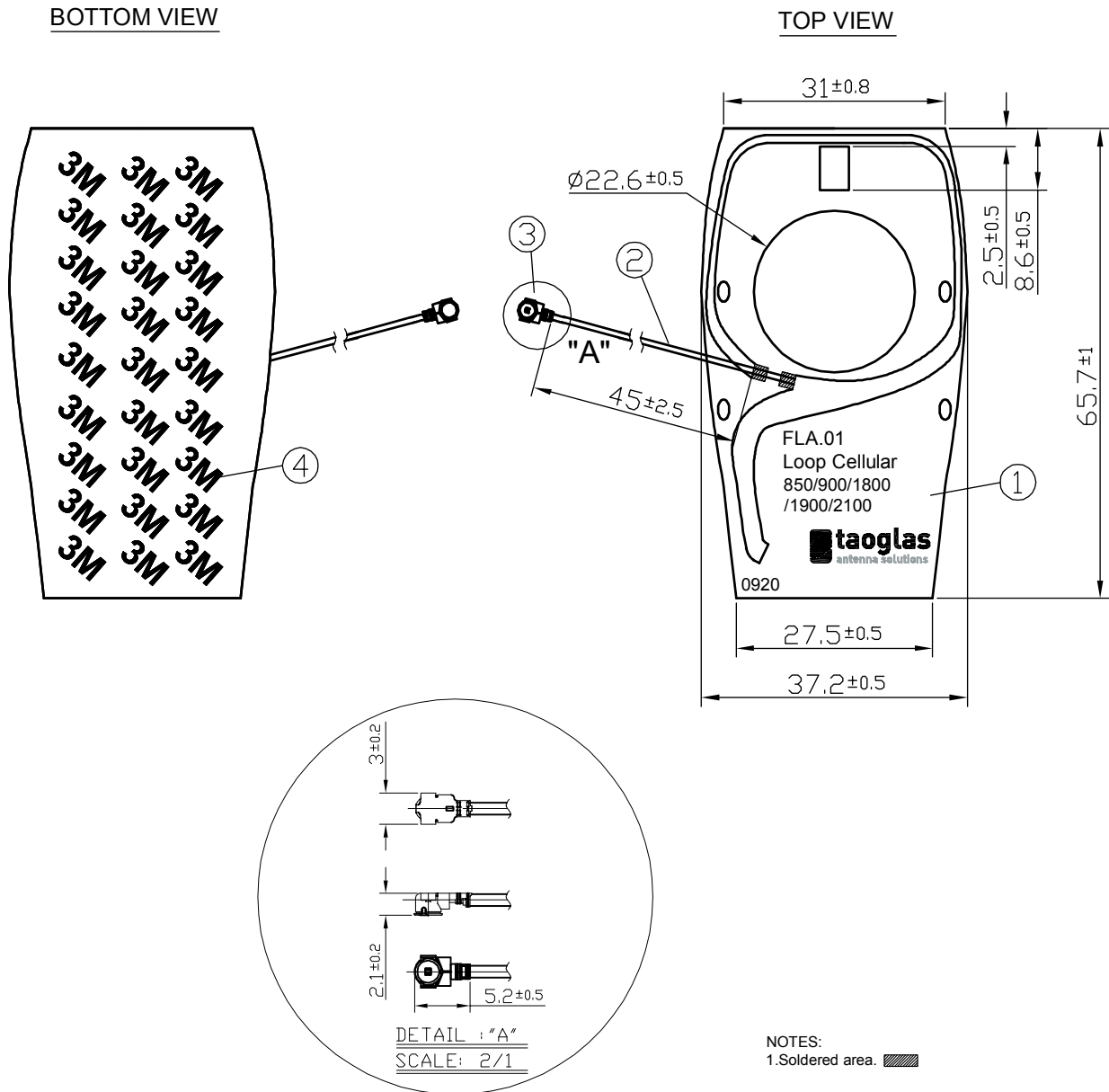


4. Radiation Patterns

E - Plane Radiation



5. Drawing and Dimensions



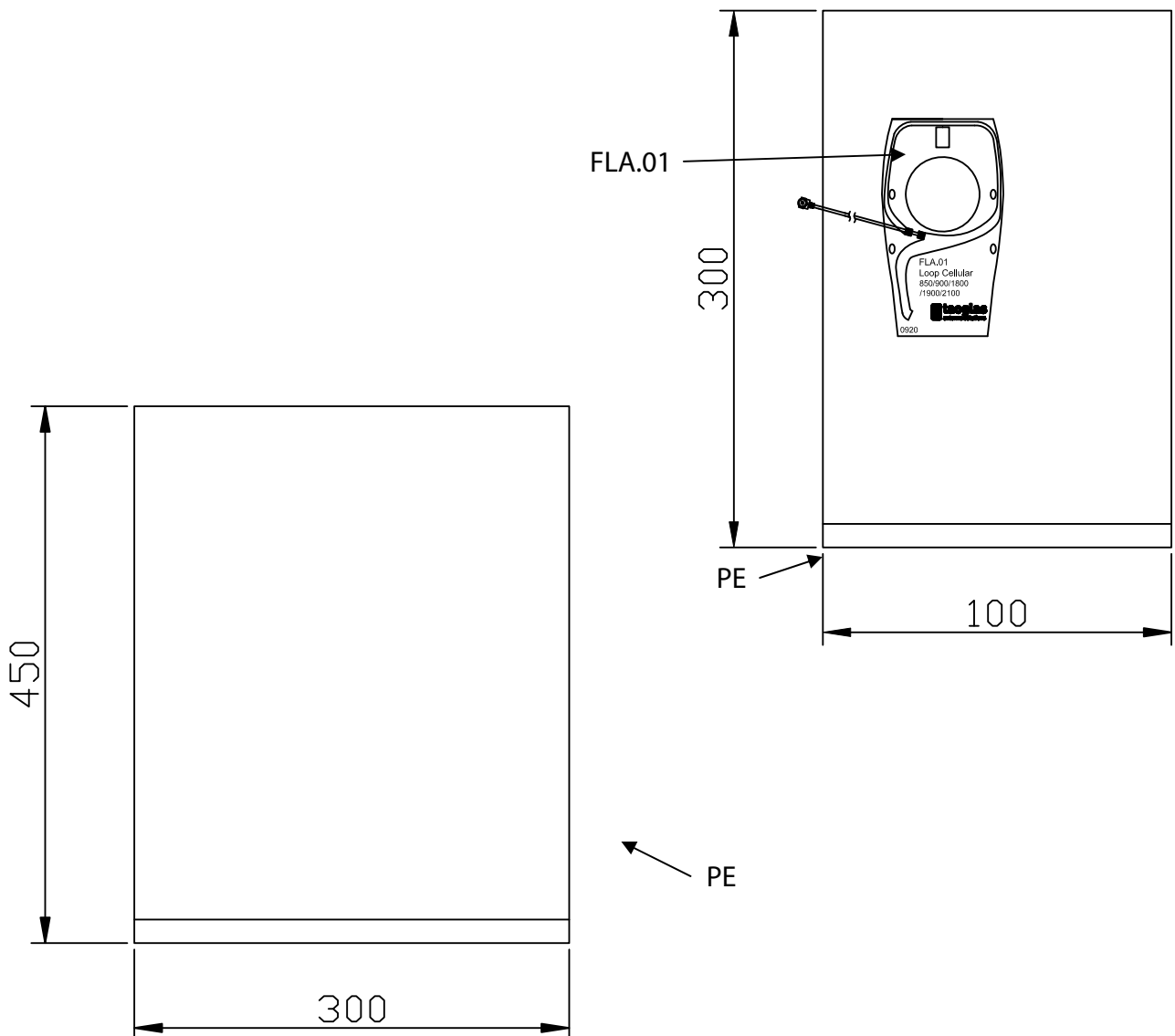
	Name	Material	Finish	QTY
1	FLA.01 PCB	FPCB 0.1t	White	1
2	1.13 Coaxial Cable	FEP	White	1
3	IPEX MHF1	Brass	Gold	1
4	Double-Sided Adhesive	3M 467	Brown Liner	1

6. Packaging

100pcs antenna per small PE bag

10 small PE bag per big PE bag

1000pcs antennas per big PE bag



Taoglas makes no warranties based on the accuracy or completeness of the contents of this document and reserves the right to make changes to specifications and

product descriptions at any time without notice. Taoglas reserves all rights to this document and the information contained herein.

Reproduction, use or disclosure to third parties without express permission is strictly prohibited.
Copyright © Taoglas Ltd.