

## 阅读申明

- 1.本站收集的数据手册和产品资料都来自互联网，版权归原作者所有。如读者和版权方有任何异议请及时告之，我们将妥善解决。
- 2.本站提供的中文数据手册是英文数据手册的中文翻译，其目的是协助用户阅读，该译文无法自动跟随原稿更新，同时也可能存在翻译上的不当。建议读者以英文原稿为参考以便获得更精准的信息。
- 3.本站提供的产品资料，来自厂商的技术支持或者使用者的心得体会等，其内容可能存在描述上的差异，建议读者做出适当判断。
- 4.如需与我们联系，请发邮件到marketing@iczoom.com，主题请标有“数据手册”字样。

## Read Statement

1. The datasheets and other product information on the site are all from network reference or other public materials, and the copyright belongs to the original author and original published source. If readers and copyright owners have any objections, please contact us and we will deal with it in a timely manner.
2. The Chinese datasheets provided on the website is a Chinese translation of the English datasheets. Its purpose is for reader's learning exchange only and do not involve commercial purposes. The translation cannot be automatically updated with the original manuscript, and there may also be improper translations. Readers are advised to use the English manuscript as a reference for more accurate information.
3. All product information provided on the website refer to solutions from manufacturers' technical support or users the contents may have differences in description, and readers are advised to take the original article as the standard.
4. If you have any questions, please contact us at marketing@iczoom.com and mark the subject with "Datasheets" .

# XBee® & XBee-PRO® ZB

ZigBee® Embedded RF Module Family for OEMs

Embedded RF modules provide low-cost, low-power wireless connectivity using the ZigBee PRO Feature Set.



## Overview

XBee and XBee-PRO ZB embedded RF modules provide cost-effective wireless connectivity to devices in ZigBee mesh networks. Utilizing the ZigBee PRO Feature Set, these modules are interoperable with other ZigBee devices, including devices from other vendors\*.

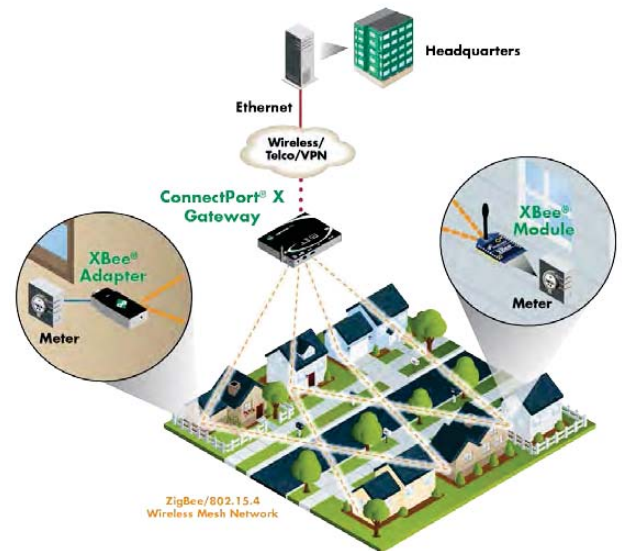
Products in the XBee family are easy to use. They require no configuration or additional development; users can have their network up and running in a matter of minutes.

Programmable versions of the XBee-PRO ZB module make customizing ZigBee applications easy. Programming directly on the module eliminates the need for a separate processor. Because the wireless software is isolated, applications can be developed with no risk to RF performance or security.

XBee modules are available in a variety of protocols and frequencies. The common hardware footprint shared by Digi's XBee modules means users can substitute one XBee for another with minimal development time and risk.

\*Interoperability requires the ZigBee Feature Set or ZigBee PRO Feature Set to be deployed on all devices. Contact Digi Support for details.

## Application Highlight



## Features/Benefits

- Interoperability with ZigBee compliant devices\*
- No configuration needed for out-of-the-box RF communications
- Common XBee footprint for a variety of RF modules
- ZigBee mesh networking protocol
  - Improved data traffic management
  - Remote firmware updates
  - Self-healing and discovery for network stability
- Programmable versions of the XBee-PRO ZB enable custom ZigBee application development
  - 8-bit Freescale™ S08 microprocessor brings intelligence to devices
  - CodeWarrior® development tools for easy customization

## Related Products



Gateways



Modules



Adapters



Development Kits



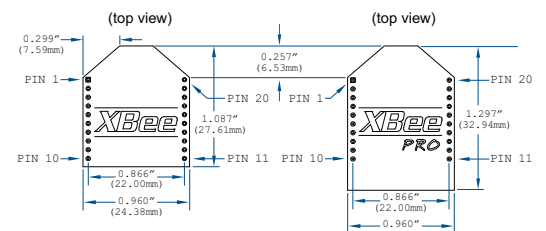
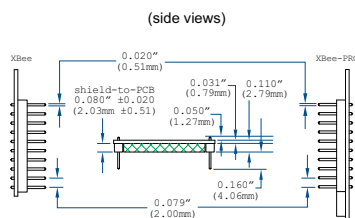
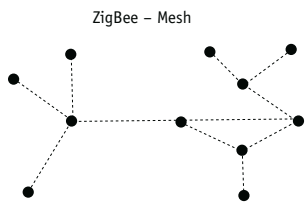
Network Extenders



Sensors



Platform	XBee® ZB	XBee-PRO® ZB	Programmable XBee-PRO® ZB
<b>Performance</b>			
RF Data Rate	250 Kbps		
Indoor/Urban Range	133 ft (40 m)	300 ft (90 m)	
Outdoor/RF Line-of-Sight Range	400 ft (120 m)	2 miles (3200 m) / Int'l 5000 ft (1500 m)	
Transmit Power	1.25 mW (+1 dBm) / 2 mW (+3 dBm) boost mode	63 mW (+18 dBm) / Int'l 10 mW (+10 dBm)	
Receiver Sensitivity (1% PER)	-96 dBm in boost mode	-102 dBm	
<b>Features</b>			
Adjustable Power	Yes		
I/O Interface	3.3V CMOS UART, ADC, DIO	3.3V CMOS UART, SPI, I2C, PWM, DIO, ADC	
Configuration Method	API or AT commands, local or over-the-air		
Frequency Band	2.4 GHz		
Interference Immunity	DSSS (Direct Sequence Spread Spectrum)		
Serial Data Rate	1200 bps - 1 Mbps		
ADC Inputs	(4) 10-bit ADC inputs		
Digital I/O	10		
Antenna Options	Chip, Wire Whip, U.FL, RPSMA	PCB Embedded Antenna, Wire Whip, U.FL, RPSMA	
Operating Temperature	-40° C to +85° C, 0-95% humidity non-condensing		
<b>Programmability</b>			
Memory	N/A	32 KB Flash / 2 KB RAM	
CPU/Clock Speed	N/A	HCS08 / Up to 50.33 MHz	
<b>Networking &amp; Security</b>			
Encryption	128-bit AES		
Reliable Packet Delivery	Retries/Acknowledgments		
IDs and Channels	PAN ID, 64-bit IEEE MAC, 16 channels	PAN ID, 64-bit IEEE MAC, 15 channels	
<b>Power Requirements</b>			
Supply Voltage	2.1 - 3.6VDC	2.7 - 3.6VDC	
Transmit Current	35 mA / 45 mA boost mode @ 3.3VDC	205 mA	220 mA
Receive Current	38 mA / 40 mA boost mode @ 3.3VDC	47 mA	62 mA
Power-Down Current	<1 uA @ 25° C	3.5 uA @ 25° C	4 uA @ 25° C
<b>Regulatory Approvals</b>			
FCC, IC (North America)	Yes		
ETSI (Europe)	Yes		
C-TICK (Australia)	Yes		
TELEC (Japan)	Yes	Yes (int'l unit only)	



You can purchase with confidence knowing that Digi is always available to serve you with expert technical support and our industry leading warranty. For detailed information visit [www.digi.com/support](http://www.digi.com/support)

91001471  
D4/511

Digi International  
Worldwide HQ  
877-912-3444  
952-912-3444  
[www.digi.com](http://www.digi.com)

Digi International  
France  
+33-1-55-61-98-98  
[www.digi.fr](http://www.digi.fr)

Digi International  
Japan  
+81-3-5428-0261  
[www.digi-intl.co.jp](http://www.digi-intl.co.jp)

Digi International  
Singapore  
+65-6213-5380

Digi International  
China  
+86-21-50492199  
[www.digi.com.cn](http://www.digi.com.cn)



[www.digi.com](http://www.digi.com)