

## 阅读申明

- 1.本站收集的数据手册和产品资料都来自互联网，版权归原作者所有。如读者和版权方有任何异议请及时告之，我们将妥善解决。
- 2.本站提供的中文数据手册是英文数据手册的中文翻译，其目的是协助用户阅读，该译文无法自动跟随原稿更新，同时也可能存在翻译上的不当。建议读者以英文原稿为参考以便获得更精准的信息。
- 3.本站提供的产品资料，来自厂商的技术支持或者使用者的心得体会等，其内容可能存在描述上的差异，建议读者做出适当判断。
- 4.如需与我们联系，请发邮件到marketing@iczoom.com，主题请标有“数据手册”字样。

## Read Statement

1. The datasheets and other product information on the site are all from network reference or other public materials, and the copyright belongs to the original author and original published source. If readers and copyright owners have any objections, please contact us and we will deal with it in a timely manner.
2. The Chinese datasheets provided on the website is a Chinese translation of the English datasheets. Its purpose is for reader's learning exchange only and do not involve commercial purposes. The translation cannot be automatically updated with the original manuscript, and there may also be improper translations. Readers are advised to use the English manuscript as a reference for more accurate information.
3. All product information provided on the website refer to solutions from manufacturers' technical support or users the contents may have differences in description, and readers are advised to take the original article as the standard.
4. If you have any questions, please contact us at marketing@iczoom.com and mark the subject with "Datasheets" .

## 12 mm Square GS Encoders

Malaysia


Type: **EVEG/EVEH/EVEK/EVEL**

### ■ Features

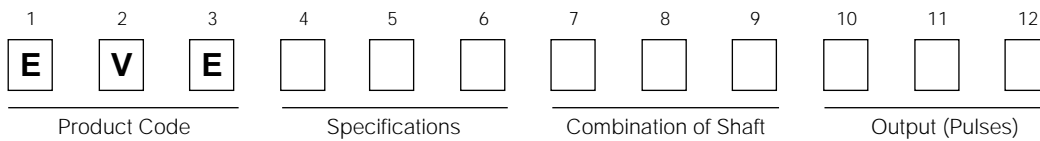
- Lineup of high rotation-torque-type (50 mN·m)
- A wide range of standard products

### ■ Recommended Applications

- Volume and tone control for audio/visual equipment
- Tuner for communication units
- Mode selection for measurement instruments



### ■ Explanation of Part Numbers



### ■ Product Chart

Torque type	Combination of Bushing	Thickness	Height					Detents (Resolution/Pulses)			
			15.0 mm	17.5 mm	20.0 mm	22.5 mm	25.0 mm	30.0 mm	12 points (12 pulses)	24 points (24 pulses)	Without detents (12 pulses, 24 pulses)
Heavy-rotation torque (10 mN·m to 50 mN·m)	Die-cast (7.0,12.0 mm)	5.5 mm					○	○			○
	Sleeve (7.0,12.0 mm)	5.5 mm					○	○			○
Standard type (3 mN·m to 20 mN·m)	Barling (5.0 mm)	5.0 mm		○	○	○	○		○	○	○
	Barling (1.6 mm)	5.0 mm	○						○	○	○
	Die-cast (7.0 mm)	5.5 mm			○	○	○		○	○	○
	Sleeve (7.0 mm)	5.5 mm			○	○	○		○	○	○

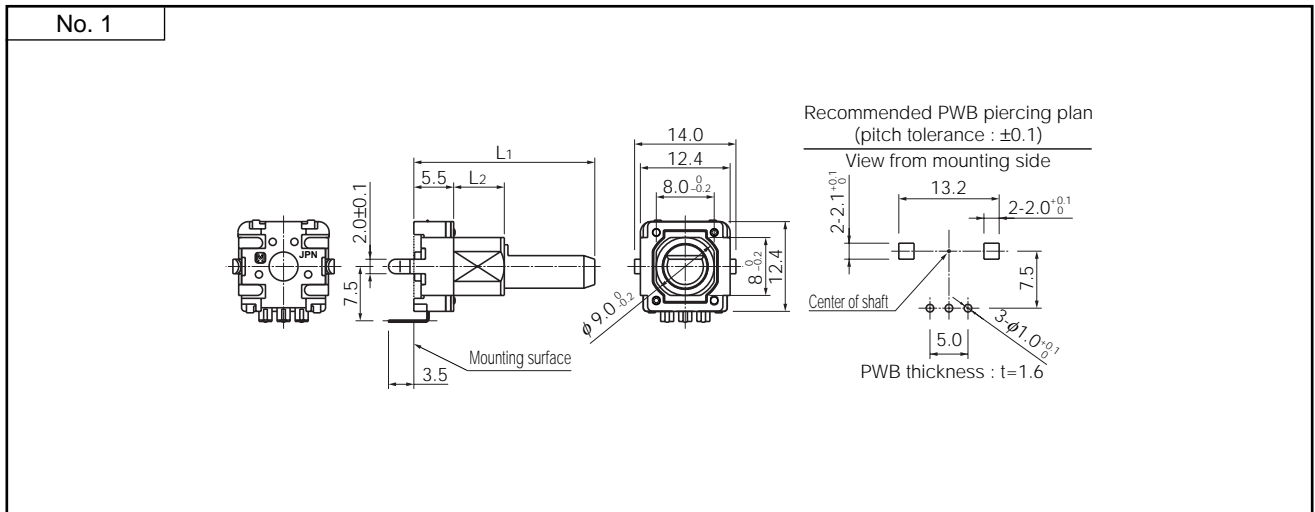
### ■ Specifications

Mechanical	Rotation Angle		360 ° (Endless)			
	Shaft Pull/Push Strength		80 N min.			
	Shaft Wobble		0.7xL/30 mm max.			
	Rotation Torque	Standard Type	3 mN·m to 20 mN·m			
		Heavy Rotation Torque	10 mN·m to 50 mN·m			
Detents		12 points, 20 points, 24 points, without detents (Heavy rotation-torque without detents)				
Electrical	Output Signals		Phase A and B			
	Resolution		12, 20, 24 pulses/360 °			
	Rating		1 mA 5 Vdc, 1 mA 10 Vdc			
	Contact Resistance		1 Ω max.			
	Chattering		2 ms max.			
	Insulation Resistance		10 MΩ min. (at 250 Vdc)			
	Dielectric Withstanding Voltage		50 Vac for 1 minute			
	Bouncing		5 ms max.			
Endurance	Operating Life	Standard Type	30000 cycles min.			
		Heavy Rotation Torque	15000 cycles min.			
	Operating Temperature		-10 °C to +60 °C			
	Storage Temperature		-40 °C to +85 °C			
Minimum Quantity/Packing Unit			L≤25.0 mm	100 pcs. Polyethylene Bag(Bulk)	L>26.0 mm	200 pcs. Polyethylene Bag(Bulk)
Quantity/Carton			L≤25.0 mm	1000 pcs.	L>26.0 mm	2000 pcs.

Design and specifications are each subject to change without notice. Ask factory for the current technical specifications before purchase and/or use. Should a safety concern arise regarding this product, please be sure to contact us immediately.

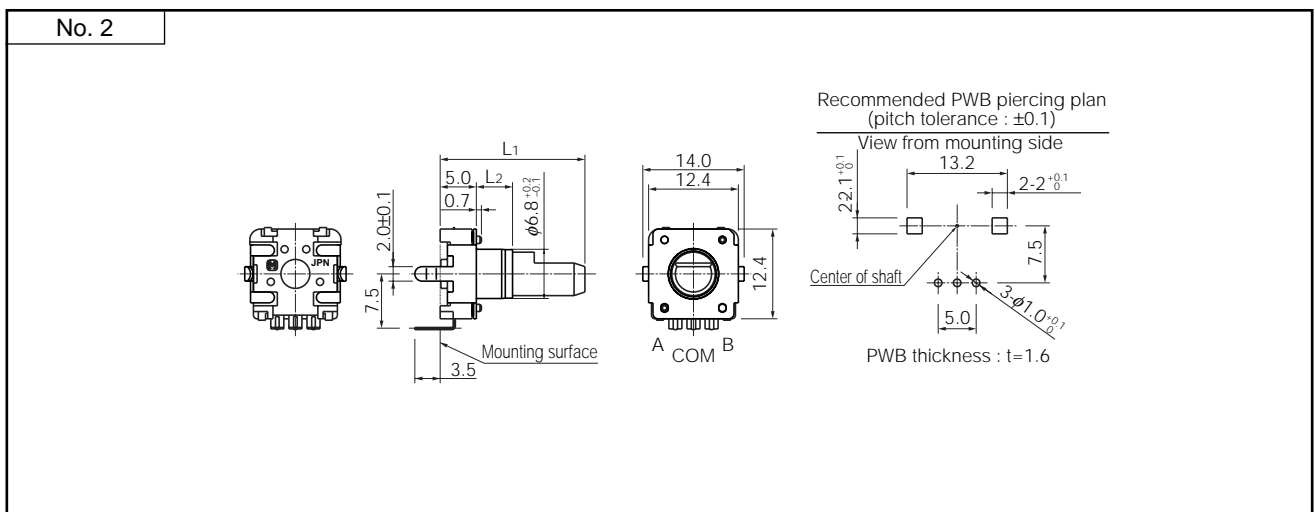
■ Dimensions in mm (not to scale)

- High rotation-torque / Bushing Type with Sleeve ..... Without detents : EVEKE2



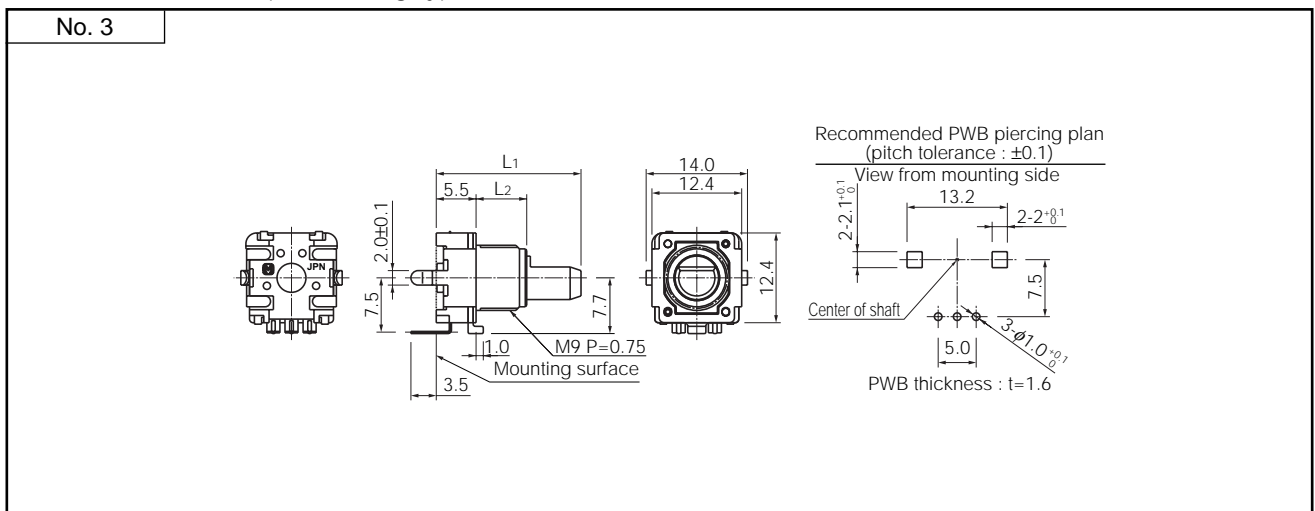
- Standard rotation-torque / Bushing Type with Barling ..... Without detents : EVEGA2

With detents : EVEGA1



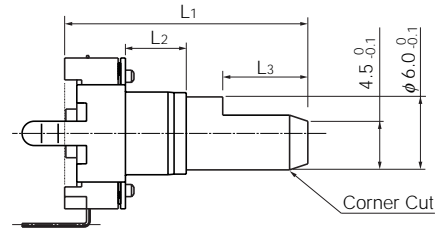
- Standard rotation-torque / Bushing Type with Die-cast ..... Without detents : EVEGC2

With detents : EVEGC1



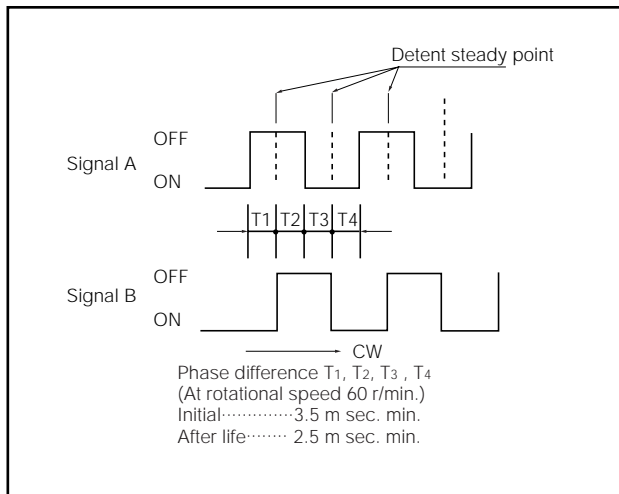
## ■ Shaft Trims and Dimensions in mm

Bushing Type	Dimensions			
	L <sub>1</sub>	L <sub>2</sub>	L <sub>3</sub>	Corner Cut
Barling	15.0 mm	1.6 mm	7.0 mm	1.5 mm
	17.5 mm	5.0 mm	5.0 mm	1.5 mm
	20.0 mm	5.0 mm	7.0 mm	1.5 mm
	22.5 mm	5.0 mm	7.0 mm	1.5 mm
	25.0 mm	5.0 mm	12.0 mm	1.5 mm
Sleeve	20.0 mm	7.0 mm	7.0 mm	1.5 mm
	22.5 mm	7.0 mm	7.0 mm	1.5 mm
	25.0 mm	7.0 mm	12.0 mm	1.5 mm
	*30.0 mm	7.0 mm	*12.0 mm	*1.5 mm
Die-cast	20.0 mm	7.0 mm	7.0 mm	1.5 mm
	22.5 mm	7.0 mm	7.0 mm	1.5 mm
	25.0 mm	7.0 mm	12.0 mm	1.5 mm
	*30.0 mm	12.0 mm	*12.0 mm	*1.5 mm



\*High-rotation torque

## ■ Phase Difference



## ■ Test Circuit Diagram

