


阅读申明

- 1.本站收集的数据手册和产品资料都来自互联网，版权归原作者所有。如读者和版权方有任何异议请及时告之，我们将妥善解决。
- 2.本站提供的中文数据手册是英文数据手册的中文翻译，其目的是协助用户阅读，该译文无法自动跟随原稿更新，同时也可能存在翻译上的不当。建议读者以英文原稿为参考以便获得更精准的信息。
- 3.本站提供的产品资料，来自厂商的技术支持或者使用者的心得体会等，其内容可能存在描述上的差异，建议读者做出适当判断。
- 4.如需与我们联系，请发邮件到marketing@iczoom.com，主题请标有“数据手册”字样。

Read Statement

1. The datasheets and other product information on the site are all from network reference or other public materials, and the copyright belongs to the original author and original published source. If readers and copyright owners have any objections, please contact us and we will deal with it in a timely manner.
2. The Chinese datasheets provided on the website is a Chinese translation of the English datasheets. Its purpose is for reader's learning exchange only and do not involve commercial purposes. The translation cannot be automatically updated with the original manuscript, and there may also be improper translations. Readers are advised to use the English manuscript as a reference for more accurate information.
3. All product information provided on the website refer to solutions from manufacturers' technical support or users the contents may have differences in description, and readers are advised to take the original article as the standard.
4. If you have any questions, please contact us at marketing@iczoom.com and mark the subject with "Datasheets" .



Features

- Miniature package for design flexibility
- Long operating life
- Conductive plastic element
- Bushing or PC board mount
- Quadrature output
- RoHS compliant versions available*



Model 3315 is currently available, but not recommended for new designs. See [Product Obsolescence Memo](#) for details. Models [PEC09](#), [PEC11L](#), [PEC11](#) and [PEC12](#) are preferred.

3315 - 9 mm Square Sealed Incremental Encoder

Electrical Characteristics

Output.....	2-bit quadrature code, Channel A leads Channel B electrically turning clockwise (CW)
Closed Circuit Resistance.....	5 ohms maximum
Contact Rating.....	TTL compatible loads
Insulation Resistance (500 VDC).....	1,000 megohms minimum
Dielectric Withstanding Voltage	
Sea Level.....	900 VAC minimum
Electrical Travel.....	Continuous
Contact Bounce.....	5 milliseconds maximum
RPM (Operating).....	120 maximum

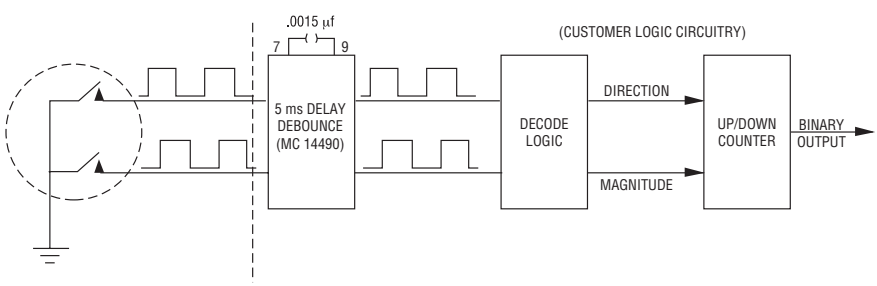
Environmental Characteristics

Operating Temperature Range.....	-40 °C to +125 °C (-40 °F to +257 °F)
Storage Temperature Range.....	-55 °C to +125 °C (-67 °F to +257 °F)
Humidity.....	MIL-STD-202, Method 103B, Condition B
Vibration.....	30 G
Contact Bounce.....	5.0 millisecond maximum
Shock.....	100 G
Contact Bounce.....	5.0 millisecond maximum
Rotational Life.....	100,000 cycles @ 6 PPR 25,000 cycles @ 16 PPR
IP Rating.....	IP 67

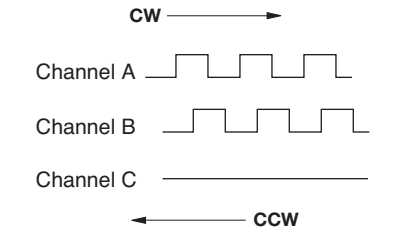
Mechanical Characteristics

Mechanical Angle.....	360 ° Continuous
Running Torque.....	3.53 N-cm (5 oz.-in.) maximum
Mounting Torque	
Plastic Bushing.....	45.19 N-cm (4.0 lb.-in.) maximum
Metal Bushing.....	79 N-cm (7.0 lb.-in.) maximum
Weight.....	4.5 gm (0.15 oz.)
Terminals.....	Solderable pins
Soldering Condition	
Manual Soldering.....	96.5Sn/3.0Ag/0.5Cu solid wire or no-clean rosin cored wire; 370 °C (700 °F) max. for 3 seconds
Wave Soldering.....	96.5Sn/3.0Ag/0.5Cu solder with no-clean flux; 260 °C (500 °F) max. for 5 seconds
Wash Processes.....	For recommended wash processes, please refer to http://www.bourns.com/pdfs/sldclen.pdf
Marking.....	Manufacturer's trademark, part number, and date code
Hardware.....	One lockwasher and one mounting nut are shipped with each encoder, except where noted in the part number.

Suggested Incremental Control Diagram



Quadrature Output Table



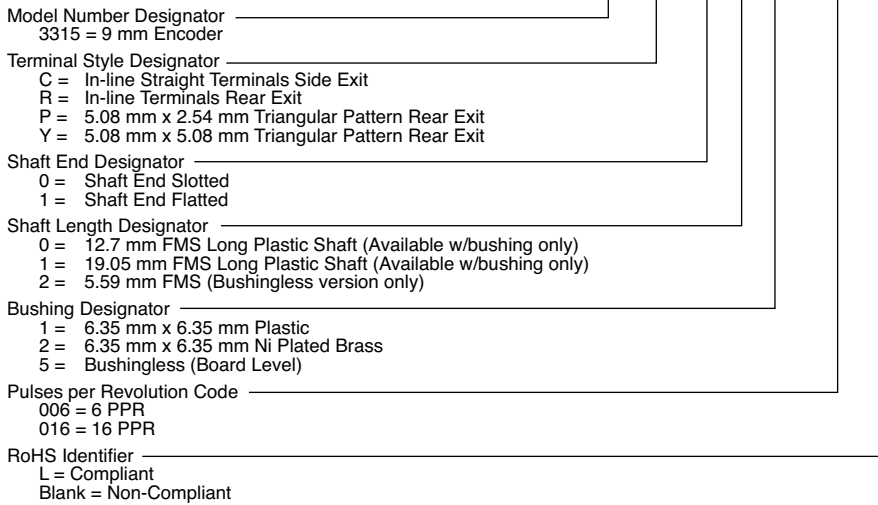
*RoHS Directive 2002/95/EC Jan. 27, 2003 including annex and RoHS Recast 2011/65/EU June 8, 2011. Specifications are subject to change without notice. Customers should verify actual device performance in their specific applications.

3315 - 9 mm Square Sealed Incremental Encoder

BOURNS®

How to Order

3315 Y - 0 0 1 - 006 L

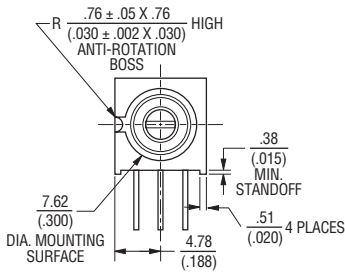
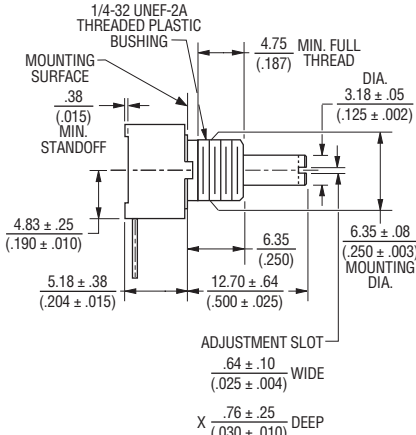
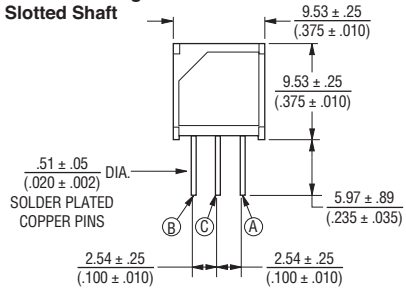


3315 - 9 mm Square Sealed Incremental Encoder

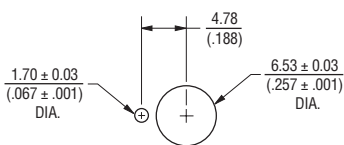
BOURNS®

Product Dimensions

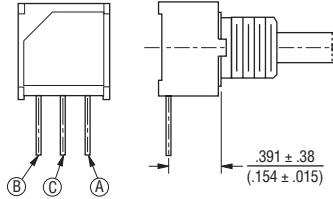
COMMON DIMENSIONS 3315-001 Plastic Bushing Slotted Shaft



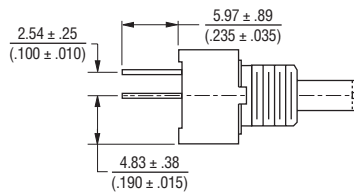
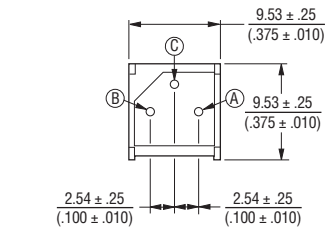
MOUNTING HOLE PATTERN



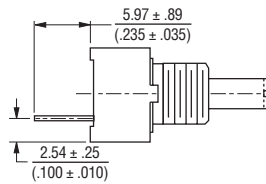
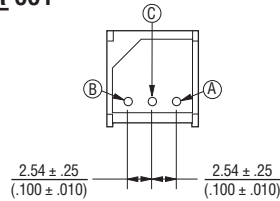
3315C-001



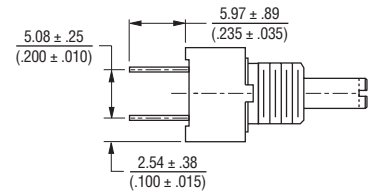
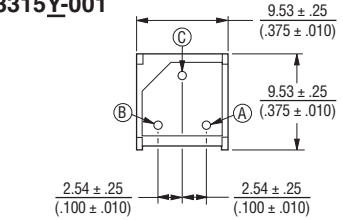
3315P-001



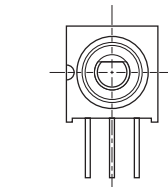
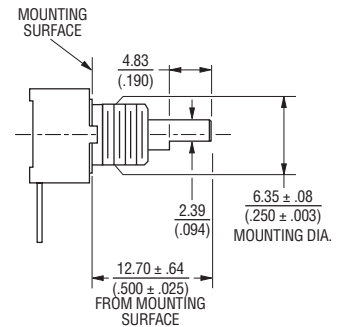
3315R-001



3315Y-001



COMMON DIMENSIONS 3315C-101 Plastic Flatted Shaft



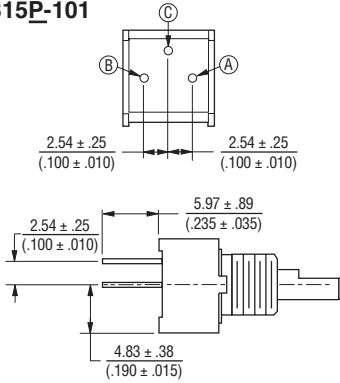
DIMENSIONS: $\frac{\text{MM}}{\text{(INCHES)}}$

3315 - 9 mm Square Sealed Incremental Encoder

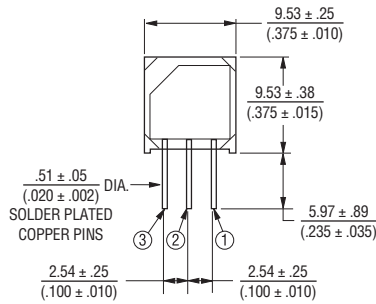
BOURNS®

Product Dimensions

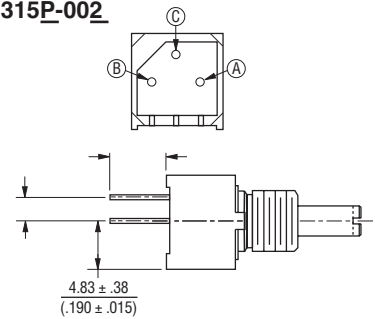
3315P-101



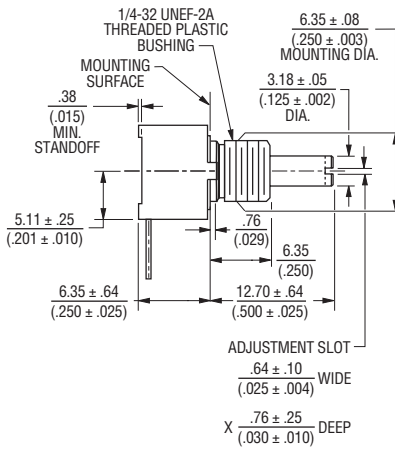
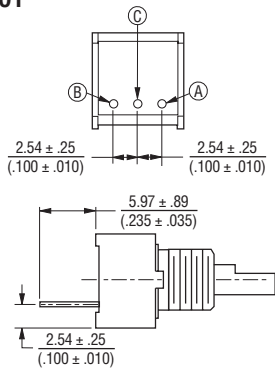
COMMON DIMENSIONS 3315-002 Metal Bushing



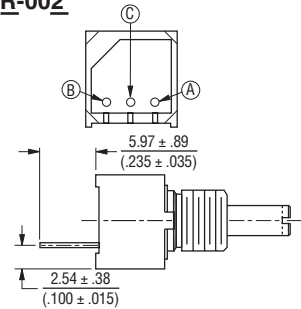
3315P-002



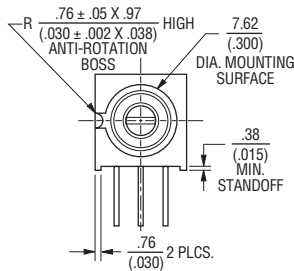
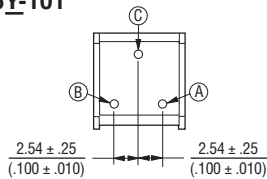
3315R-101



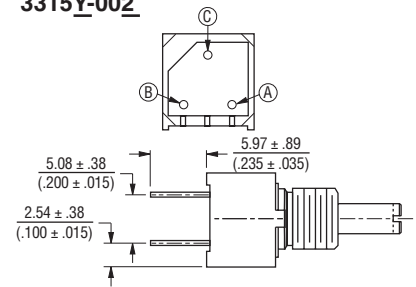
3315R-002



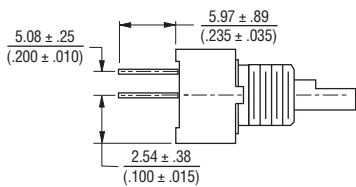
3315Y-101



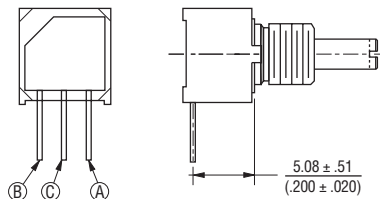
3315Y-002



DIMENSIONS: $\frac{\text{MM}}{\text{INCHES}}$



3315C-002

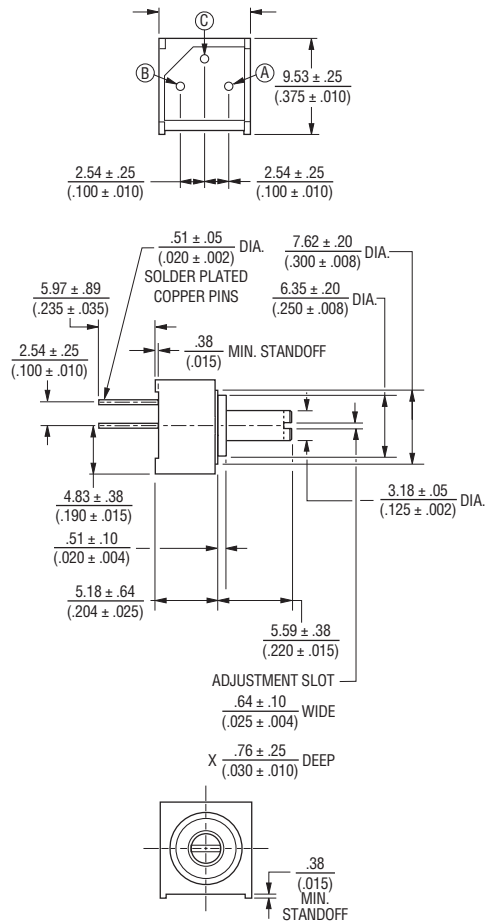


3315 - 9 mm Square Sealed Incremental Encoder

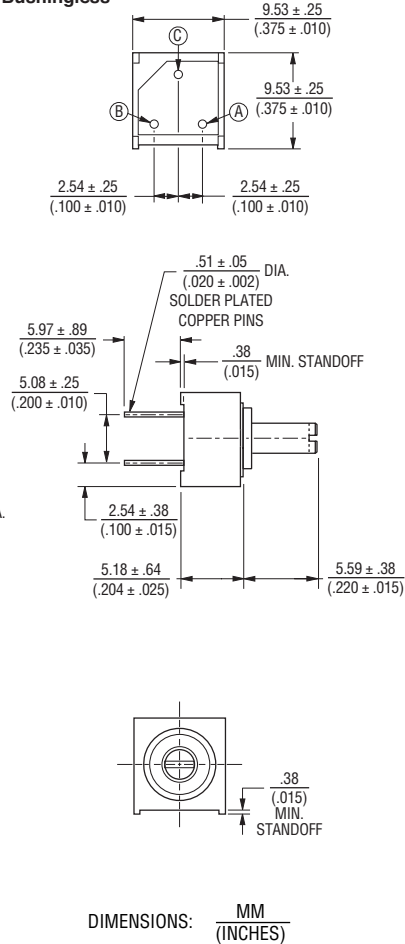
BOURNS®

Product Dimensions

3315P-025
Bushingsless



3315Y-025
Bushingsless



REV. 11/11

Specifications are subject to change without notice.
Customers should verify actual device performance in their specific applications.