

## 阅读申明


- 1.本站收集的数据手册和产品资料都来自互联网，版权归原作者所有。如读者和版权方有任何异议请及时告之，我们将妥善解决。
- 2.本站提供的中文数据手册是英文数据手册的中文翻译，其目的是协助用户阅读，该译文无法自动跟随原稿更新，同时也可能存在翻译上的不当。建议读者以英文原稿为参考以便获得更精准的信息。
- 3.本站提供的产品资料，来自厂商的技术支持或者使用者的心得体会等，其内容可能存在描述上的差异，建议读者做出适当判断。
- 4.如需与我们联系，请发邮件到marketing@iczoom.com，主题请标有“数据手册”字样。

## Read Statement

1. The datasheets and other product information on the site are all from network reference or other public materials, and the copyright belongs to the original author and original published source. If readers and copyright owners have any objections, please contact us and we will deal with it in a timely manner.
2. The Chinese datasheets provided on the website is a Chinese translation of the English datasheets. Its purpose is for reader's learning exchange only and do not involve commercial purposes. The translation cannot be automatically updated with the original manuscript, and there may also be improper translations. Readers are advised to use the English manuscript as a reference for more accurate information.
3. All product information provided on the website refer to solutions from manufacturers' technical support or users the contents may have differences in description, and readers are advised to take the original article as the standard.
4. If you have any questions, please contact us at marketing@iczoom.com and mark the subject with "Datasheets" .

File E61760(N)

## 59085 Vane Sensor Features and Benefits



### Features

- Sensor and magnet contained in single housing
- Sensor operates when ferrous vane passes through slot
- Normally open, normally closed or change over options
- Flying leads

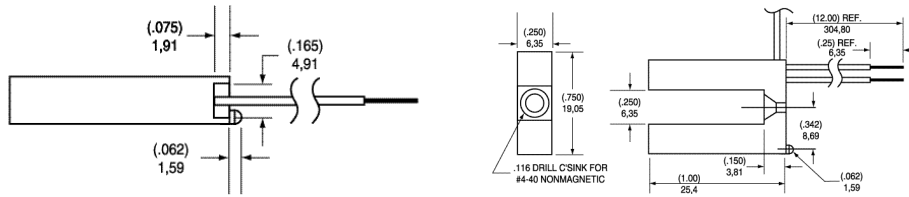
### Benefits

- Quick and reliable single screw mounting with location feature
- No standby power requirement
- Hermetically sealed, magnetically operated contacts continue to operate long after optical and other technologies fail due to contamination

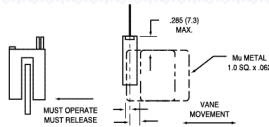
### Applications

- Position and limit sensing
- Security system switch
- Linear actuators
- Industrial process control
- Shaft rotation sensing

## DIMENSIONS



## Recommended Activating Positions:



Sensors		Actuator	Sensor		
Must Actuate	Must Release				
.100 (2,54)	.250 (6,35)	Note 1	59085-040	59085-030	59085-010

Electrical Specifications and Operating Characteristics			Form B SPST-NC Standard	Form C SPDT-CO Standard	Form A SPST-NO Standard
Contact Rating		Watt - max.	10	5	5
Voltage	Switching	Vdc - max.	200	175	175
	Breakdown	Vdc - min.	250	200	200
Current	Switching	A - max.	0.5	0.25	0.25
	Carry	A - max.	1.2	1.5	1.5
Resistance	Contact, Initial	- max.	0.2	0.2	0.2
	Insulation	- min.	10 <sup>9</sup>	10 <sup>9</sup>	10 <sup>9</sup>
Capacitance	Contact	p F - typ.	0.3	0.3	0.3
Temperature	Operating	°C	-40 to + 105	-40 to + 105	-40 to + 105
	Storage	°C	-65 to + 105	-65 to + 105	-65 to + 105
Time	Operate	ms - typ.	1.0	1.0	1.0
	Release	ms - typ.	1.0	1.0	1.0
Shock	11ms 1/2 sine	G - max.	100	50	50
Vibration	50-2000 Hz	G - max.	30	330	30

- Notes:
1. **59085** contains both sensor and magnet. Activation is obtained by inserting an annealed ferrous vane between them. Operate and release positions depend on size and thickness of the vane.
  2. Flying Leads are 24 AWG 7/32 PVC, 105 deg. C., UL 1569. Leads are stripped .250 (6,35), untinned.
  3. Underwriters Laboratories recognition. For details on electrical specifications, contact BREED Electronics

INFORMATION PROVIDED ON THIS DATA SHEET IS PROVIDED FOR INFORMATION PURPOSES ONLY AND SHOULD NOT BE RELIED UPON AS BEING ACCURATE FOR ANY PARTICULAR PURPOSE. Product performance may be affected by the application to which the product is put. Upon request, HAMLIN will assist purchasers by providing information specific to any particular application. HAMLIN disclaims any and all liability whatsoever for any purchaser's reliance upon the information contained on this data sheet without further consultation with authorized representatives of HAMLIN.

**Breed Electronics USA** Tel: 001 920 648 3000 • Fax: 001 920 648 3001 • Email: sales@hamlin.com  
**Breed Electronics UK** Tel: +44 (0)1379 649700 • Fax: +44 (0)1379 649702 • Email: uksales@breedtech.com  
**Breed Electronics Germany** Tel: +49 (0) 6181 953660 • Fax: +49 (0) 6181 953666 • Email: hamlin-electronics.de@breedtech.com  
**Breed Electronics France** Tel: +33 1 46 87 02 02 • Fax: +33 1 46 86 67 86 • Email: hamectrol@hamectrol.fr