

阅读申明

- 1.本站收集的数据手册和产品资料都来自互联网，版权归原作者所有。如读者和版权方有任何异议请及时告之，我们将妥善解决。
- 2.本站提供的中文数据手册是英文数据手册的中文翻译，其目的是协助用户阅读，该译文无法自动跟随原稿更新，同时也可能存在翻译上的不当。建议读者以英文原稿为参考以便获得更精准的信息。
- 3.本站提供的产品资料，来自厂商的技术支持或者使用者的心得体会等，其内容可能存在描述上的差异，建议读者做出适当判断。
- 4.如需与我们联系，请发邮件到marketing@iczoom.com，主题请标有“数据手册”字样。

Read Statement

1. The datasheets and other product information on the site are all from network reference or other public materials, and the copyright belongs to the original author and original published source. If readers and copyright owners have any objections, please contact us and we will deal with it in a timely manner.
2. The Chinese datasheets provided on the website is a Chinese translation of the English datasheets. Its purpose is for reader's learning exchange only and do not involve commercial purposes. The translation cannot be automatically updated with the original manuscript, and there may also be improper translations. Readers are advised to use the English manuscript as a reference for more accurate information.
3. All product information provided on the website refer to solutions from manufacturers' technical support or users the contents may have differences in description, and readers are advised to take the original article as the standard.
4. If you have any questions, please contact us at marketing@iczoom.com and mark the subject with "Datasheets" .

DN8897/SE/TE/S

Hall IC (Operating Temperature Range
 $T_{opr} = -40$ to $+100^{\circ}\text{C}$,
 Operating in Alternative Magnetic Field)

Overview

The DN8897/SE/TE/S is a combination of a Hall element, amplifier, Schmitt circuit, and stabilized power supply/temperature compensator integrated on an identical chip by using the IC technology. It amplifies Hall element output at the amplifier, converts into a digital signal through the Schmitt circuit, and drives the TTL or MOS IC directly.

Features

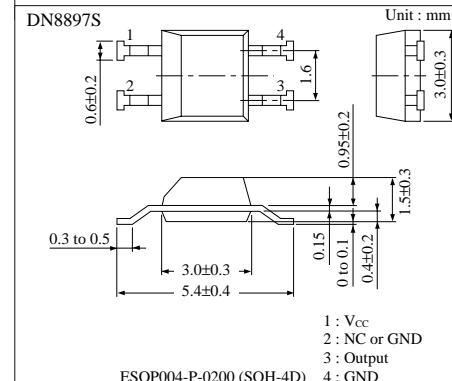
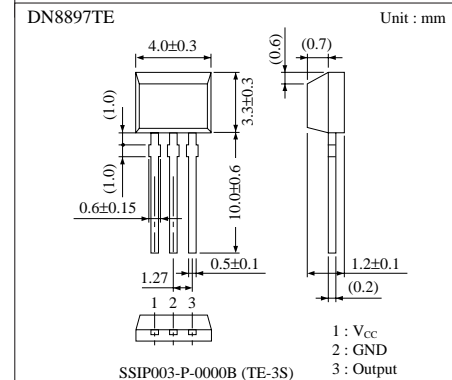
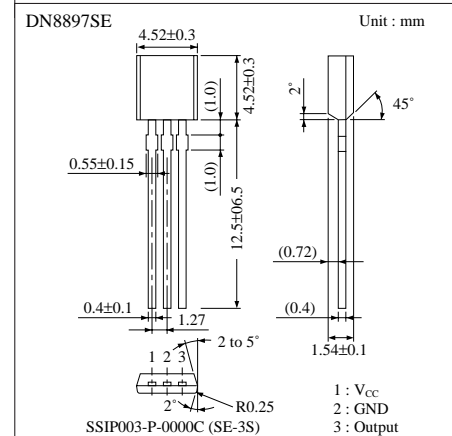
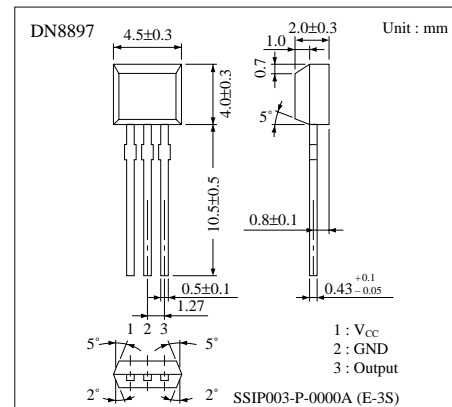
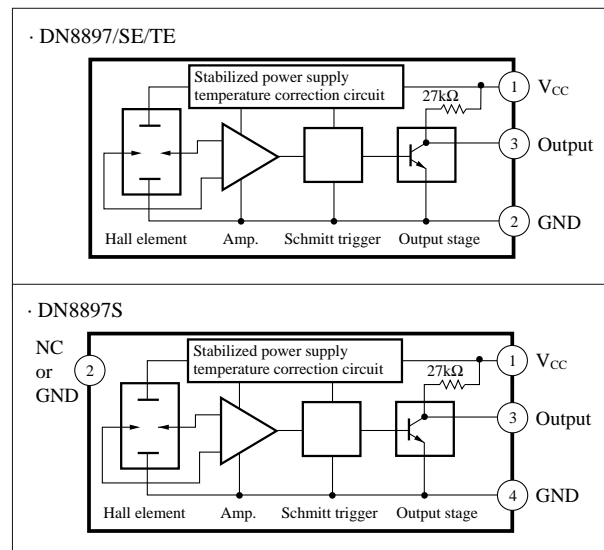
- High sensitivity and low drift
- Stable temperature characteristics due to the additional temperature compensator
- Wide operating supply voltage range ($V_{CC} = 4.5$ to 16V)
- Operatig in alternative magnetic field
- TTL and MOS ICs directly drivable by output
- Provided with the output pull-up resistors (typ $27\text{k}\Omega$)
- "0" gauss point in the zero cross type hysteresis width

Applications

- Speed sensors
- Position sensors
- Rotation sensors
- Keyboard switches
- Microswitches

Note) This IC is not suitable for car electrical equipment.

Block Diagram



■ Absolute Maximum Ratings (Ta=25°C)

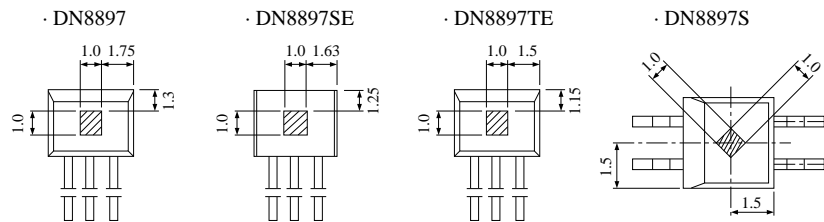
Parameter	Symbol	Rating	Unit
Supply voltage	V _{CC}	18	V
Supply current	I _{CC}	8	mA
Circuit current	I _O	20	mA
Power dissipation	P _D	150	mW
Operating ambient temperature	T _{opr}	-40 to +100	°C
Storage temperature	T _{stg}	-55 to +125	°C

■ Electrical Characteristics (Ta=25°C)

Parameter	Symbol	Condition	min	typ	max	Unit
Operating flux density	B ₁ (L→H)	V _{CC} =12V	-12	-6	-0.1	mT
	B ₂ (H→L)	V _{CC} =12V	0.1	6	12	mT
Hysteresis width	BW	V _{CC} =12V	7	10	—	mT
Output voltage	V _{OL}	V _{CC} =4.5 to 16V, I _O =12mA, B=12mT	—	—	0.4	V
	V _{OH}	V _{CC} =16V, I _O =-30μA, B=-12mT	14.7	—	—	V
		V _{CC} =4.5V, I _O =-30μA, B=-12mT	2.9	—	—	V
Output short-circuit current	-I _{OS}	V _{CC} =16V, V _O =0V, B=-12mT	0.4	—	0.9	mA
Supply current	I _{CC}	V _{CC} =16V	1	—	6	mA
		V _{CC} =4.5V	1	—	5.5	mA

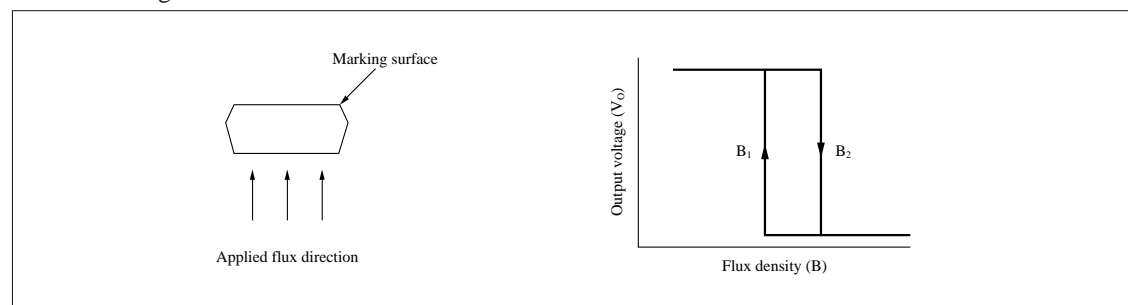
■ Hall Element Position

Unit : mm
The center of the Hall element is in the hatched area in the right figure.



Distance from package surface to sensor (mm)	DN8897	DN8897SE	DN8897TE	DN8897S
		0.7	0.42	0.4

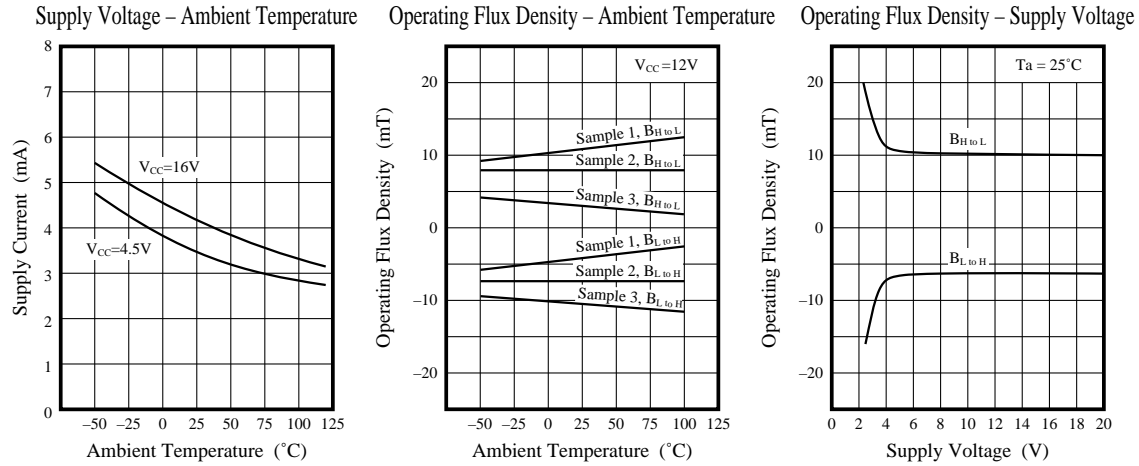
■ Flux-Voltage Conversion Characteristics



■ Precaution on Use

1. Change of the operation magnetic flux density dose not depend on the supply voltage, because the stabilization power supply is built-in. (only for the range ; $V_{CC} = 4.5$ to $16V$)
2. Change from "H" to "L" level increases the supply current by approx. 1mA.

■ Characteristics Curve



Output Low Level Voltage – Ambient Temperature

