

阅读申明

- 1.本站收集的数据手册和产品资料都来自互联网，版权归原作者所有。如读者和版权方有任何异议请及时告之，我们将妥善解决。
- 2.本站提供的中文数据手册是英文数据手册的中文翻译，其目的是协助用户阅读，该译文无法自动跟随原稿更新，同时也可能存在翻译上的不当。建议读者以英文原稿为参考以便获得更精准的信息。
- 3.本站提供的产品资料，来自厂商的技术支持或者使用者的心得体会等，其内容可能存在描述上的差异，建议读者做出适当判断。
- 4.如需与我们联系，请发邮件到marketing@iczoom.com，主题请标有“数据手册”字样。

Read Statement

1. The datasheets and other product information on the site are all from network reference or other public materials, and the copyright belongs to the original author and original published source. If readers and copyright owners have any objections, please contact us and we will deal with it in a timely manner.
2. The Chinese datasheets provided on the website is a Chinese translation of the English datasheets. Its purpose is for reader's learning exchange only and do not involve commercial purposes. The translation cannot be automatically updated with the original manuscript, and there may also be improper translations. Readers are advised to use the English manuscript as a reference for more accurate information.
3. All product information provided on the website refer to solutions from manufacturers' technical support or users the contents may have differences in description, and readers are advised to take the original article as the standard.
4. If you have any questions, please contact us at marketing@iczoom.com and mark the subject with "Datasheets" .



[Home](#) / [Products](#) / [Part Numbers](#) / A1201, A1202, A1203, A1204

A1201, A1202, A1203, A1204 Next-Generation Continuous-Time Bipolar Switch Family

Replacement Device Characteristics Table

Device		A120x Characteristics					
		BOP		BRP		Hys	
Legacy	Replacement	Min	Max	Min	Max	Min	Max
A1201	A1205	-40	50	-50	40	5	55
A1204	A1203	-	95	-95	-	30	-
UGx3133	A1202	-	75	-75	-	30	-
UGx3132	A1203	-	95	-95	-	30	-
A3134	A1205	-40	50	-50	40	5	55

Features and Benefits

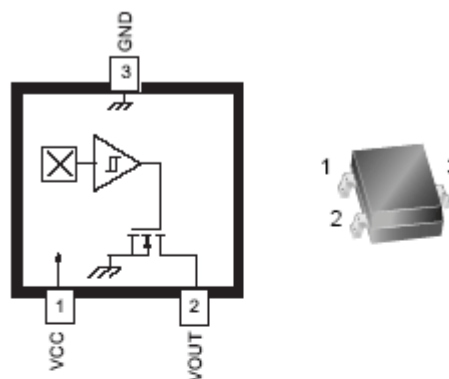
- Continuous-time operation
 - Fast power-on time
 - Low noise
- Stable operation over full operating temperature range
- Reverse battery protection
- Solid-state reliability
- Factory-programmed at end-of-line for optimum performance
- Robust EMC performance
- High ESD rating
- Regulator stability without a bypass capacitor



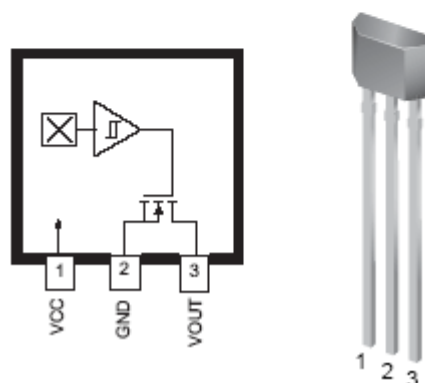
Description

The Allegro A1201, A1202, A1203 and A1204 Hall-effect bipolar switches are next-generation replacements and extension of the popular Allegro A3134, A3133, and A3132 bipolar switch product line. The A1201 offers a 10 G improvement in operate point, and the A1204 supports a more extensive range of switchpoints. Overall, the A120x family, produced with BiCMOS technology, consists of

Package LH, 3-pin Surface Mount



Package UA, 3-pin SIP

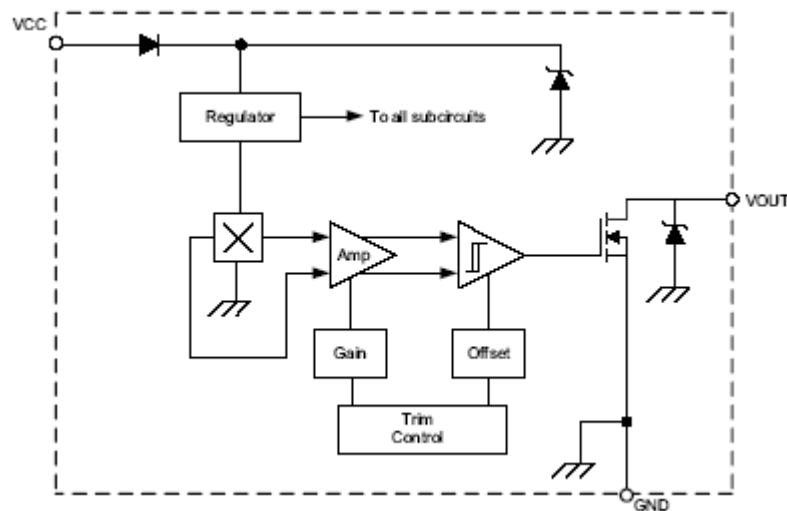


continuous-time devices that feature fast power-on time and low-noise operation. Device programming is performed after packaging, to ensure increased switchpoint accuracy by eliminating offsets that can be induced by package stress. Unique Hall element geometries and low-offset amplifiers help to minimize noise and to reduce the residual offset voltage normally caused by device overmolding, temperature excursions, and thermal stress.

The A120x Hall-effect bipolar switches include the following on a single silicon chip: voltage regulator, Hall-voltage generator, small-signal amplifier, Schmitt trigger, and NMOS output transistor. The integrated voltage regulator permits operation from 3.8 to 24 V. The extensive on-board protection circuitry makes possible a ± 30 V absolute maximum voltage rating for superior protection in automotive and motor commutation applications, without adding external components. All devices in the family are identical, except for magnetic switchpoints.

The small geometries of the BiCMOS process allow these devices to be provided in ultrasmall packages. The package styles available provide magnetically optimized solutions for most applications. Package LH is a SOT23W, a miniature low-profile surface-mount package, while package UA is a three-lead ultramini SIP for through-hole mounting. Each package is lead (Pb) free, with 100% matte tin plated leadframes.

Functional Block Diagram



Complete Part Numbers

Part Number	Package Type	RoHS Compliant	Part Composition/ RoHS Data	Temperature	Comments	Samples	Distributor
A1201ELHLT-T	3-lead SOT	Yes	view data	-40 °C to 85 °C	<i>last-time buy</i>	samples not available	Check S
A1201EUA-T	3-pin SIP	Yes	view data	-40 °C to 85 °C	<i>last-time buy</i>	samples not available	Check S
A1201LLHLT-T	3-lead SOT	Yes	view data	-40 °C to 150 °C	<i>last-time buy</i>	samples not available	Check S
A1201LUA-T	3-pin SIP	Yes	view data	-40 °C to 150 °C	<i>last-time buy</i>	samples not available	Check S
A1202ELHLT-T	3-lead SOT	Yes	view data	-40 °C to 85 °C	<i>not for new design</i>	samples not available	Check S
A1202EUA-T	3-pin SIP	Yes	view data	-40 °C to 85 °C	<i>not for new design</i>	samples not available	Check S
A1202LLHLT-T	3-lead SOT	Yes	view data	-40 °C to 150 °C		Request Sample	Check S
A1202LUA-T	3-pin SIP	Yes	view data	-40 °C to 150 °C		Request Sample	Check S

A1203ELHLT-T	3-lead SOT	Yes	view data	-40 °C to 85 °C	Request Sample	Check S
A1203EUA-T	3-pin SIP	Yes	view data	-40 °C to 85 °C	Request Sample	Check S
A1203LLHLT-T	3-lead SOT	Yes	view data	-40 °C to 150 °C	Request Sample	Check S
A1203LUA-T	3-pin SIP	Yes	view data	-40 °C to 150 °C	Request Sample	Check S

Allegro's products are not to be used in life support devices or systems, if a failure of an Allegro product can reasonably be expected to cause the failure of that life support device or system, or to affect the safety or effectiveness of that device or system.

Copyright © 2008 Allegro MicroSystems, Inc. • 115 Northeast Cutoff, Worcester, MA 01606 USA •
Phone: 1.508.853.5000 • Fax: 1.508.853.7895