

阅读申明

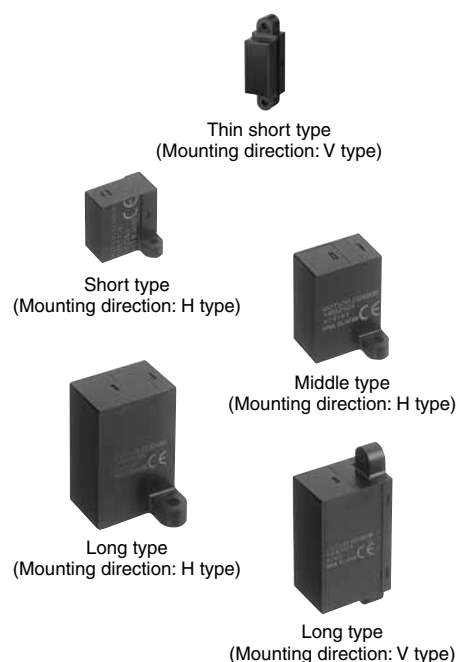
- 1.本站收集的数据手册和产品资料都来自互联网，版权归原作者所有。如读者和版权方有任何异议请及时告之，我们将妥善解决。
- 2.本站提供的中文数据手册是英文数据手册的中文翻译，其目的是协助用户阅读，该译文无法自动跟随原稿更新，同时也可能存在翻译上的不当。建议读者以英文原稿为参考以便获得更精准的信息。
- 3.本站提供的产品资料，来自厂商的技术支持或者使用者的心得体会等，其内容可能存在描述上的差异，建议读者做出适当判断。
- 4.如需与我们联系，请发邮件到marketing@iczoom.com，主题请标有“数据手册”字样。

Read Statement

1. The datasheets and other product information on the site are all from network reference or other public materials, and the copyright belongs to the original author and original published source. If readers and copyright owners have any objections, please contact us and we will deal with it in a timely manner.
2. The Chinese datasheets provided on the website is a Chinese translation of the English datasheets. Its purpose is for reader's learning exchange only and do not involve commercial purposes. The translation cannot be automatically updated with the original manuscript, and there may also be improper translations. Readers are advised to use the English manuscript as a reference for more accurate information.
3. All product information provided on the website refer to solutions from manufacturers' technical support or users the contents may have differences in description, and readers are advised to take the original article as the standard.
4. If you have any questions, please contact us at marketing@iczoom.com and mark the subject with "Datasheets".

Active infrared (area reflective) human detection sensor

MA MOTION SENSOR



RoHS compliant

FEATURES

1. Now even more miniature.

The new thin type cuts 35% from the thickness of the previous short type. Device installing is now easier than ever.

2. Certain detection unaffected by the reflectance of the object

The sensor can provide stable detection that is not affected by the condition (color or material of the clothing) or parts (skin, hair, etc.) of the object being monitored. (Reflectance 18% to 90%). Excellent performance even when the detection surface is dirty.

3. Only connecting DC power supply for operating

Built-in oscillation circuit type obviates the hitherto existing need for start signal input.

4. Use in adjacent positions is possible

These sensors can be located in adjacent positions, because the timing of the external trigger signals can be adjusted so that the beam frequency of each adjacent sensor will not interfere with the other.

APPLICATIONS

1. Water-based product market

- Automatic lighting of wash basin units
- Toilets

- Automatic water flow from faucets

2. Stores and financial institutions

- Automatic doors
- Automatic lighting
- Cash dispensing machines
- Automatic teller machines
- Visitor detecting sensors

3. Amusement market

- Automatic lighting for game display

4. Medical field

- Non-contact switch

ORDERING INFORMATION

AM

A: Thin short type MA Motion sensor

BA: MA Motion sensor

Detection distance type (shape)

1: Short type

2: Middle type

3: Long type

Triggering function

1: External triggering type

4: Built-in oscillation circuit type (Internal trigger)

Classification by output method & mounting direction

0: NPN open collector/H type

5: NPN open collector/V type

6: PNP open collector/V type

Operating voltage

2: Free-ranging power type (5.5 to 27V DC)

9: 5V DC type (4.5 to 5.5V DC)

Rated detection distance

Part No.	02	03	04	05	06	07	08 (Middle type does not need 08)	09	10 (Short type does not need 10)	11	12	13	14	15	16	17	18	19	20 (Long type does not need 20)
Type	—	—	—	5	—	—	—	—	10	—	—	—	—	15	—	—	—	—	—
Thin short type	—	—	—	1.969	—	—	—	—	3.937	—	—	—	—	5.906	—	—	—	—	—
Short type	—	—	—	5	6	7	8	9	10	—	—	—	—	—	—	—	—	—	—
Middle type	20	30	40	50	60	70	80	—	—	—	—	—	—	—	—	—	—	—	—
Long type	—	30	40	50	60	70	80	90	100	110	120	130	140	150	160	170	180	190	200
	7.874	11.811	15.748	19.685	23.622	27.559	31.496	35.433	39.37	43.307	47.244	51.181	55.118	59.055	62.992	66.929	70.866	74.803	78.74

MA Motion Sensor (AMA1, AMBA1, 2, 3)

PRODUCT TYPES

1. Detection distance type (distance limited)

1) Thin short type (V type)

Operating voltage	Output method	Rated detection distance	Built-in oscillation circuit type	External triggering type
			Part No.	Part No.
4.5 to 5.5 V DC	NPN open collector output	5 cm 1.969 inch	AMA145905	AMA115905
		10 cm 3.937 inch	AMA1459	AMA1159
		15 cm 5.906 inch	AMA145915	AMA115915
	PNP open collector output	5 cm 1.969 inch	AMA146905	AMA116905
		10 cm 3.937 inch	AMA1469	AMA1169
		15 cm 5.906 inch	AMA146915	AMA116915

Standard packing: Carton: 20 pcs.; Case: 200 pcs.
Note: If you plan to use multiple sensors side-by-side, or you wish to keep the current consumption small, inquire for details about external trigger type, which is suitable for such applications.

2) Short type (H type)

Rated operating voltage	Rated detection distance	Mounting direction: H type	
		Short type	
		Built-in oscillation circuit type	External triggering type
		Part No.	Part No.
4.5 to 5.5 V DC	5 cm 1.969 inch	AMBA140905	AMBA110905
	6 cm 2.362 inch	AMBA140906	AMBA110906
	7 cm 2.756 inch	AMBA140907	AMBA110907
	8 cm 3.150 inch	AMBA140908	AMBA110908
	9 cm 3.543 inch	AMBA140909	AMBA110909
	10 cm 3.937 inch	AMBA1409	AMBA1109
5.5 to 27 V DC	5 cm 1.969 inch	AMBA140205	AMBA110205
	6 cm 2.362 inch	AMBA140206	AMBA110206
	7 cm 2.756 inch	AMBA140207	AMBA110207
	8 cm 3.150 inch	AMBA140208	AMBA110208
	9 cm 3.543 inch	AMBA140209	AMBA110209
	10 cm 3.937 inch	AMBA1402	AMBA1102

Standard packing: Carton: 20 pcs.; Case: 200 pcs.
Note: If you plan to use multiple sensors side-by-side, or you wish to keep the current consumption small, inquire for details about external trigger type, which is suitable for such applications.

3) Middle type (H type)

Rated operating voltage	Rated detection distance	Mounting direction: H type	
		Middle type	
		Built-in oscillation circuit type	External triggering type
		Part No.	Part No.
4.5 to 5.5 V DC	20 cm 7.874 inch	AMBA240902	AMBA210902
	30 cm 11.811 inch	AMBA240903	AMBA210903
	40 cm 15.748 inch	AMBA240904	AMBA210904
	50 cm 19.685 inch	AMBA240905	AMBA210905
	60 cm 23.622 inch	AMBA240906	AMBA210906
	70 cm 27.559 inch	AMBA240907	AMBA210907
	80 cm 31.496 inch	AMBA2409	AMBA2109
5.5 to 27 V DC	20 cm 7.874 inch	AMBA240202	AMBA210202
	30 cm 11.811 inch	AMBA240203	AMBA210203
	40 cm 15.748 inch	AMBA240204	AMBA210204
	50 cm 19.685 inch	AMBA240205	AMBA210205
	60 cm 23.622 inch	AMBA240206	AMBA210206
	70 cm 27.559 inch	AMBA240207	AMBA210207
	80 cm 31.496 inch	AMBA2402	AMBA2102

Standard packing: Carton: 20 pcs.; Case: 200 pcs.
Note: If you plan to use multiple sensors side-by-side, or you wish to keep the current consumption small, inquire for details about external trigger type, which is suitable for such applications.

MA Motion Sensor (AMA1, AMBA1, 2, 3)

4) Long type

Rated operating voltage	Rated detection distance	Mounting direction: H type		Mounting direction: V type		
		Long type				
		Built-in oscillation circuit type	External triggering type	Built-in oscillation circuit type	External triggering type	
		Part No.	Part No.	Part No.	Part No.	
4.5 to 5.5 V DC	30 cm 11.811 inch	AMBA340903	AMBA310903	AMBA345903	AMBA315903	
	40 cm 15.748 inch	AMBA340904	AMBA310904	AMBA345904	AMBA315904	
	50 cm 19.685 inch	AMBA340905	AMBA310905	AMBA345905	AMBA315905	
	60 cm 23.622 inch	AMBA340906	AMBA310906	AMBA345906	AMBA315906	
	70 cm 27.559 inch	AMBA340907	AMBA310907	AMBA345907	AMBA315907	
	80 cm 31.496 inch	AMBA340908	AMBA310908	AMBA345908	AMBA315908	
	90 cm 35.433 inch	AMBA340909	AMBA310909	AMBA345909	AMBA315909	
	100 cm 39.370 inch	AMBA340910	AMBA310910	AMBA345910	AMBA315910	
	110 cm 43.307 inch	AMBA340911	AMBA310911	AMBA345911	AMBA315911	
	120 cm 47.244 inch	AMBA340912	AMBA310912	AMBA345912	AMBA315912	
	130 cm 51.181 inch	AMBA340913	AMBA310913	AMBA345913	AMBA315913	
	140 cm 55.118 inch	AMBA340914	AMBA310914	AMBA345914	AMBA315914	
	150 cm 59.055 inch	AMBA340915	AMBA310915	AMBA345915	AMBA315915	
	160 cm 62.992 inch	AMBA340916	AMBA310916	AMBA345916	AMBA315916	
	170 cm 66.929 inch	AMBA340917	AMBA310917	AMBA345917	AMBA315917	
	180 cm 70.866 inch	AMBA340918	AMBA310918	AMBA345918	AMBA315918	
	190 cm 74.803 inch	AMBA340919	AMBA310919	AMBA345919	AMBA315919	
	200 cm 78.740 inch	AMBA3409	AMBA3109	AMBA3459	AMBA3159	
	5.5 to 27 V DC	30 cm 11.811 inch	AMBA340203	AMBA310203	AMBA345203	AMBA315203
		40 cm 15.748 inch	AMBA340204	AMBA310204	AMBA345204	AMBA315204
50 cm 19.685 inch		AMBA340205	AMBA310205	AMBA345205	AMBA315205	
60 cm 23.622 inch		AMBA340206	AMBA310206	AMBA345206	AMBA315206	
70 cm 27.559 inch		AMBA340207	AMBA310207	AMBA345207	AMBA315207	
80 cm 31.496 inch		AMBA340208	AMBA310208	AMBA345208	AMBA315208	
90 cm 35.433 inch		AMBA340209	AMBA310209	AMBA345209	AMBA315209	
100 cm 39.370 inch		AMBA340210	AMBA310210	AMBA345210	AMBA315210	
110 cm 43.307 inch		AMBA340211	AMBA310211	AMBA345211	AMBA315211	
120 cm 47.244 inch		AMBA340212	AMBA310212	AMBA345212	AMBA315212	
130 cm 51.181 inch		AMBA340213	AMBA310213	AMBA345213	AMBA315213	
140 cm 55.118 inch		AMBA340214	AMBA310214	AMBA345214	AMBA315214	
150 cm 59.055 inch		AMBA340215	AMBA310215	AMBA345215	AMBA315215	
160 cm 62.992 inch		AMBA340216	AMBA310216	AMBA345216	AMBA315216	
170 cm 66.929 inch		AMBA340217	AMBA310217	AMBA345217	AMBA315217	
180 cm 70.866 inch		AMBA340218	AMBA310218	AMBA345218	AMBA315218	
190 cm 74.803 inch		AMBA340219	AMBA310219	AMBA345219	AMBA315219	
200 cm 78.740 inch		AMBA3402	AMBA3102	AMBA3452	AMBA3152	

Standard packing: Carton: 20 pcs.; Case: 200 pcs.

Note: If you plan to use multiple sensors side-by-side, or you wish to keep the current consumption small, inquire for details about external trigger type, which is suitable for such applications.

RATING

1. Detection performance

1) Thin short type (Measuring conditions: ambient temp.: 25°C 77°F; operating voltage: 5 V DC)

Items		Thin short type			Measured conditions	
		5 cm 1.969 inch	10 cm 3.937 inch	15 cm 3.937 inch		
Rated detection distance	Minimum	45 mm 1.772 inch	90 mm 3.543 inch	135 mm 5.315 inch	with a standard reflection board*1	
	Typical	50 mm 1.969 inch	100 mm 3.937 inch	150 mm 5.906 inch		
	Maximum	55 mm 2.165 inch	110 mm 4.331 inch	165 mm 6.496 inch		
Measuring tolerance		Typical	10%	25%	35%	Reflection rate: 90 to 18%
Usable ambient brightness (Resistance to ambient light)*2	Brightness of sensor surface	Maximum	30,000 lx			See the drawing (Fig. 1) on the next page.
	Brightness of reflection surface	Maximum	24,000 lx			

Notes: *1. Ambient brightness: 500 lx

*2. Install so that light from direct light sources does not enter the sensor (within 30° of the sensor light beam).

Indicates brightness detectible enough for sensor operation.

MA Motion Sensor (AMA1, AMBA1, 2, 3)

2) Short type (Measuring conditions: ambient temp.: 25°C 77°F; operating voltage: 5 V DC type 5V, Free-ranging power type 24V DC)

Items		Short type*1						Measured conditions	
		5 cm 1.969 inch	6 cm 2.362 inch	7 cm 2.756 inch	8 cm 3.150 inch	9 cm 3.543 inch	10 cm 3.937 inch		
Rated detection distance	Minimum	45 mm	54 mm	63 mm	72 mm	81 mm	90 mm	with a standard reflection board	
	Typical	1.772 inch 50 mm	2.126 inch 60 mm	2.480 inch 70 mm	2.835 inch 80 mm	3.189 inch 90 mm	3.543 inch 100 mm		
	Maximum	1.969 inch 55 mm	2.362 inch 66 mm	2.756 inch 77 mm	3.150 inch 88 mm	3.543 inch 99 mm	3.937 inch 110 mm		
		2.165 inch	2.598 inch	3.031 inch	3.465 inch	3.898 inch	4.331 inch		
Measuring tolerance		Typical	10%		15%	20%		25%	Reflection rate: 90 to 18%
Usable ambient brightness (Resistance to ambient light)*2	Brightness of sensor surface	Maximum	30,000 lx						See the drawing (Fig. 1) on the next page.
	Brightness of reflection surface	Maximum	24,000 lx						

Notes: *1. After receipt of order, average rated detection distance to 15 cm 5.906 inch is possible. Please inquire.

*2. Install so that light from direct light sources does not enter the sensor (within 30° of the sensor light beam).

3) Middle type (Measuring conditions: ambient temp.: 25°C 77°F; operating voltage: 5 V DC type 5V, Free-ranging power type 24V DC)

Items		Middle type*1							Measured conditions
		20 cm 7.874 inch	30 cm 11.811 inch	40 cm 15.748 inch	50 cm 19.685 inch	60 cm 23.622 inch	70 cm 27.559 inch	80 cm 31.496 inch	
Rated detection distance	Minimum	190 mm	285 mm	380 mm	475 mm	570 mm	665 mm	760 mm	with a standard reflection board
	Typical	7.480 inch 200 mm	11.220 inch 300 mm	14.961 inch 400 mm	18.701 inch 500 mm	22.441 inch 600 mm	26.181 inch 700 mm	29.921 inch 800 mm	
	Maximum	7.874 inch 210 mm	11.811 inch 315 mm	15.748 inch 420 mm	19.685 inch 525 mm	23.622 inch 630 mm	27.559 inch 735 mm	31.496 inch 840 mm	
		8.268 inch	12.402 inch	16.535 inch	20.669 inch	24.803 inch	28.937 inch	33.071 inch	
Measuring tolerance		Typical	3%			5%		10%	Reflection rate: 90 to 18%
Usable ambient brightness (Resistance to ambient light)*2	Brightness of sensor surface	Maximum	30,000 lx						See the drawing (Fig. 1) on the next page.
	Brightness of reflection surface	Maximum	24,000 lx						

Notes: *1. After receipt of order, average rated detection distance to 110 cm 43.307 inch is possible. Please inquire.

*2. Install so that light from direct light sources does not enter the sensor (within 30° of the sensor light beam).

4) Long type (Measuring conditions: ambient temp.: 25°C 77°F; operating voltage: 5 V DC type 5V, Free-ranging power type 24V DC)

Items		Long type									Measured conditions
		30 cm 11.811 inch	40 cm 15.748 inch	50 cm 19.685 inch	60 cm 23.622 inch	70 cm 27.559 inch	80 cm 31.496 inch	90 cm 35.433 inch	100 cm 39.37 inch	110 cm 43.307 inch	
Rated detection distance	Minimum	285 mm	380 mm	475 mm	570 mm	665 mm	760 mm	855 mm	950 mm	1045 mm	with a standard reflection board
	Typical	11.220 inch 300 mm	14.961 inch 400 mm	18.701 inch 500 mm	22.441 inch 600 mm	26.181 inch 700 mm	29.921 inch 800 mm	33.661 inch 900 mm	37.402 inch 1000 mm	41.142 inch 1100 mm	
	Maximum	11.811 inch 315 mm	15.748 inch 420 mm	19.685 inch 525 mm	23.622 inch 630 mm	27.559 inch 735 mm	31.496 inch 840 mm	34.433 inch 945 mm	39.37 inch 1050 mm	43.307 inch 1155 mm	
		12.402 inch	16.535 inch	20.669 inch	24.803 inch	28.937 inch	33.071 inch	37.205 inch	41.339 inch	45.472 inch	
Measuring tolerance		Typical	3%					5%			Reflection rate: 90 to 18%
Usable ambient brightness (Resistance to ambient light)*	Brightness of sensor surface	Maximum	30,000 lx								See the drawing (Fig. 1) on the next page.
	Brightness of reflection surface	Maximum	24,000 lx								

Items		Long type									Measured conditions
		120 cm 47.244 inch	130 cm 51.181 inch	140 cm 55.118 inch	150 cm 49.055 inch	160 cm 62.992 inch	170 cm 66.929 inch	180 cm 70.866 inch	190 cm 74.803 inch	200 cm 78.74 inch	
Rated detection distance	Minimum	1140 mm 44.882 inch	1235 mm 48.622 inch	1330 mm 52.362 inch	1425 mm 56.102 inch	1520 mm 59.842 inch	1615 mm 63.583 inch	1710 mm 67.323 inch	1805 mm 71.063 inch	1900 mm 74.803 inch	with a standard reflection board
	Typical	1200 mm 47.244 inch	1300 mm 51.181 inch	1400 mm 55.118 inch	1500 mm 59.055 inch	1600 mm 62.992 inch	1700 mm 66.929 inch	1800 mm 70.866 inch	1900 mm 74.803 inch	2000 mm 78.74 inch	
	Maximum	1260 mm 49.606 inch	1365 mm 53.740 inch	1470 mm 57.874 inch	1575 mm 62.008 inch	1680 mm 66.142 inch	1785 mm 70.275 inch	1890 mm 74.409 inch	1995 mm 78.543 inch	2100 mm 82.677 inch	
Measuring tolerance		Typical	5%	10%			15%				Reflection rate: 90 to 18%
Usable ambient brightness (Resistance to ambient light)*	Brightness of sensor surface	Maximum	30,000 lx								See the drawing (Fig. 1) on the next page.
	Brightness of reflection surface	Maximum	24,000 lx								

Note: * Install so that light from direct light sources does not enter the sensor (within 30° of the sensor light beam).

MA Motion Sensor (AMA1, AMBA1, 2, 3)

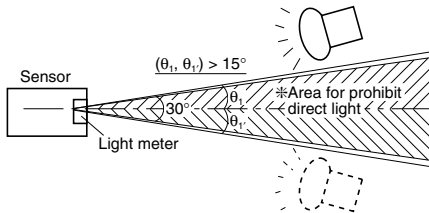
- For thin short type:
Standard reflection board: 150 mm 5.906 inch square area,
90% reflection rate.
- For short type:
Standard reflection board: 100 mm 3.937 inch square area,
90% reflection rate.
- For middle type:
Standard reflection board: 200 mm 7.874 inch square area,
90% reflection rate.
- For long type:
Standard reflection board: 500 mm 19.685 inch square area,
90% reflection rate.

Notes: 1. Detecting an object within the maximum preset detection distance.

$$2. \text{Distance deviation} = \frac{a-b}{a} \times 100 (\%)$$

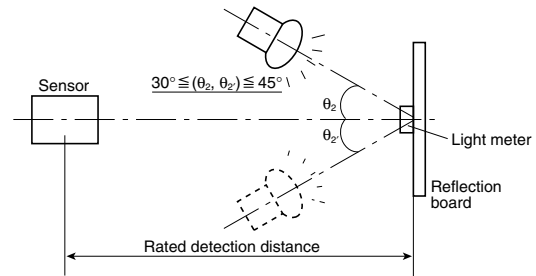
(a: detection distance of detection target with reflectance of 90%.
b: detection distance of standard detection target with reflectance of 18%.)

<Fig. 1>
[Brightness of sensor surface]



Note: Light from direct light sources (sunlight, strobe light, inverter illumination, reflected light from glass or mirrors etc.) that enters the sensor from within the prohibited range can cause the sensor to operate erroneously.

[Brightness of reflection surface]



2. Absolute maximum rating (Measuring condition: ambient temp.: 25°C 77°F)

Items	Type	Absolute maximum rating			
		Built-in oscillation circuit type		External triggering type	
		5 V DC type	Free-ranging power type	5 V DC type	Free-ranging power type
Power supply voltage		-0.3 to 6 V DC	-0.3 to 30 V DC	-0.3 to 6 V DC	-0.3 to 30 V DC
Output dielectric strength		30 V		30 V	
Output flow current		100 mA		10 mA*	
Usable ambient temperature		-25 to +75°C +5 to +131°F (No freezing)		-25 to +75°C +5 to +131°F (No freezing)	
Storage temperature		-30 to +85°C -4 to +176°F		-30 to +85°C -4 to +176°F	

Note: * Thin short type is only: 100 mA

3. Electrical characteristics

(Measuring conditions: ambient temp.: 25°C 77°F; operating voltage: 5 V DC type =5V DC, free-ranging power type =24V DC)

1) Built-in oscillation circuit type

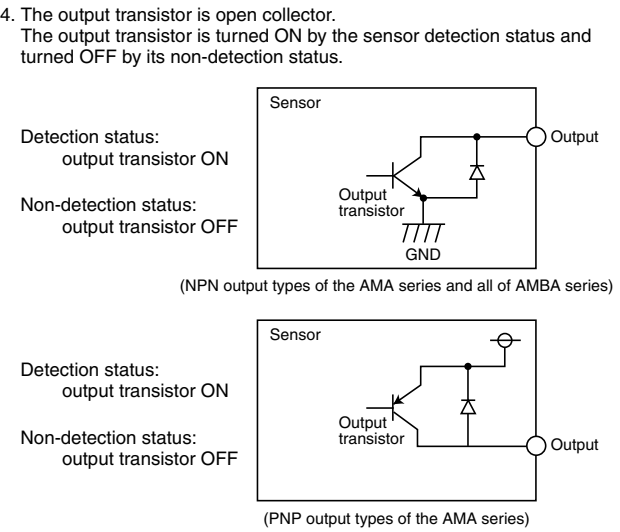
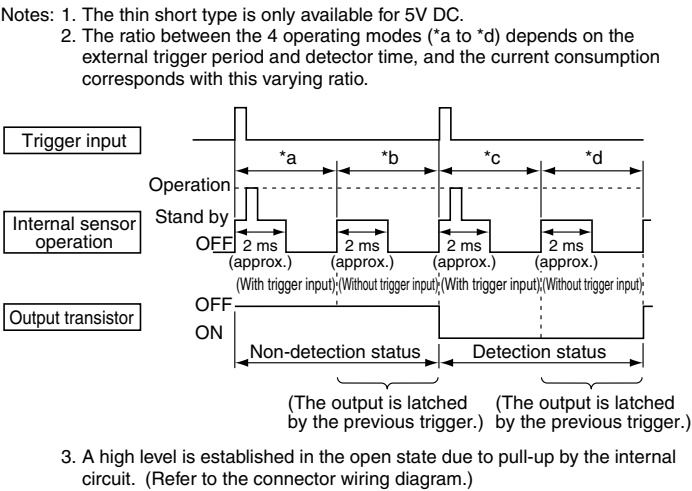
Items			Symbol	Thin short type*		Short type	Middle type	Long type	Measured conditions
				NPN output type	PNP output type				
Rated operating voltage		Minimum	Vdd	5V DC type: 4.5V/Free-ranging power type: 5.5V					
		Typical		—					
		Maximum		5V DC type: 5.5V/Free-ranging power type: 27V					
Average current consumption (Iout = 0 mA)	No detection	Minimum	It	—					
		Typical		4.5mA		5V DC type: 4.5mA/Free-ranging power type: 5.6mA			
		Maximum		6.2mA		5V DC type: 6.2mA/Free-ranging power type: 7.8mA			
	Detection	Minimum	It	—					
		Typical		7.0mA	11.0mA	5V DC type: 7.0mA/Free-ranging power type: 9.1mA			
		Maximum		11.2mA	15.2mA	5V DC type: 11.2mA/Free-ranging power type: 14.2mA			
Measuring cycle		Minimum	T	8ms/cycle					
Output characteristics	Remain voltage	Maximum	Vr	1 V DC	1.2 V DC	1 V DC			It = 100 mA
	Leakage current	Maximum	II	5μA		3μA			V = 30V

Note: * The thin short type is only available for 5V DC.

MA Motion Sensor (AMA1, AMBA1, 2, 3)

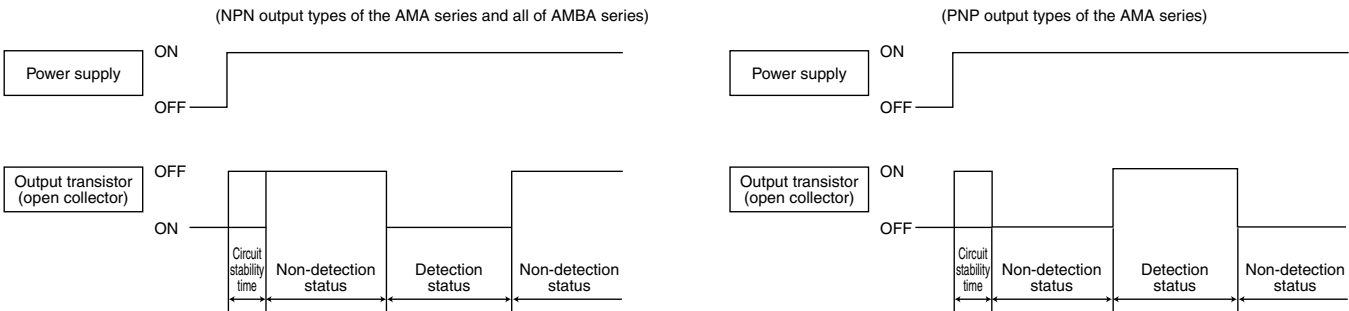
2) External triggering type (trigger conditions: trigger pulse width = 20μs and trigger synchronization = 5ms)

Items			Symbol	Thin short type Note 1		Short type	Middle type	Long type	Measured conditions
				NPN output type	PNP output type				
Rated operating voltage			Minimum	Vdd	5V DC type: 4.5V/Free-ranging type: 5.5V				
			Typical		—				
			Maximum		5V DC type: 5.5V/Free-ranging type: 27V				
Average current consumption	Without trigger input	Output OFF	Minimum	Ib	—			Note 2: *b	
			Typical		0.1m	5V DC type: 0.1mA/Free-ranging type: 1.0mA			
			Maximum		0.3m	5V DC type: 0.3mA/Free-ranging type: 1.8mA			
		Output ON	Minimum	—			Note 2: *d		
			Typical	Id	2.6mA	6.7mA		5V DC type: 0.5mA/Free-ranging type: 1.4mA	
			Maximum		6.6mA	9.6mA		5V DC type: 3.4mA/Free-ranging type: 4.5mA	
	With trigger input	Output OFF	Minimum	Ia	—			Note 2: *a	
			Typical		2.2mA	5V DC type: 2.2mA/Free-ranging type: 3.1mA			
			Maximum		6.2mA	5V DC type: 6.2mA/Free-ranging type: 7.2mA			
		Output ON	Minimum	Ic	—			Note 2: *c	
			Typical		4.2mA	6.2mA	5V DC type: 2.4mA/Free-ranging type: 3.3mA		
			Maximum		8.2mA	12.5mA	5V DC type: 8.2mA/Free-ranging type: 9.3mA		
Measuring cycle (Trigger interval)			Minimum	Tt	5ms/cycle				
External trigger	Pulse width	Minimum	Tw	20μs			Half off the distance period		
		Maximum		1/2Tt					
	Level	Maximum	V _{TL}	0.8V			Note 3		
		Minimum	V _{TH}	3V					
Response performance: time from trigger pulse fall to detection output			Maximum	Tr	5ms				
Output characteristics	Remain voltage	Maximum	Vr	1 V DC	1.2 V DC	1 V		I = 10 mA	
	Leakage current	Maximum	II	5μA		3μA		V = 30 mA	



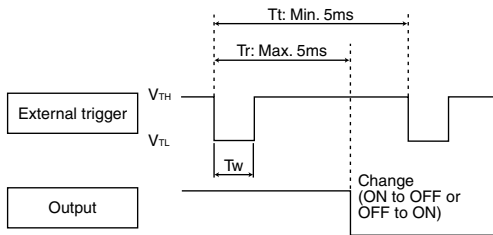
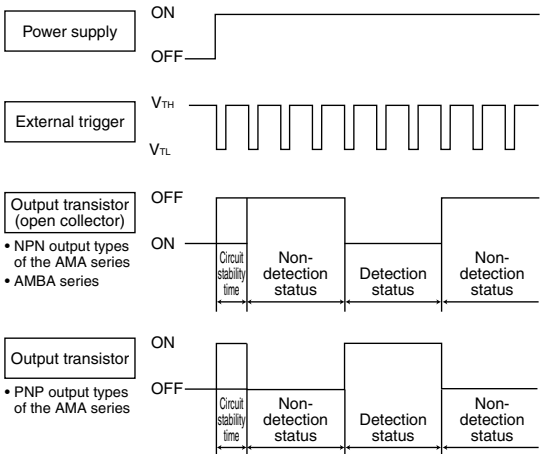
TIMING CHART

1. Built-in oscillation circuit type



Notes: 1. Circuit stability time : Max. 12 ms
2. During the time taken for the circuit to stabilize after the power is turned on, the ON/OFF status of the output transistor is not determined by whether the sensor is in the detection status or non-detection status.

2. External triggering type

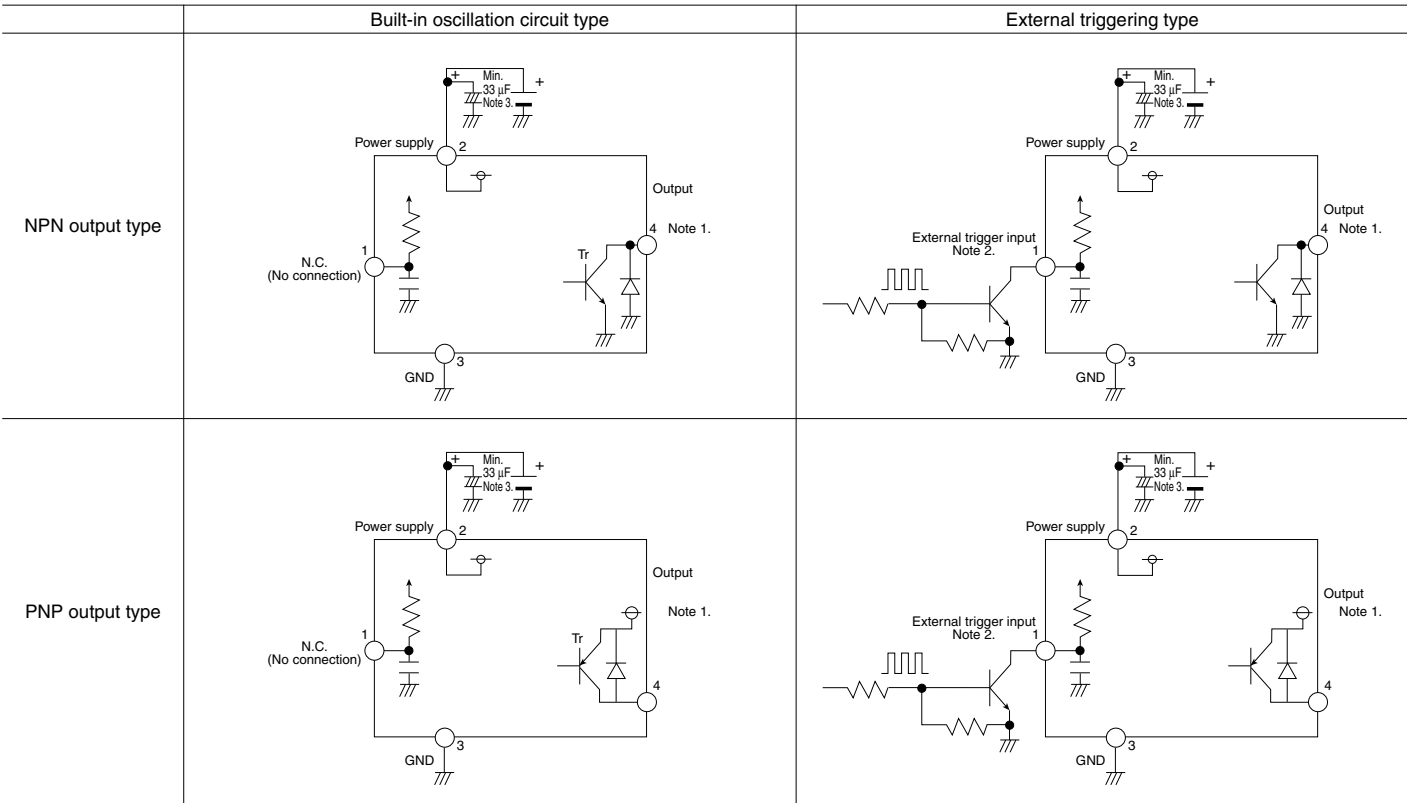


Note: The sensor recognizes at the $V_{TH} \rightarrow V_{TL}$ edge of an external trigger that the external trigger has been input.

- Notes: 1. Circuit stability time: Max. 12 ms
2. During the time taken for the circuit to stabilize after the power is turned on, the ON/OFF status of the output transistor is not determined by whether the sensor is in the detection status or non-detection status.

HOW TO USE

1. Wiring diagram of connector



- Notes: 1. The output transistor has an open collector structure.
- Detection status: Output transistor ON (connected to GND)
 - Non-detection status: Output transistor OFF (open state)
2. The status of the external trigger input is as follows:
- Open at the high level
 - GND (less than 0.8V) at the low level
- Under no circumstances must a high-level voltage be applied.
3. To maintain the power supply superimposed noise performance, be certain to connect a capacitor (33 μF or more) to the sensor power supply input terminal in order to stabilize the power supply voltage.

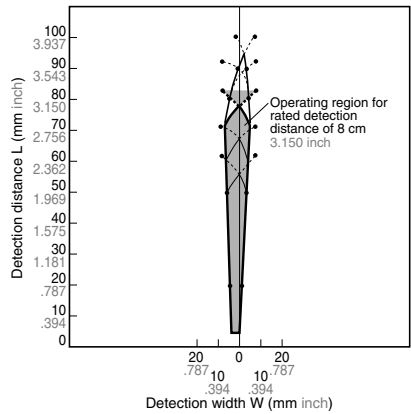
MA Motion Sensor (AMA1, AMBA1, 2, 3)

REFERENCE DATA

Operating region characteristics

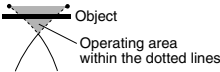
- How to interpret the graph

Example: Operating area of the Short Type
with rated detection distance of
8 cm 3.150 inch.



Operating area within the dotted lines

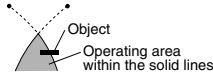
Objects that enter the entire area are detected.



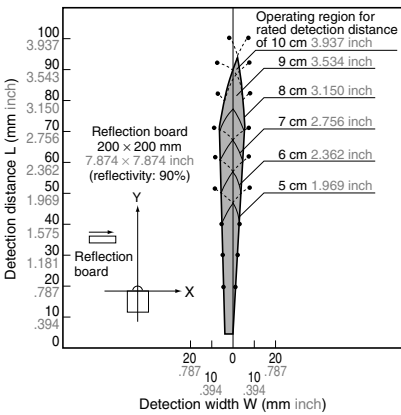
Note: If only part of the object is in the detection area, it is not detected.

Operating area within the solid lines

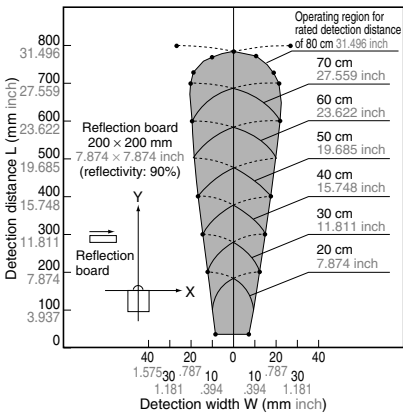
Objects that even partially enter the area are detected.



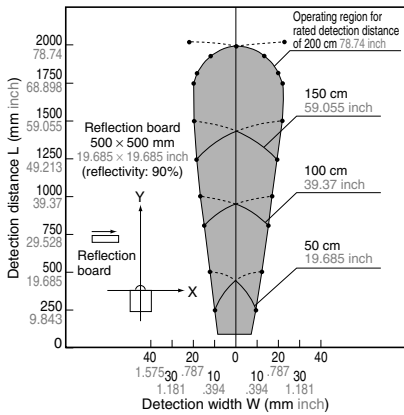
1.-(1) Thin short type (AMA1□□□□□) Short type (AMBA1□□□□□)



1.-(2) Middle type (AMBA2□□□□□)



1.-(3) Long type (AMBA3□□□□□)

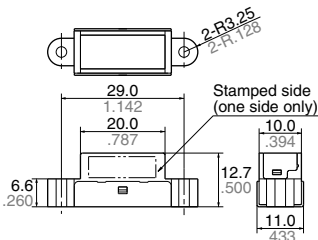


DIMENSIONS (mm inch)

The CAD data of the products with a **CAD Data** mark can be downloaded from: <http://industrial.panasonic.com/ac/e/>
(Common to the Built-in oscillation circuit type and External triggering type)

1. Thin short type (V type)

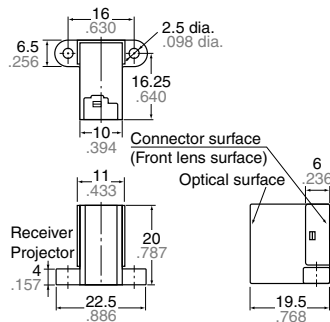
CAD Data



*Rear side connector protrusion: Max. 0.4mm

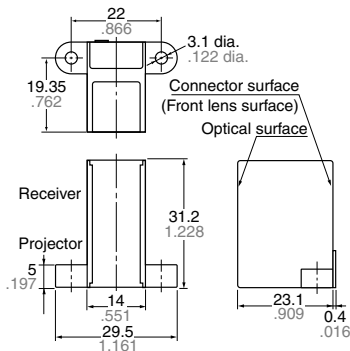
2. Short type (H type)

CAD Data



3. Middle type (H type)

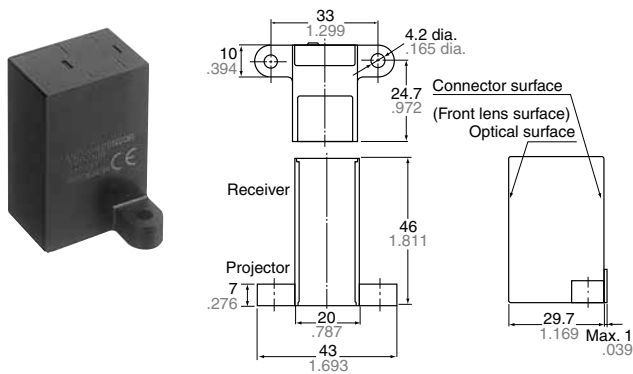
CAD Data



MA Motion Sensor (AMA1, AMBA1, 2, 3)

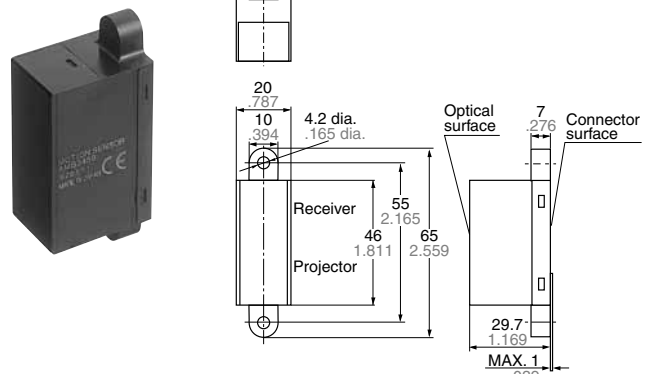
4. Long type (H type)

CAD Data



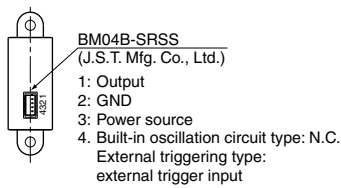
5. Long type (V type)

CAD Data

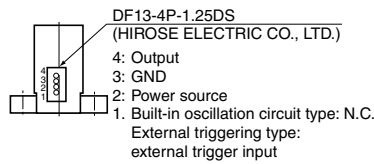


WIRING DIAGRAM (Connector surface view)

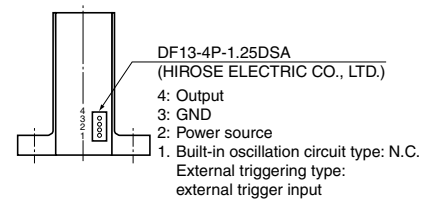
1. Thin short type (V type)



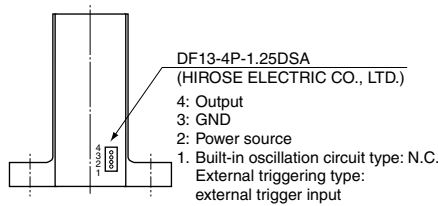
2. Short type (H type)



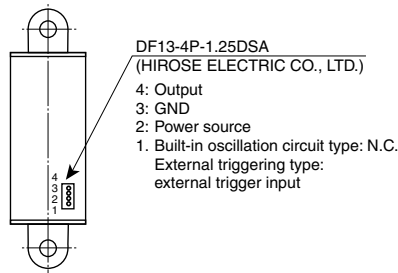
3. Middle type (H type)



4. Long type (H type)



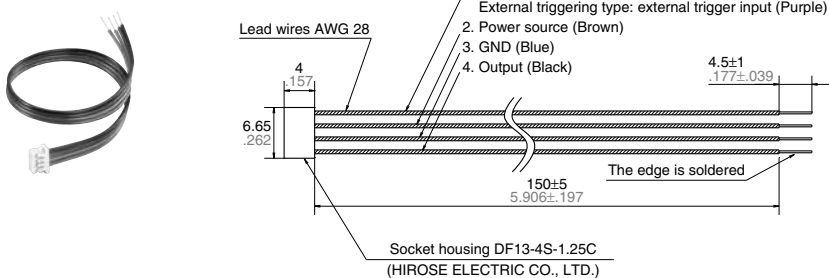
5. Long type (V type)



OPTIONS (mm inch)

1. Connector with cable (for Short, Middle and Long type)

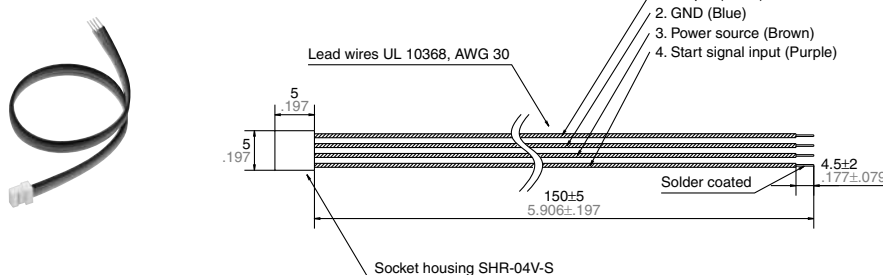
AMV9003



Note: Mistaken cable assembly can cause damage to the internal circuits, so please check the power cord before switching ON. (Particular care must be taken as to avoid reverse connection of the power.)

2. Connector with cable (for Thin short type)

AMV9002



MA Motion Sensor (AMA1, AMBA1, 2, 3)

NOTES

1. Environment

- 1) Avoid using the sensor in environments containing excessive amounts of steam, dust, corrosive gas, or where organic solvents are present.
- 2) When the sensor is used in noisy environments, implement a countermeasure such as connecting a capacitor (Min. 33 μ F) across the power input terminals. Only use the sensor after verifying actual operation.

2. Wiring

- 1) Check all wiring before applying power. Incorrect wiring may damage the internal circuit (in particular, check that the connection to the power supply is not reversed.)
- 2) Avoid excessive removing and replacing of the connector.

3. Detector surface (Optical surface)

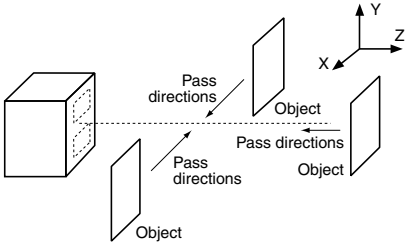
- 1) Keep the detector surface clean. Excessive dust or dirt on the detector surface will deteriorate the sensing performance.
- 2) Do not allow condensation or freezing to occur on the surface of the sensor. If condensation or freezing does occur at low temperatures, the sensor may not detect objects correctly.
- 3) This product is designed to detect the existence of human bodies. The sensor may not detect properly or the detection distance may become unstable if the objects consist of a low reflective material (e.g., an object coated with black rubber, etc.) or of a highly reflective material (e.g., mirror, glass, coated paper, etc.).

- 4) The front surface of the lens and case are made of polycarbonate resin and can withstand water, alcohol, oils, salts and weak acids. Other fluids such as alkalines, aromatic hydrocarbons and halogenated hydrocarbons may melt or swell the lens and case, please do not have such fluids touch the lens and case.
- 5) If you use the sensor with a cover or filter connected to the front of the sensor, the sensor may detect the cover itself, the detection distance can change, and unstable operation can result.
- 6) If this sensor is used in a position where it will be facing another sensor, light will be received from the other sensor which can cause mutual interference and malfunction. Therefore, please verify the installation conditions before use.
- 7) When multiple sensors are to be used side by side, please verify that there will be no mutual interference by installing them with the proper spacing, depending on the type as shown below.

Model number	Sensor spacing
AMBA1 series	5 cm 1.969 inch
AMA1 series	8 cm 3.150 inch
AMBA2 series	10 cm 3.937 inch
AMBA3 series	20 cm 7.874 inch

4. Recommended installation procedure

Install the sensor so that it is orientated correctly in relation to the pass directions of the target objects as shown in the figure below.



* → stands for pass direction of the target object.

For the general precautions, refer to “NOTES FOR USING MOTION SENSOR (Common)” on next page.