

## 阅读申明


- 1.本站收集的数据手册和产品资料都来自互联网，版权归原作者所有。如读者和版权方有任何异议请及时告之，我们将妥善解决。
- 2.本站提供的中文数据手册是英文数据手册的中文翻译，其目的是协助用户阅读，该译文无法自动跟随原稿更新，同时也可能存在翻译上的不当。建议读者以英文原稿为参考以便获得更精准的信息。
- 3.本站提供的产品资料，来自厂商的技术支持或者使用者的心得体会等，其内容可能存在描述上的差异，建议读者做出适当判断。
- 4.如需与我们联系，请发邮件到marketing@iczoom.com，主题请标有“数据手册”字样。

## Read Statement

1. The datasheets and other product information on the site are all from network reference or other public materials, and the copyright belongs to the original author and original published source. If readers and copyright owners have any objections, please contact us and we will deal with it in a timely manner.
2. The Chinese datasheets provided on the website is a Chinese translation of the English datasheets. Its purpose is for reader's learning exchange only and do not involve commercial purposes. The translation cannot be automatically updated with the original manuscript, and there may also be improper translations. Readers are advised to use the English manuscript as a reference for more accurate information.
3. All product information provided on the website refer to solutions from manufacturers' technical support or users the contents may have differences in description, and readers are advised to take the original article as the standard.
4. If you have any questions, please contact us at marketing@iczoom.com and mark the subject with "Datasheets" .


## Ideal for Mapping Liquid Crystal Glass Plates on Cassette Trays



 Be sure to read *Safety Precautions* on page 3.

### Features



**Detects glass plates without being influenced by the processing condition of its edges.**



The stable detection of glass plates is possible without being influenced by the processing condition of its glass edges (e.g., rounded or chamfered edges) or warps due to the weight of the glass plates.

**Note: Be sure to confirm operation before use.**

**Stably detects on-tray glass plates even if the glass plates are offset.**

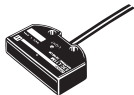



The E3C-L11M ensures stable detection in a sensing range of  $\pm 10$  mm or  $\pm 10^\circ$  from the center distance of glass substrates set in cassettes or trays.



## Ordering Information

### Sensor

 Infrared light

Sensing method	Appearance	Sensing distance	Model
Reflective		 20±10 mm	E3C-L11M

### Amplifier

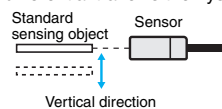
Appearance	Power supply	Functions	Model
	12 to 24 VDC	 Self-diagnosis	E3C-JC4P

## Ratings and Specifications

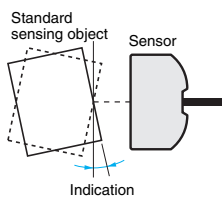
### Sensor

Item	Sensing method Model	Reflective
		E3C-L11M
Sensing distance		20±10 mm
Standard sensing object		Cut edge of transparent glass (t = 0.7 mm)
Differential travel *1		0.5 mm max. (at a sensing distance of 20 mm)
Light source (wavelength)		Infrared LED (860 nm)
Distance between sensing objects		10 mm max. (at a sensing distance of 20 mm)
Angle of sensing object *2		±10° max. (at a sensing distance of 20 mm)
Ambient illumination (receiver side)		Incandescent lamp: 1,500 lx
Ambient temperature		Operating: 0 to 40°C, Storage: -40 to 70°C (with no icing or condensation)
Ambient humidity		Operating/Storage: 35% to 85% (with no condensation)
Insulation resistance		20 MΩ min. (at 500 VDC)
Dielectric strength		1,000 VAC (50/60 Hz) for 1 min
Vibration resistance (destruction)		10 to 150 Hz, 0.75-mm double amplitude or 100 m/s <sup>2</sup> for 2 hrs each in X, Y, and Z directions
Shock resistance (destruction)		300 m/s <sup>2</sup> for 3 times each in X, Y, and Z directions
Degree of protection		IEC IP50
Connection method		Pre-wired cable (standard length: 2 m)
Weight (packed state)		Approx. 50 g
Material	Case	ABS
	Lens	PVC
Accessories		Phillips screw M4 × 18, Spring washers, Flat washers, Instruction sheet

\*1. The differential travel is the hysteresis of the Sensor with the standard sensing object moving perpendicular to the Sensor.



\*2.

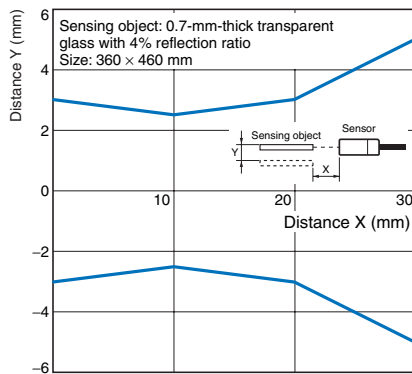


### Amplifier Unit

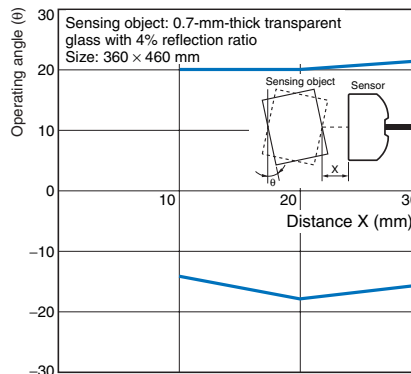
For details, refer to E3C Series.

## Engineering Data (Typical)

### Operating Range



### Sensing Angle

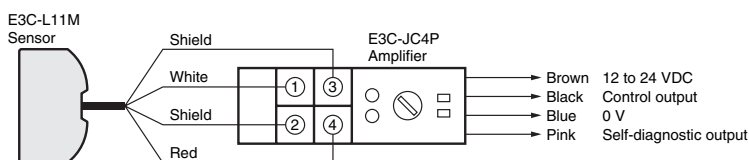


## I/O Circuit Diagrams

### NPN Output

Model	Operation mode	Timing charts	Output circuit
E3C-L11M + E3C-JC4P	Light-ON	<p>Incident light: ON</p> <p>No incident light: OFF</p> <p>Light indicator (orange): OFF</p> <p>Output transistor: ON</p> <p>Load (e.g., relay): ON</p> <p>Timing: 40 ms</p>	
	Dark-ON	<p>Incident light: OFF</p> <p>No incident light: ON</p> <p>Light indicator (orange): ON</p> <p>Output transistor: OFF</p> <p>Load (e.g., relay): OFF</p> <p>Timing: 40 ms</p>	

## Connection



## Safety Precautions

### WARNING

This product is not designed or rated for ensuring safety of persons. Do not use it for such purpose.



### Precautions for Correct Use

Do not use the product in atmospheres or environments that exceed product ratings.

#### ● Mounting

The torque required to tighten each screw must be 0.71 N·m maximum. Excessive tightening torque may damage the Sensor and Amplifier.

#### ● Wiring

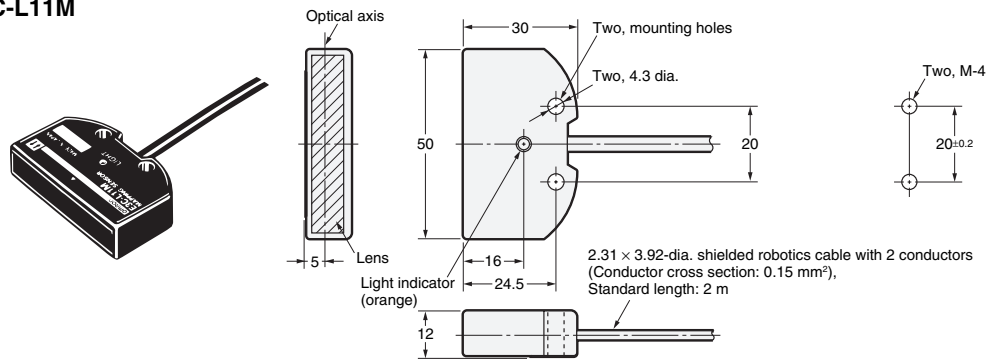
A maximum of 24 VDC±10% can be imposed on the E3C-L11M. Check that the voltage of the power supply is within the permissible range before turning on the E3C-L11M.

(Unit: mm)

## Dimensions

Unless otherwise specified, the tolerance class IT16 is used for dimensions in this data sheet.

### E3C-L11M



For information on the E3C-JC4P, refer to the *E3C Series Datasheet*.

In the interest of product improvement, specifications are subject to change without notice.

## Read and Understand This Catalog

Please read and understand this catalog before purchasing the products. Please consult your OMRON representative if you have any questions or comments.

## Warranty and Limitations of Liability

### WARRANTY

OMRON's exclusive warranty is that the products are free from defects in materials and workmanship for a period of one year (or other period if specified) from date of sale by OMRON.

OMRON MAKES NO WARRANTY OR REPRESENTATION, EXPRESS OR IMPLIED, REGARDING NON-INFRINGEMENT, MERCHANTABILITY, OR FITNESS FOR PARTICULAR PURPOSE OF THE PRODUCTS. ANY BUYER OR USER ACKNOWLEDGES THAT THE BUYER OR USER ALONE HAS DETERMINED THAT THE PRODUCTS WILL SUITABLY MEET THE REQUIREMENTS OF THEIR INTENDED USE. OMRON DISCLAIMS ALL OTHER WARRANTIES, EXPRESS OR IMPLIED.

### LIMITATIONS OF LIABILITY

OMRON SHALL NOT BE RESPONSIBLE FOR SPECIAL, INDIRECT, OR CONSEQUENTIAL DAMAGES, LOSS OF PROFITS OR COMMERCIAL LOSS IN ANY WAY CONNECTED WITH THE PRODUCTS, WHETHER SUCH CLAIM IS BASED ON CONTRACT, WARRANTY, NEGLIGENCE, OR STRICT LIABILITY.

In no event shall the responsibility of OMRON for any act exceed the individual price of the product on which liability is asserted.

IN NO EVENT SHALL OMRON BE RESPONSIBLE FOR WARRANTY, REPAIR, OR OTHER CLAIMS REGARDING THE PRODUCTS UNLESS OMRON'S ANALYSIS CONFIRMS THAT THE PRODUCTS WERE PROPERLY HANDLED, STORED, INSTALLED, AND MAINTAINED AND NOT SUBJECT TO CONTAMINATION, ABUSE, MISUSE, OR INAPPROPRIATE MODIFICATION OR REPAIR.

## Application Considerations

### SUITABILITY FOR USE

OMRON shall not be responsible for conformity with any standards, codes, or regulations that apply to the combination of products in the customer's application or use of the products.

At the customer's request, OMRON will provide applicable third party certification documents identifying ratings and limitations of use that apply to the products. This information by itself is not sufficient for a complete determination of the suitability of the products in combination with the end product, machine, system, or other application or use.

The following are some examples of applications for which particular attention must be given. This is not intended to be an exhaustive list of all possible uses of the products, nor is it intended to imply that the uses listed may be suitable for the products:

- Outdoor use, uses involving potential chemical contamination or electrical interference, or conditions or uses not described in this catalog.
- Nuclear energy control systems, combustion systems, railroad systems, aviation systems, medical equipment, amusement machines, vehicles, safety equipment, and installations subject to separate industry or government regulations.
- Systems, machines, and equipment that could present a risk to life or property.

Please know and observe all prohibitions of use applicable to the products.

NEVER USE THE PRODUCTS FOR AN APPLICATION INVOLVING SERIOUS RISK TO LIFE OR PROPERTY WITHOUT ENSURING THAT THE SYSTEM AS A WHOLE HAS BEEN DESIGNED TO ADDRESS THE RISKS, AND THAT THE OMRON PRODUCTS ARE PROPERLY RATED AND INSTALLED FOR THE INTENDED USE WITHIN THE OVERALL EQUIPMENT OR SYSTEM.

### PROGRAMMABLE PRODUCTS

OMRON shall not be responsible for the user's programming of a programmable product, or any consequence thereof.

## Disclaimers

### CHANGE IN SPECIFICATIONS

Product specifications and accessories may be changed at any time based on improvements and other reasons.

It is our practice to change model numbers when published ratings or features are changed, or when significant construction changes are made. However, some specifications of the products may be changed without any notice. When in doubt, special model numbers may be assigned to fix or establish key specifications for your application on your request. Please consult with your OMRON representative at any time to confirm actual specifications of purchased products.

### DIMENSIONS AND WEIGHTS

Dimensions and weights are nominal and are not to be used for manufacturing purposes, even when tolerances are shown.

### PERFORMANCE DATA

Performance data given in this catalog is provided as a guide for the user in determining suitability and does not constitute a warranty. It may represent the result of OMRON's test conditions, and the users must correlate it to actual application requirements. Actual performance is subject to the OMRON Warranty and Limitations of Liability.

### ERRORS AND OMISSIONS

The information in this document has been carefully checked and is believed to be accurate; however, no responsibility is assumed for clerical, typographical, or proofreading errors, or omissions.

2008.9

In the interest of product improvement, specifications are subject to change without notice.

**OMRON Corporation**  
Industrial Automation Company

<http://www.ia.omron.com/>

(c)Copyright OMRON Corporation 2008 All Right Reserved.