

阅读申明

- 1.本站收集的数据手册和产品资料都来自互联网，版权归原作者所有。如读者和版权方有任何异议请及时告之，我们将妥善解决。
- 2.本站提供的中文数据手册是英文数据手册的中文翻译，其目的是协助用户阅读，该译文无法自动跟随原稿更新，同时也可能存在翻译上的不当。建议读者以英文原稿为参考以便获得更精准的信息。
- 3.本站提供的产品资料，来自厂商的技术支持或者使用者的心得体会等，其内容可能存在描述上的差异，建议读者做出适当判断。
- 4.如需与我们联系，请发邮件到marketing@iczoom.com，主题请标有“数据手册”字样。

Read Statement

1. The datasheets and other product information on the site are all from network reference or other public materials, and the copyright belongs to the original author and original published source. If readers and copyright owners have any objections, please contact us and we will deal with it in a timely manner.
2. The Chinese datasheets provided on the website is a Chinese translation of the English datasheets. Its purpose is for reader's learning exchange only and do not involve commercial purposes. The translation cannot be automatically updated with the original manuscript, and there may also be improper translations. Readers are advised to use the English manuscript as a reference for more accurate information.
3. All product information provided on the website refer to solutions from manufacturers' technical support or users the contents may have differences in description, and readers are advised to take the original article as the standard.
4. If you have any questions, please contact us at marketing@iczoom.com and mark the subject with "Datasheets" .

MSP-400 EMI/RFI Protected Stainless Steel Isolated Pressure Transducer

ISO
9002

- Low Cost OEM
- 100% Leak Proof

Features

One-piece Stainless Steel Construction
Ranges up to 10,000 PSI or 700 BAR
Amplified Outputs
Excellent Accuracy
Wide Operating Temperature Range

Applications

Pumps and Compressors
Hydraulic/Pneumatic Systems
Off Road
Energy and Water Management
Pressure Instrumentation
Refrigeration Equipment
Agriculture Equipment
Train Braking Systems

Description

The MSP series pressure transducers set a new price-performance standard for low cost, high volume, commercial and industrial applications. This series is suitable for measurement of liquid or gas pressure, even for difficult media such as contaminated water, steam, and mildly corrosive fluids or gases.

The transducer pressure cavity is machined from a solid piece of 17-4 PH stainless steel. The standard version includes a 1/4 NPT pipe thread allowing a leak-proof, all metal sealed system. There are no o-rings, welds or organics exposed to the pressure media. The durability is excellent.

Measurement Specialties proprietary Microfused technology, derived from demanding aerospace applications, employs micromachined silicon piezoresistive strain gages, fused with high temperature glass to a stainless steel diaphragm. This approach achieves media compatibility simply and elegantly providing an exceptionally stable sensor without the p-n junctions of conventional micromachined sensors.

This product is geared to the OEM customer using medium to high volumes. The standard version is suitable for many applications, but the dedicated design team at our Transducer Engineering Center stands ready to provide a semi-custom design where the volume and application warrants.

- No Leaks
- No Welds
- No "O" Rings
- No Silicone Oil



SPECIFICATIONS

Performance at 77°F (25°C):

Pressure range	0 to 100, 250, 500, 1000, 2500, 5000, 10000 PSI (consult factory for compound ranges) (0 to 7, 17, 35, 70, 175, 350, 700 BAR)	
Accuracy (combined linearity, hysteresis and repeatability)	± .5% of FS Span (for higher accuracy consult factory)	
Media compatibility	17-4 PH stainless steel (for other material consult factory)	
Pressure ports	1/4" NPT (for other ports consult factory)	
Pressure cycles	>10 ⁸ full pressure cycles	
Pressure overload	2X rated pressure	
Burst pressure	5X or 20000PSI whichever is less	
Long term stability (1 year)	± 0.25% FS Span (typical)	

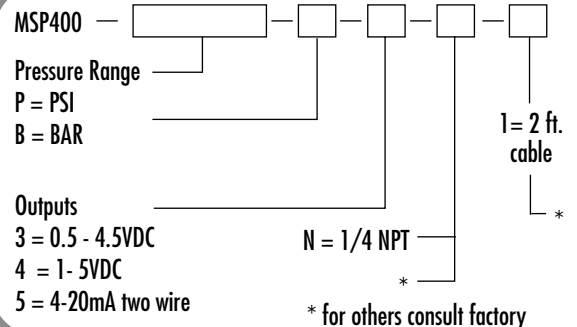
Electrical:

Supply voltage	5VDC	10-30VDC
Supply current	<10mA	<15mA
Outputs	0.5 - 4.5VDC, ratiometric to supply (3)	1-5VDC, fixed (4) 4-20mA two wire (5)
Interface	2 ft PVC jacketed cable (for other options consult factory)	
Zero offset	± 2% of FS Span (for tighter tolerances consult factory)	
Span tolerance	± 2% of FS Span (for tighter tolerances consult factory)	
Output load	5K Ohm (min) for high level voltage 0 Ohms @ 10V (1100 Ohms @ 32V) for 4-20mA	
Noise	< 2mVRMS	
Bandwidth (-3dB)	DC to 1KHz (Typical)	

ENVIRONMENTAL

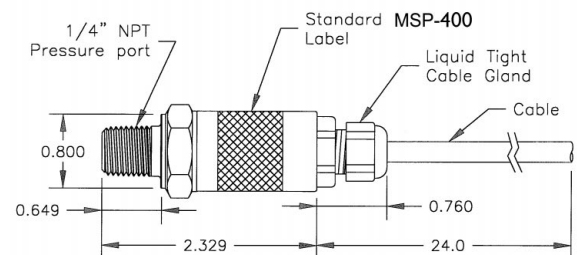
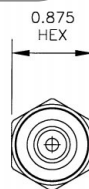
Operating temperature range	-40° to 185°F (-40 to 85°C), (For other temperature ranges consult factory)
Compensated temperature range	30 to 158°F (0 to 70°C)
Zero thermal error	< ± 1.5% of FS Span
Span thermal error	< ± 1.5% of FS Span
Storage temperature range	-40 to 212°F (-40 to 100°C)
Shock	50g, 11 msec half sine shock per MIL standard 202F, method 213B, condition A
Vibration	±20g MIL-STD-810C, Procedure 514.2, Figure 514.2-2, curve L
EMI/RFI Immunity	EN 50081-2 EN 50082-2 (10V/M, 26-1000MHz) EN 61326 (Effective July 1, 2001)

ORDERING



Electrical Connections:

Outputs:	3/4	5
Red	+Supply	Red
Black	Ground	Black
White	Output	+Supply Output



DIMENSIONS IN INCHES AND ARE REFERENCE ONLY.

UNITED STATES
Measurement Specialties, Inc.
PO Box 799
Valley Forge, PA 19482
Tel: (610) 650-1500 Fax: (610) 650-1509
Email: sensors@msiusa.com
Web site: www.msiusa.com

P/N: 2001315 10/00

M
MEASUREMENT
SPECIALTIES