

## 阅读申明

- 1.本站收集的数据手册和产品资料都来自互联网，版权归原作者所有。如读者和版权方有任何异议请及时告之，我们将妥善解决。
- 2.本站提供的中文数据手册是英文数据手册的中文翻译，其目的是协助用户阅读，该译文无法自动跟随原稿更新，同时也可能存在翻译上的不当。建议读者以英文原稿为参考以便获得更精准的信息。
- 3.本站提供的产品资料，来自厂商的技术支持或者使用者的心得体会等，其内容可能存在描述上的差异，建议读者做出适当判断。
- 4.如需与我们联系，请发邮件到marketing@iczoom.com，主题请标有“数据手册”字样。

## Read Statement

1. The datasheets and other product information on the site are all from network reference or other public materials, and the copyright belongs to the original author and original published source. If readers and copyright owners have any objections, please contact us and we will deal with it in a timely manner.
2. The Chinese datasheets provided on the website is a Chinese translation of the English datasheets. Its purpose is for reader's learning exchange only and do not involve commercial purposes. The translation cannot be automatically updated with the original manuscript, and there may also be improper translations. Readers are advised to use the English manuscript as a reference for more accurate information.
3. All product information provided on the website refer to solutions from manufacturers' technical support or users the contents may have differences in description, and readers are advised to take the original article as the standard.
4. If you have any questions, please contact us at marketing@iczoom.com and mark the subject with "Datasheets" .

## MSP-600

### New High Accuracy, Digitally Compensated EMI/RFI Protected Stainless Steel Isolated Pressure Transducer

ISO  
9001

- High Accuracy
- Low Cost OEM
- 100% Leak Proof

#### Features

High Accuracy  
Digitally Compensated  
One-piece Stainless Steel Construction  
Ranges up to 10,000 PSI or 700 BAR  
Amplified Outputs  
Wide Operating Temperature Range  
Low Pressure Configuration

#### Applications

Pumps and Compressors  
Hydraulic/Pneumatic Systems  
Off Road/Mobile Equipment  
Energy and Water Management  
Pressure Instrumentation  
Refrigeration Equipment  
Agriculture Equipment  
Train Braking Systems



#### Description

The MSP series pressure transducers set a new price-performance standard for low cost, high volume, commercial and industrial applications. This series is suitable for measurement of liquid or gas pressure, even for difficult media such as contaminated water, steam, and mildly corrosive fluids or gases.

The transducer pressure cavity is machined from a solid piece of 17-4 PH stainless steel. The standard version includes a 1/4" NPT pipe thread allowing a leak-proof, all metal sealed system. There are no "o"-rings, welds or organics exposed to the pressure media. The durability is excellent.

Measurement Specialties proprietary Microfused technology, derived from demanding aerospace applications, employs micromachined silicon piezoresistive strain gages, fused with high temperature glass to a stainless steel diaphragm. This approach achieves media compatibility simply and elegantly providing an exceptionally stable sensor without the p-n junctions of conventional micromachined sensors.

This product is geared to the OEM customer using medium to high volumes. The standard version is suitable for many applications, but the dedicated design team at our Transducer Engineering Center stands ready to provide a semi-custom design where the volume and application warrants.

■ 1% Total  
Error Band

■ No Leaks

■ No Welds

■ No "O" Rings

■ No Silicone Oil

NEW  
DIGITALLY  
COMPENSATED  
DESIGN

## SPECIFICATIONS

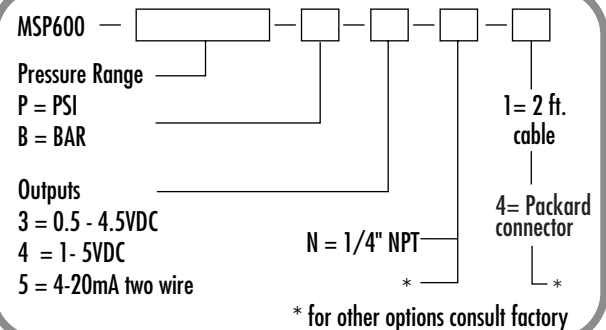
### Performance at 25°C (77°F):

Pressure range	0-25, 50, 75, 100, 250, 500, 1000, 2500, 5000, 7500, 10000 PSI (0-3, 6, 7, 17, 35, 70, 175, 350, 525, 700 BAR)	
<b>Accuracy, % of FS Span (combined linearity, hysteresis and repeatability)</b>	± 0.25% BSL, max (per ISA S37.2)	
Media compatibility	17-4 PH stainless steel (optional 316L stainless)	
Pressure cycles	10 million, minimum	
Pressure overload	2 times rated pressure	
Burst pressure	4 times full scale or 20,000 PSI, whichever is less	
Long term stability (1 year)	± 0.25% FS Span (Typical)	
<b>Electrical:</b>	<b>Ratiometric</b>	<b>Non-Ratiometric</b>
Supply voltage	4.75 to 5.25VDC	10 - 30VDC
Supply current	<10mA	<25mA
Output	0.5 to 4.5V, at 5V (3)	1 - 5V, three wires (4) 4 - 20mA, two wires (5)
Load impedance	> 100k Ohms for quoted performance for 4 - 20mA; 0.05(Vsupply-10)k Ohms (maximum)	
Bandwidth	DC to 1KHz (Typical)	
Standard connector options	Packard connector - Metri-pack 150, 3 pins Cable - 24" length (Additional connectors available upon request)	

## ENVIRONMENTAL

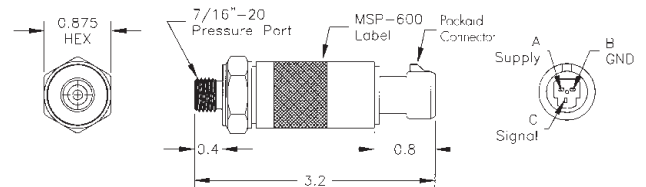
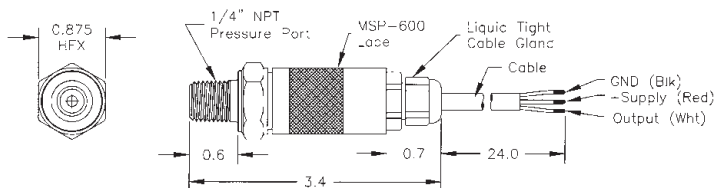
Operating temperature range	-40° to 100°C (125°C available, consult factory)
Compensated temperature range	-20° to 85°C (125°C available, consult factory)
<b>Total error band (over compensated temperature range)</b>	< ± 1% of FS (75-10,000 PSI) < ± 1.5% of FS (25-50 PSI)
Storage temperature range	-45° to 100°C
Shock	50g, 11 msec half sine shock per MIL standard 202F, method 213B, condition A
Vibration	±20g MIL-STD-810C, Procedure 514.2, Figure 514.2-2, curve L
EMI/RFI Immunity	EN 50081-2 EN 50082-2 (10V/M, 26-1000MHz) EN 61326 (Effective July 1, 2001)
Humidity	95% RH, condensing

## ORDERING



### Electrical Connections:

<b>Outputs:</b>	<b>3/4</b>	<b>5</b>
Red	+Supply	Red +Supply
Black	Ground	Black Output
White	Output	



Dimensions In Inches And Are Reference Only

UNITED STATES  
Measurement Specialties, Inc.  
PO Box 799  
Valley Forge, PA 19482  
Tel: (610) 650-1500 Fax: (610) 650-1509  
Email: sensors@msiusa.com  
Web site: www.msiusa.com

P/N: 2001317 10/00

**M**  
MEASUREMENT  
SPECIALTIES