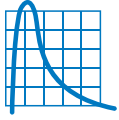


阅读申明

- 1.本站收集的数据手册和产品资料都来自互联网，版权归原作者所有。如读者和版权方有任何异议请及时告之，我们将妥善解决。
- 2.本站提供的中文数据手册是英文数据手册的中文翻译，其目的是协助用户阅读，该译文无法自动跟随原稿更新，同时也可能存在翻译上的不当。建议读者以英文原稿为参考以便获得更精准的信息。
- 3.本站提供的产品资料，来自厂商的技术支持或者使用者的心得体会等，其内容可能存在描述上的差异，建议读者做出适当判断。
- 4.如需与我们联系，请发邮件到marketing@iczoom.com，主题请标有“数据手册”字样。

Read Statement

1. The datasheets and other product information on the site are all from network reference or other public materials, and the copyright belongs to the original author and original published source. If readers and copyright owners have any objections, please contact us and we will deal with it in a timely manner.
2. The Chinese datasheets provided on the website is a Chinese translation of the English datasheets. Its purpose is for reader's learning exchange only and do not involve commercial purposes. The translation cannot be automatically updated with the original manuscript, and there may also be improper translations. Readers are advised to use the English manuscript as a reference for more accurate information.
3. All product information provided on the website refer to solutions from manufacturers' technical support or users the contents may have differences in description, and readers are advised to take the original article as the standard.
4. If you have any questions, please contact us at marketing@iczoom.com and mark the subject with "Datasheets" .



T H E R M O M E T R I C S
A C O M M I T M E N T T O E X C E L L E N C E

Inline Flow-Through Coolant Temperature Sensor (CTS)



for Automotive & Industrial Applications

The water temperature sensor monitors the temperature of the coolant that is being pumped around the engine block to cool the engine. This sensors purpose is to notify the driver of the vehicle if the engine starts to overheat. The goal is to relay an over temperature engine temperature to the driver so that the vehicle can be stopped and the engine switched off before any permanent damage to the engine is done.

Applications

- Engine Coolant Temperature
- Battery Pack Coolant Line Temperature
- Process flow measurement
- HVAC water management
- Appliance

Features

- High Sensitivity
- Fast Response Time
- Wide Application Range
- Compact Design
- SAE J-1231 Interface
- USCAR Sealed Connection System



Amphenol
Advanced Sensors

CTS Specifications

R @ 77°F (25°C)

10 KΩ ± 1.5%

B (25/85)°C

3957 – 3990

Operating Temperature

-40°F to 248°F (-40°C to 120°C)

Storage Temperature

-40°F to 302°F (-40°C to 150°C)

Response Time

~15 seconds in flowing water

Housing Material

Polyamide 6/6

Weight

~14 grams

Mating Connector

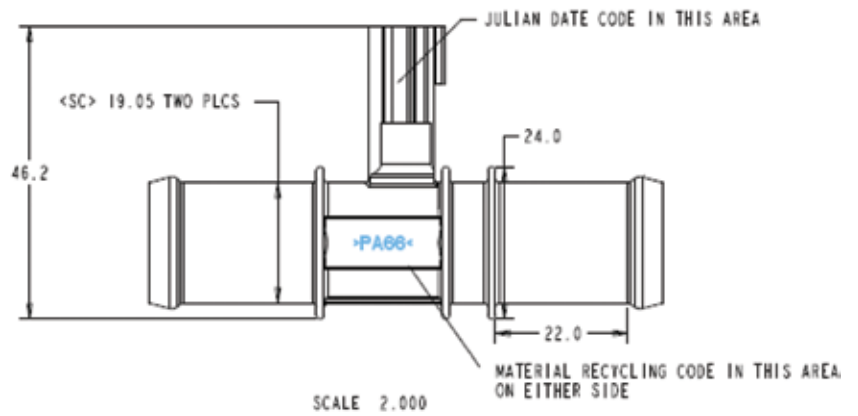
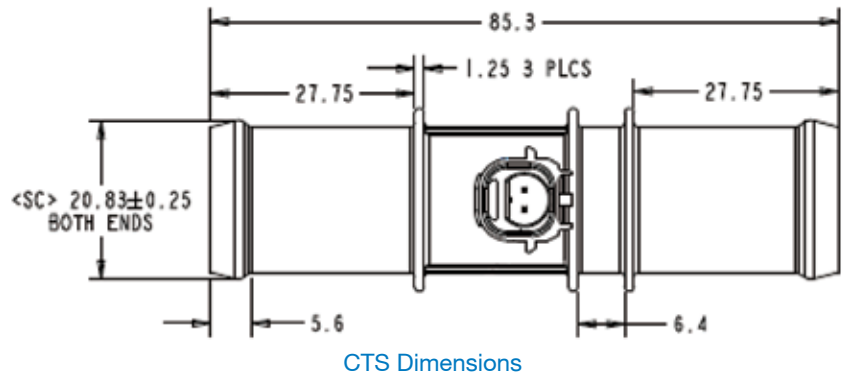
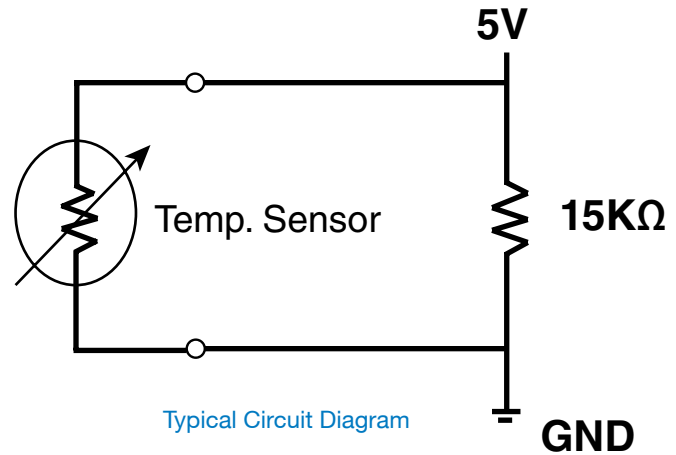
US Car 064-S-002-1 –Z02 Index Option "A"

Mechanical

Tube Internal and External Dimensions & Tolerances to meet SAE J-1231 for -12 hose size

Part Number

GE-1935



RvT Table		
Temp (°C)	R _{nom} (Ω)	Tol (±)
-40	332776	5.95%
-20	96481	4.24%
-10	55109	3.46%
0	32566	2.71%
10	19869	2.19%
20	12486	1.72%
25	10000	1.50%
40	5331	2.11%
50	3606	2.47%
60	2490	2.84%
70	1754	3.16%
85	1071	3.58%
100	678.1	5.56%
120	338.2	7.00%

Amphenol
Advanced Sensors

www.amphenol-sensors.com

© 2015 Amphenol Corporation. All Rights Reserved. Specifications are subject to change without notice.

AAS-920-657A - 07/2015