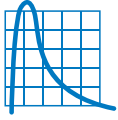


阅读申明

- 1.本站收集的数据手册和产品资料都来自互联网，版权归原作者所有。如读者和版权方有任何异议请及时告之，我们将妥善解决。
- 2.本站提供的中文数据手册是英文数据手册的中文翻译，其目的是协助用户阅读，该译文无法自动跟随原稿更新，同时也可能存在翻译上的不当。建议读者以英文原稿为参考以便获得更精准的信息。
- 3.本站提供的产品资料，来自厂商的技术支持或者使用者的心得体会等，其内容可能存在描述上的差异，建议读者做出适当判断。
- 4.如需与我们联系，请发邮件到marketing@iczoom.com，主题请标有“数据手册”字样。


Read Statement

1. The datasheets and other product information on the site are all from network reference or other public materials, and the copyright belongs to the original author and original published source. If readers and copyright owners have any objections, please contact us and we will deal with it in a timely manner.
2. The Chinese datasheets provided on the website is a Chinese translation of the English datasheets. Its purpose is for reader's learning exchange only and do not involve commercial purposes. The translation cannot be automatically updated with the original manuscript, and there may also be improper translations. Readers are advised to use the English manuscript as a reference for more accurate information.
3. All product information provided on the website refer to solutions from manufacturers' technical support or users the contents may have differences in description, and readers are advised to take the original article as the standard.
4. If you have any questions, please contact us at marketing@iczoom.com and mark the subject with "Datasheets" .



T H E R M O M E T R I C S
A C O M M I T M E N T T O E X C E L L E N C E

A-1737 Motor Coil Temperature Sensor



This sensor is used on a starter generator to provide temperature measurement of the motor coil. Typically mounted on the neutral bar, it detects increases in current that would indicate a failure that could lead to a stall. The sensor can also be used to monitor the motor windings temperature and warn of an over-temperature condition.

Applications

- EV / HEV motor coil
- HVACR motor protection
- Industrial automation and control

Features

- High accuracy and long term stability
- Existing field proven design
- Weld connections covered by PTFE Heat Shrink
- Meets the temperature and vibration demands of EV and HEV traction motors
- Alternate RvT (resistance versus temperature) curves available
- Custom packages available to meet various motor configurations.
- A variety of terminal and connector options

Amphenol
Advanced Sensors

Specifications

R @ 25°C

30,000 ohms ±5%

R @ 210°C

155.45 ohms ±11.5%

B (25/85)

3974

Operating Temperature Range

-40°C to 210°C

Storage Temperature Range

-40°C to 225°C

Temperature Accuracy

1.53°C at -40°C

1.25°C at 25°C

6.23°C at 210°C

Response time

7 seconds liquid to liquid

Housing Material

Axial leaded glass NTC thermistor

Terminal

Molex Terminal 33011-3001

NTC Part Number

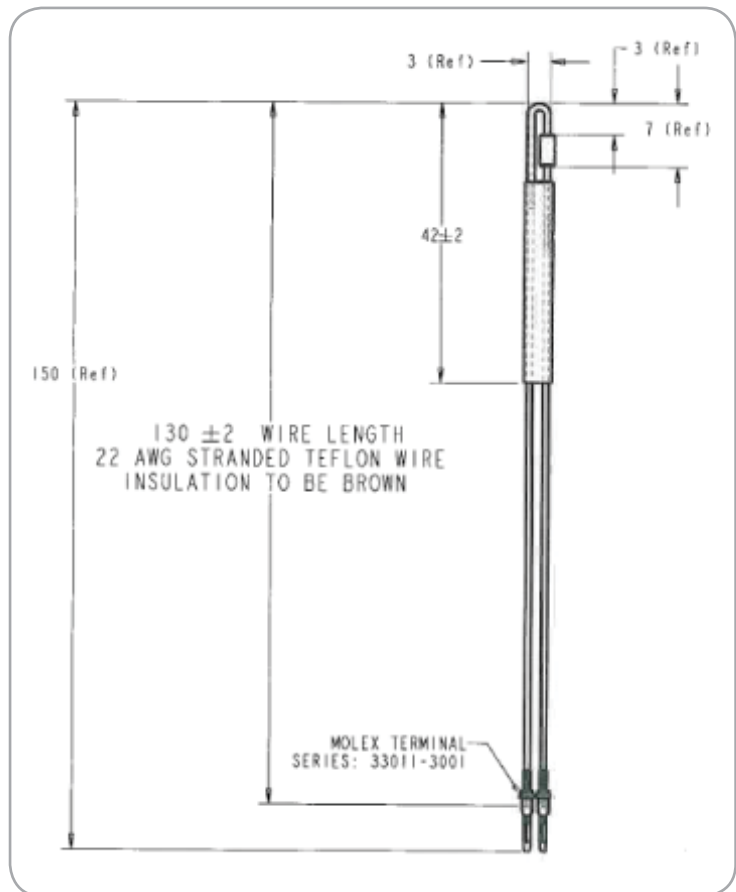
AL03006-17.53-98-G2

Weight

2 grams

Ordering Code

A-1737



Resistance vs. Temperature Data

Resistance = 30000 Ohms at 25 °C Rtol. @ 25°C 5.0%

Temp. (°C)	Rnominal (ohms)	Res. Tol. ±%	Rmin. (Ohms)	Rmax. (Ohms)
-40.00	965,530	10.0	869,073	1,061,986
0	96,248	6.5	89,982	102,504
20	37,386	5.3	35,409	39,365
25	30,000	5.0	28,500	31,500
50	10,851	6.4	10,154	11,548
175	310.05	10.7	276.93	343.16
210	155.40	11.5	137.60	173.30

Amphenol
Advanced Sensors

www.amphenol-sensors.com

© 2015 Amphenol Corporation. All Rights Reserved. Specifications are subject to change without notice. Other company names and product names used in this document are the registered trademarks or trademarks of their respective owners.

AAS-920-540B-12/2015