

阅读申明


- 1.本站收集的数据手册和产品资料都来自互联网，版权归原作者所有。如读者和版权方有任何异议请及时告之，我们将妥善解决。
- 2.本站提供的中文数据手册是英文数据手册的中文翻译，其目的是协助用户阅读，该译文无法自动跟随原稿更新，同时也可能存在翻译上的不当。建议读者以英文原稿为参考以便获得更精准的信息。
- 3.本站提供的产品资料，来自厂商的技术支持或者使用者的心得体会等，其内容可能存在描述上的差异，建议读者做出适当判断。
- 4.如需与我们联系，请发邮件到marketing@iczoom.com，主题请标有“数据手册”字样。

Read Statement

1. The datasheets and other product information on the site are all from network reference or other public materials, and the copyright belongs to the original author and original published source. If readers and copyright owners have any objections, please contact us and we will deal with it in a timely manner.
2. The Chinese datasheets provided on the website is a Chinese translation of the English datasheets. Its purpose is for reader's learning exchange only and do not involve commercial purposes. The translation cannot be automatically updated with the original manuscript, and there may also be improper translations. Readers are advised to use the English manuscript as a reference for more accurate information.
3. All product information provided on the website refer to solutions from manufacturers' technical support or users the contents may have differences in description, and readers are advised to take the original article as the standard.
4. If you have any questions, please contact us at marketing@iczoom.com and mark the subject with "Datasheets" .

10/100BASE-TX TRANSFORMER MODULES

For Auto MDI/MDIX Applications



- RoHS peak reflow temperature rating 245°C
- Symmetrical transmit and receive channels for Auto MDI/MDIX capability
- Approved for use with the Broadcom BCM5226 and Level One LXT9784
- Meets IEEE 802.3 specification

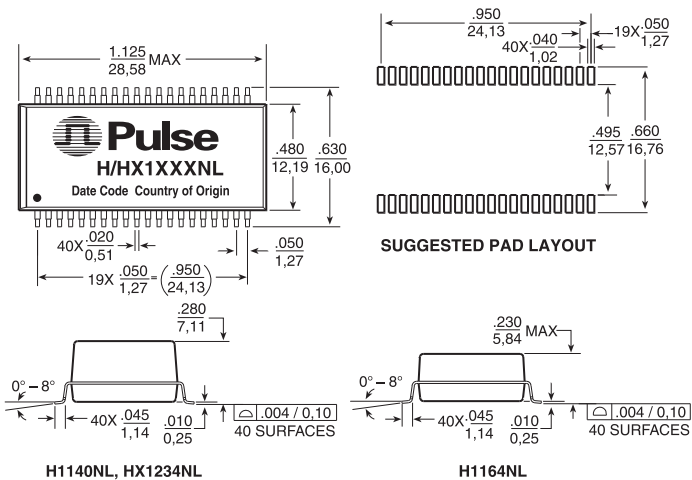
Electrical Specifications @ 25°C — Operating Temperature 0°C to 70°C

RoHS Compliant Part Number ²	Insertion Loss (MAX)	Return Loss (dB MIN)				Crosstalk (dB MIN)				Differential to Common Mode Rejection (dBMIN)		Hipot (Vrms MIN)
		0.1-100 MHz	2-30 MHz	40 MHz	50 MHz	60-80 MHz	1 kHz	30 MHz	60 MHz	100 MHz	1-60 MHz	
H1140NL ^{3c}	-1.0	-18	-14.4	-13.1	-12	-65	-50	-40	-35	-40	-35	1500
H1141NL ^{3c}	-1.0	-18	-14.4	-13.1	-12	-65	-50	-40	-35	-40	-35	1500
H1164NL ^{3d}	-1.0	-18	-14.4	-13.1	-12	-55	-45	-40	-33	-37	-25	1500
HX1234NL ^{1,3c}	-1.4	-18	-14.4	-13.1	-12	-55	-45	-40	-33	-37	-25	1500

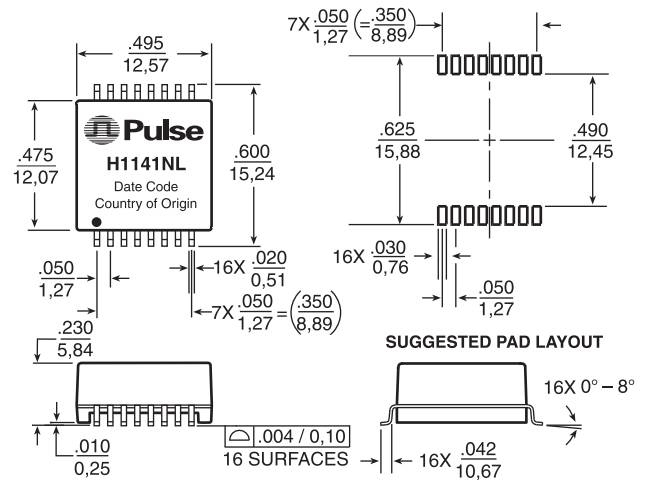
- Operating Temperature -40°C to +85°C C_{ww}
- For Tape & Reel packaging, add a "T" suffix to the end of the part number when ordering, (Ex: H1164NLT)
- MSL = Moisture Sensitivity Level a=1 b=2 c=3 d=4

Mechanicals

H1140NL, H1164NL, HX1234NL



H1141NL



Weight 4.8 grams
Tape & Reel 250/reel
Tube 15/tube

Weight 1 gram
Tape & Reel 350/reel
Tube 35/tube

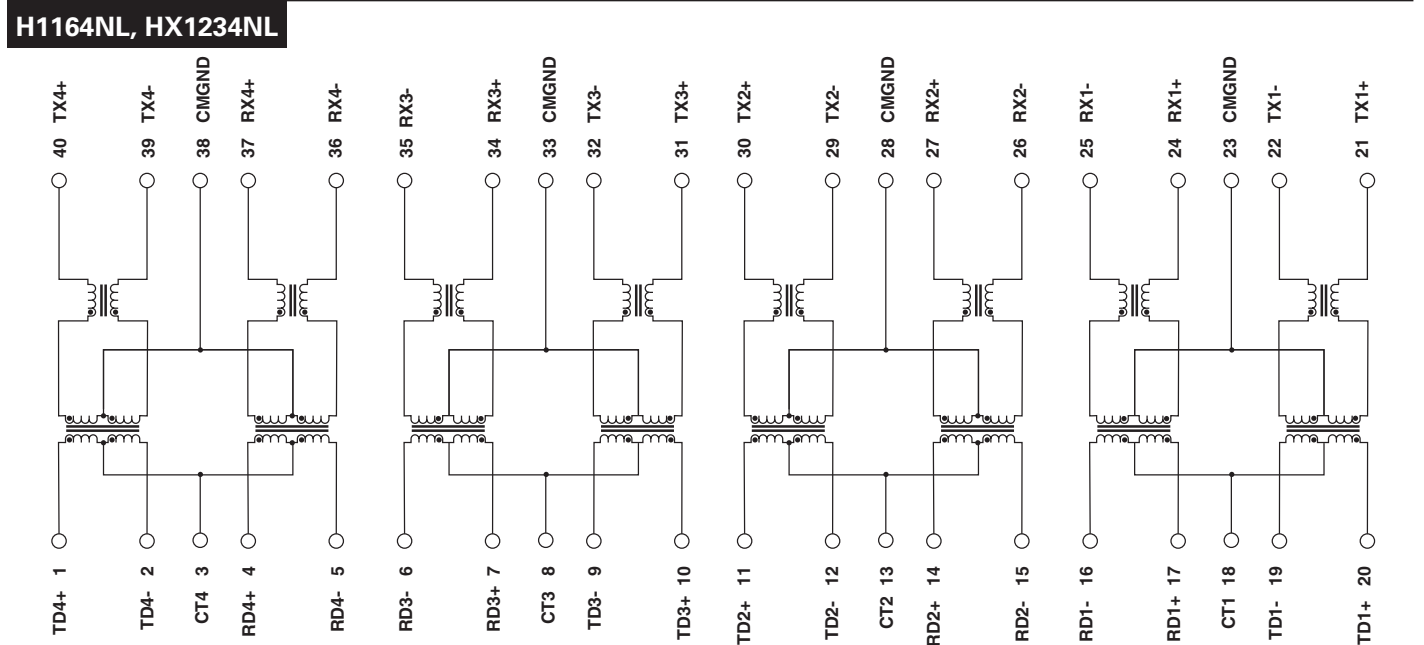
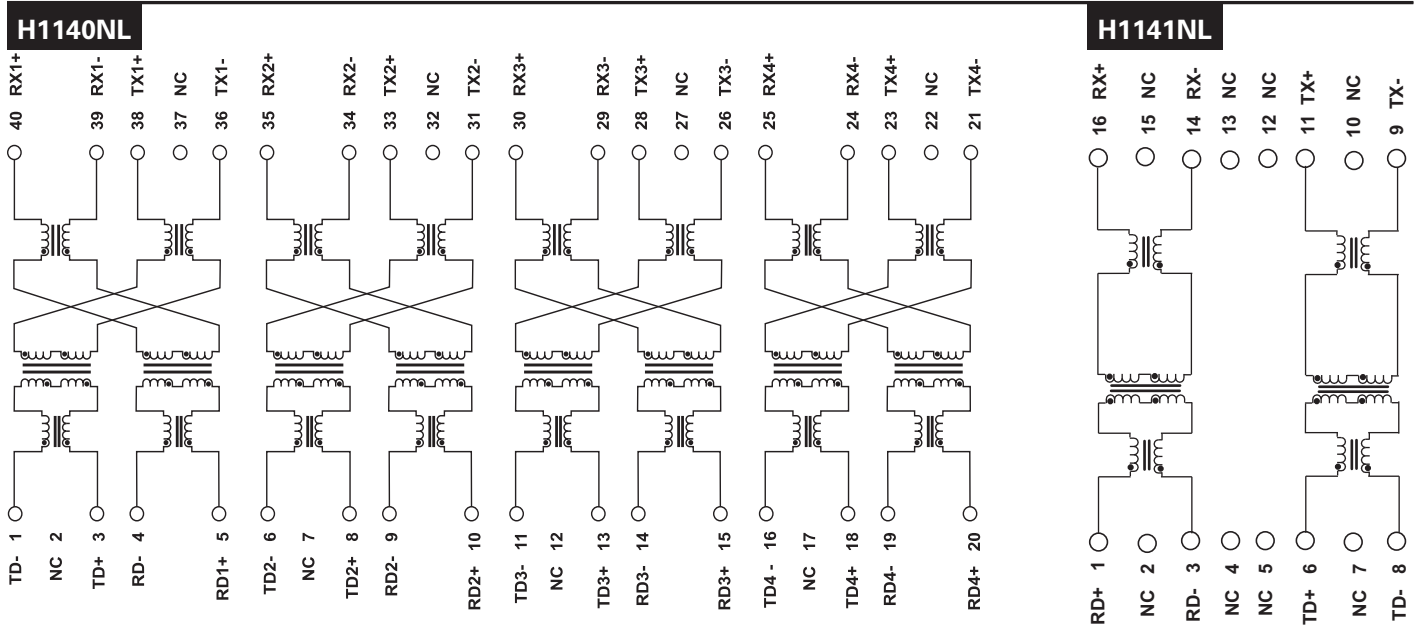
Dimensions: $\frac{\text{Inches}}{\text{mm}}$ Unless otherwise specified, all tolerances are $\pm \frac{.010}{.025}$

10/100BASE-TX TRANSFORMER MODULES

For Auto MDI/MDIX Applications



Schematics



For More Information:

<p>Pulse Worldwide Headquarters 12220 World Trade Dr. San Diego, CA 92128 U.S.A.</p> <p>www.pulseeng.com Tel: 858 674 8100 Fax: 858 674 8262</p>	<p>Pulse Europe Einsteinstrasse 1 D-71083 Herrenberg Germany</p> <p>Tel: 49 7032 7806 0 Fax: 49 7032 7806 135</p>	<p>Pulse China Headquarters B402, Shenzhen Academy of Aerospace Technology Bldg. 10th Kejinan Rd. High-Tech Zone Nanshan District Shenzhen, PR China 518057</p> <p>Tel: 86 755 33966678 FAX: 86 755 33966700</p>	<p>Pulse North China Room 1503 XinYin Building No. 888 YiShan Rd. Shanghai 200233 China</p> <p>Tel: 86 21 54643211/2 Fax: 86 21 54643210</p>	<p>Pulse South Asia 135 Joo Seng Rd. #03-02 PM Industrial Bldg. Singapore 368363</p> <p>TEL: 65 6287 8998 FAX: 65 6280 0080</p>	<p>Pulse North Asia No. 26, Kao Ching Rd. Yang Mei Chen Taoyuan Hsien Taiwan R. O. C.</p> <p>Tel: 886 3 4643715 Fax: 886 3 4641911</p>
--	--	---	---	--	---

Performance warranty of products offered on this data sheet is limited to the parameters specified. Data is subject to change without notice. Other brand and product names mentioned herein may be trademarks or registered trademarks of their respective owners.
© Copyright, 2009. Pulse Engineering, Inc. All rights reserved.