

阅读申明


- 1.本站收集的数据手册和产品资料都来自互联网，版权归原作者所有。如读者和版权方有任何异议请及时告之，我们将妥善解决。
- 2.本站提供的中文数据手册是英文数据手册的中文翻译，其目的是协助用户阅读，该译文无法自动跟随原稿更新，同时也可能存在翻译上的不当。建议读者以英文原稿为参考以便获得更精准的信息。
- 3.本站提供的产品资料，来自厂商的技术支持或者使用者的心得体会等，其内容可能存在描述上的差异，建议读者做出适当判断。
- 4.如需与我们联系，请发邮件到marketing@iczoom.com，主题请标有“数据手册”字样。






Read Statement

1. The datasheets and other product information on the site are all from network reference or other public materials, and the copyright belongs to the original author and original published source. If readers and copyright owners have any objections, please contact us and we will deal with it in a timely manner.
2. The Chinese datasheets provided on the website is a Chinese translation of the English datasheets. Its purpose is for reader's learning exchange only and do not involve commercial purposes. The translation cannot be automatically updated with the original manuscript, and there may also be improper translations. Readers are advised to use the English manuscript as a reference for more accurate information.
3. All product information provided on the website refer to solutions from manufacturers' technical support or users the contents may have differences in description, and readers are advised to take the original article as the standard.
4. If you have any questions, please contact us at marketing@iczoom.com and mark the subject with "Datasheets" .

10GBASE-T MAGNETICS MODULES

Designed to Support 10GBASE-T Transceivers



-  Compliant with IEEE 802.3 standard
-  Qualified with top 10Gig PHY Manufacturer
-  RoHS peak reflow temperature rating: 245°C
-  Low profile package for PCI Express
-  Fine-tuned magnetics to specific PHY vendors

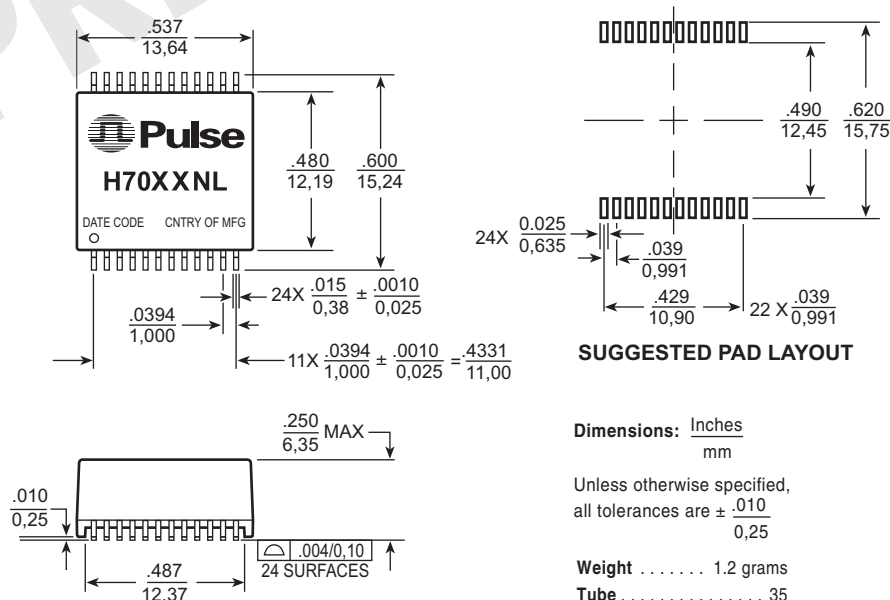
Electrical Specifications @ 25°C — Operating Temperature 0°C to 70°C

RoHS Compliant Part Number	Insertion Loss (dB or better)		Return Loss (dB or better)		Common to Differential Mode Rejection (dB or better)		Crosstalk (dB or better)		Hipot (VRMS MIN)
	100 kHz	1-500 MHz	1-40 MHz	40-500 MHz	1-250 MHz	250-500 MHz	1-100 MHz	100-500 MHz	
H7001NL	-3.0	-1.0 (-0.6 dB TYP)	-18	-17+ 10*LOG(f/40)	-30	-22	-40	-30	1500
H7018NL	-3.0	-1.0 (-0.6 dB TYP)	-18	-17+ 10*LOG(f/40)	-30	-22	-40	-30	1500
H7019NL	-3.0	-1.0 (-0.6 dB TYP)	-18	-17+ 10*LOG(f/40)	-30	-22	-40	-30	1500
H7500NL	-3.0	-1.0 (-0.6 dB TYP)	-18	-17+ 10*LOG(f/40)	-30	-22	-40	-30	1500
H7800NL	-3.0	-1.0 (-0.6 dB TYP)	-18	-17+ 10*LOG(f/40)	-30	-22	-40	-30	1500

1. For Tape & Reel packaging, add a "T" suffix at the end of the part number, e.g. H7001NLT.

Mechanicals

H7001NL, H7018NL, H7019NL

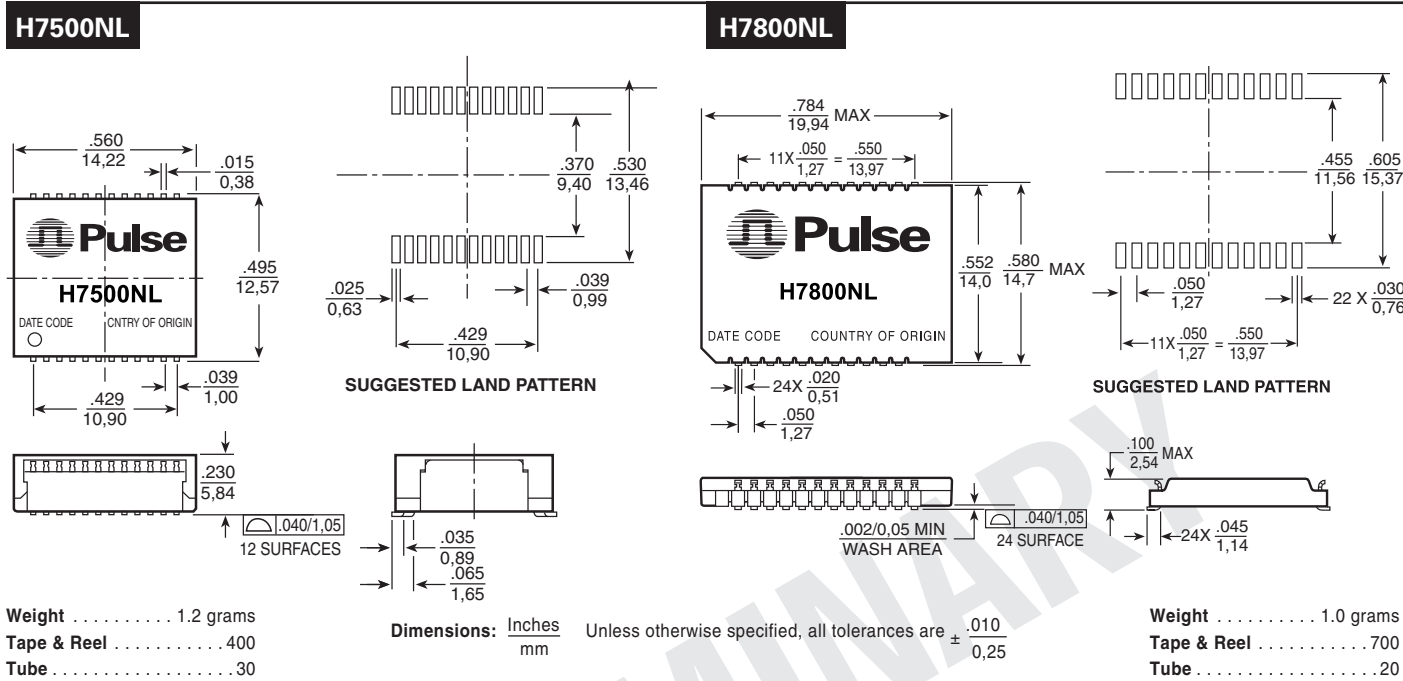


10GBASE-T MAGNETICS MODULES

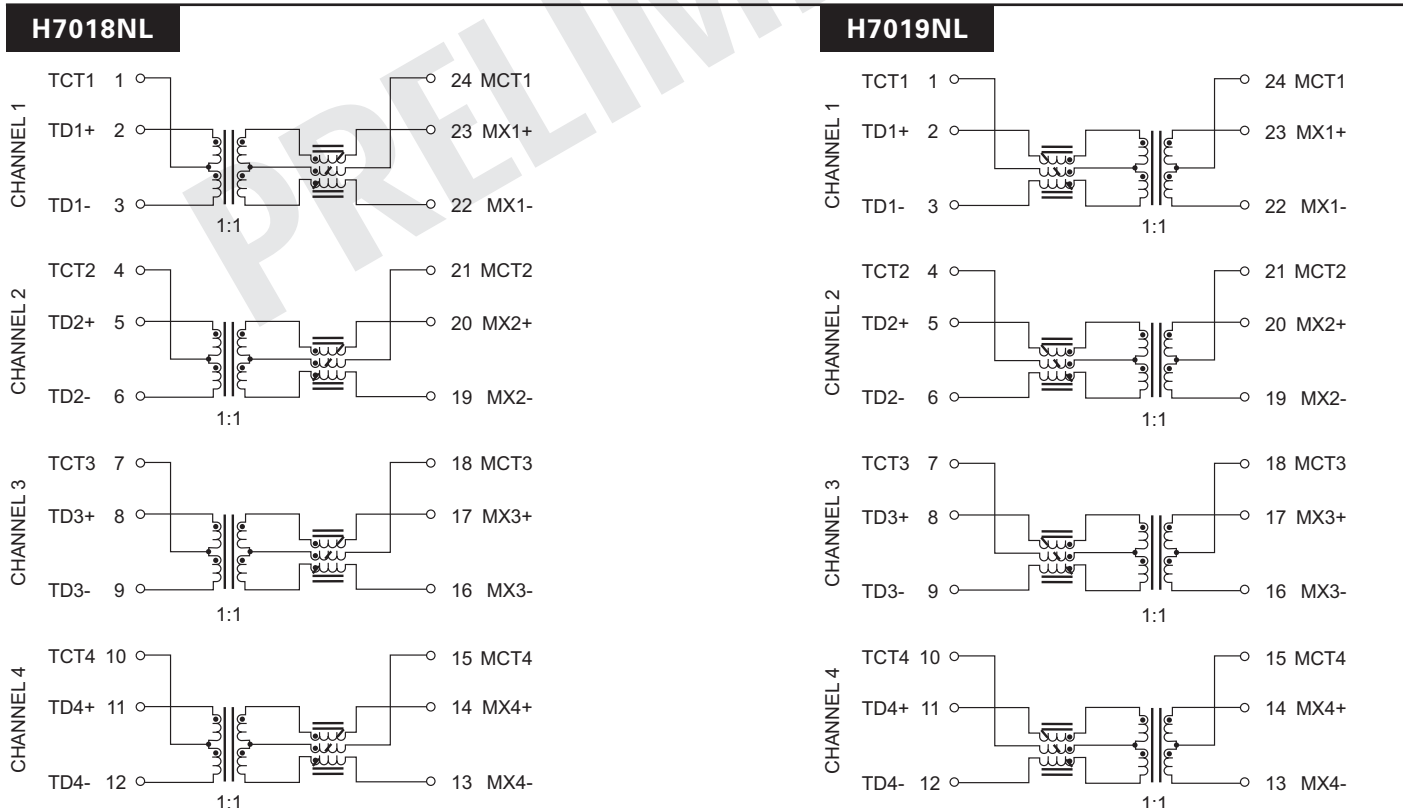
Designed to Support 10GBASE-T Transceivers



Mechanicals (continued)



Schematic



10GBASE-T MAGNETICS MODULES

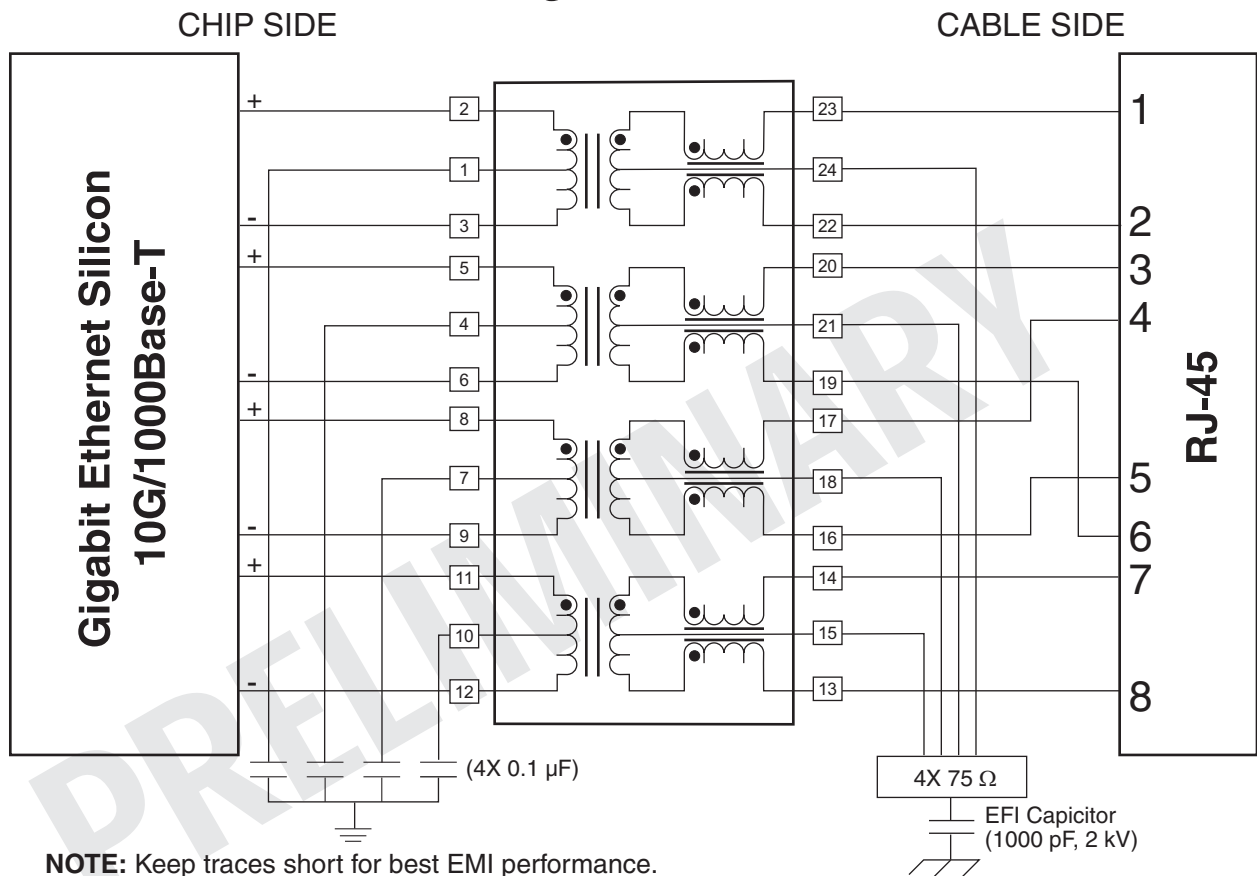
Designed to Support 10GBASE-T Transceivers



Application Circuit

H7001NL, H7500NL, H7800NL

Gigabit Circuit



The above circuit is a simple interface for a gigabit transformer connection between the silicon and connector. It is highly recommended that the cable side center taps of each transformer be terminated to 75 Ω resistors and that the four center taps be terminated to an EFI capacitor prior to ground termination.

For More Information:

Pulse Worldwide Headquarters	Pulse Europe	Pulse China Headquarters	Pulse North China	Pulse South Asia	Pulse North Asia
12220 World Trade Dr. San Diego, CA 92128 U.S.A.	Zeppelinstrasse 15 D-71083 Herrenberg Germany	B402, Shenzhen Academy of Aerospace Technology Bldg. 10th Kejinan Rd. High-Tech Zone Nanshan District Shenzhen, PR China 518057	Room 2704/2705 Super Ocean Finance Ctr. 2067 Yan An Rd. West Shanghai 200336 China	135 Joo Seng Rd. #03-02 PM Industrial Bldg. Singapore 368363	3F, No. 198 Zhongyuan Rd. Zhongli City Taoyuan County 320 Taiwan R. O. C.
www.pulseeng.com Tel: 858 674 8100 Fax: 858 674 8262	Tel: 49 7032 7806 0 Fax: 49 7032 7806 135	Tel: 86 755 33966678 Fax: 86 755 33966700	Tel: 86 21 62787060 Fax: 86 2162786973	Tel: 65 6287 8998 Fax: 65 6287 8998	Tel: 886 3 4356768 Fax: 886 3 4356823 (Pulse) Fax: 886 3 4356820 (FRE)

Performance warranty of products offered on this data sheet is limited to the parameters specified. Data is subject to change without notice. Other brand and product names mentioned herein may be trademarks or registered trademarks of their respective owners.

© Copyright, 2009. Pulse Engineering, Inc. All rights reserved.