

阅读申明


- 1.本站收集的数据手册和产品资料都来自互联网，版权归原作者所有。如读者和版权方有任何异议请及时告之，我们将妥善解决。
- 2.本站提供的中文数据手册是英文数据手册的中文翻译，其目的是协助用户阅读，该译文无法自动跟随原稿更新，同时也可能存在翻译上的不当。建议读者以英文原稿为参考以便获得更精准的信息。
- 3.本站提供的产品资料，来自厂商的技术支持或者使用者的心得体会等，其内容可能存在描述上的差异，建议读者做出适当判断。
- 4.如需与我们联系，请发邮件到marketing@iczoom.com，主题请标有“数据手册”字样。




Read Statement

1. The datasheets and other product information on the site are all from network reference or other public materials, and the copyright belongs to the original author and original published source. If readers and copyright owners have any objections, please contact us and we will deal with it in a timely manner.
2. The Chinese datasheets provided on the website is a Chinese translation of the English datasheets. Its purpose is for reader's learning exchange only and do not involve commercial purposes. The translation cannot be automatically updated with the original manuscript, and there may also be improper translations. Readers are advised to use the English manuscript as a reference for more accurate information.
3. All product information provided on the website refer to solutions from manufacturers' technical support or users the contents may have differences in description, and readers are advised to take the original article as the standard.
4. If you have any questions, please contact us at marketing@iczoom.com and mark the subject with "Datasheets" .

1000BASE-T MAGNETICS MODULES

Designed to Support 1:1 Turns Ratio Transceivers



-  RoHS-5 peak reflow temperature rating 235°C
-  RoHS-6 peak reflow temperature rating 245°C
-  Meets IEEE 802.3 specification

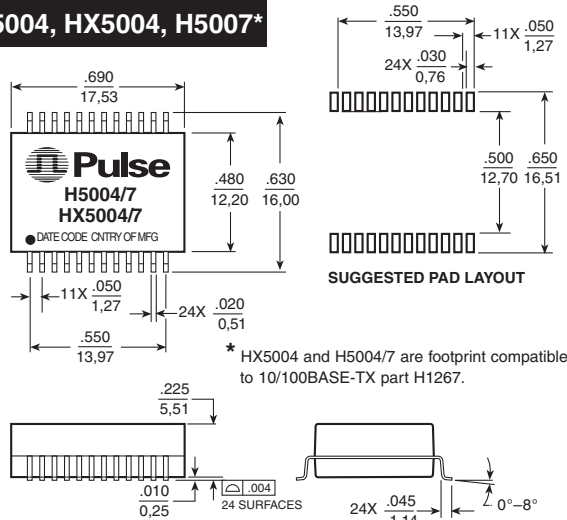
Electrical Specifications @ 25°C — Operating Temperature 0°C to 70°C

RoHS-5 ⁴ Compliant Part Number	RoHS-6 ⁵ Compliant Part Number	Number of Ports	Insertion Loss (dB MAX)	Return Loss (dB MIN)					Differential to Common Mode Rejection (dB MIN)			Crosstalk (dB MIN)			Hipot (V _{RMS} MIN)
				1-100MHz	1-30MHz	40MHz	50MHz	60-80MHz	100MHz	30MHz	60MHz	100MHz	30MHz	60MHz	
H5004 ^{3c}	H5004NL ^{3d}	1	1	-18	-18	-16	-12	-10	-43	-37	-33	-43	-37	-33	1500
HX5004 ^{1,3c}	HX5004NL ^{1,3d}	1	1	-18	-18	-16	-12	-10	-43	-37	-33	-43	-37	-33	1500
H5007 ^{3c}	H5007NL ^{3d}	1	1	-18	-18	-16	-12	-10	-43	-37	-33	-43	-37	-33	1500
H5008 ^{3a}	H5008NL ^{3a}	1	1	-18	-18	-16	-12	-10	-43	-37	-33	-43	-37	-33	1500
HX5008 ^{1,3a}	HX5008NL ^{1,3a}	1	1	-18	-18	-16	-12	-10	-43	-37	-33	-43	-37	-33	1500
H5009 ^{3a}	H5009NL ^{3a}	1	1	-18	-18	-16	-12	-10	-43	-37	-33	-43	-37	-33	1500
H5012 ^{3a}	H5012NL ^{3a}	2	1.4	-16	-14.4	-13.1	-12	-10	-45	-40	-35	-43.5	-37.5	-33	1500
H5014 ^{3a}	H5014NL ^{3a}	2	1.4	-16	-14.4	-13.1	-12	-10	-45	-40	-35	-43.5	-37.5	-33	1500
HX5014 ^{1,3a}	HX5014NL ^{1,3a}	2	1.4	-16	-14.4	-13.1	-12	-10	-45	-40	-35	-43.5	-37.5	-33	1500
H5015 ^{3a}	H5015NL ^{3a}	1	1	-18	-18	-16	-12	-10	-43	-37	-33	-43	-37	-33	1500
H5020 ^{3a}	H5020NL ^{3a}	2	1	-18	-14.4	-13.1	-12	-10	-40	-35	-30	-40	-33	-28	1500
HX5020 ^{1,3a}	HX5020NL ^{1,3a}	2	1	-18	-14.4	-13.1	-12	-10	-40	-35	-30	-40	-33	-28	1500
H5089 ^{3a}	H5089NL ^{3a}	2	1.4	-16	-14.4	-13.1	-12	-10	-45	-40	-35	-43.5	-37.5	-33	1500

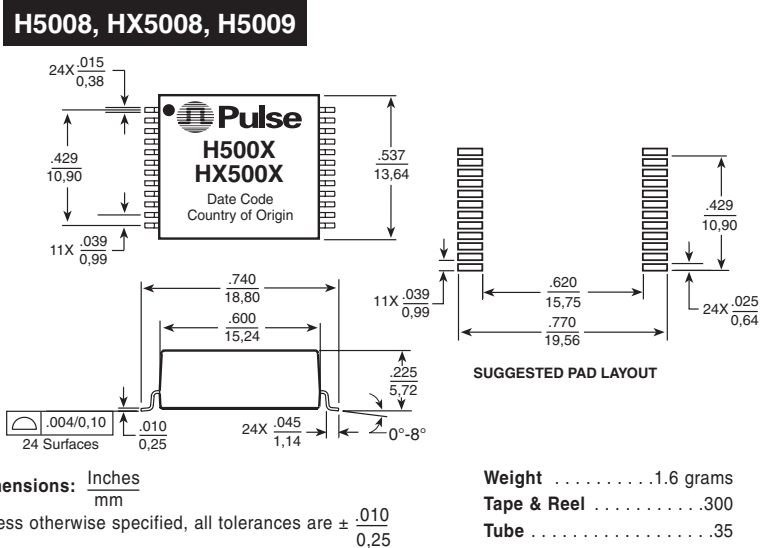
- HX:** Extended temperature version -40°C to +85°C
- For Tape & Reel packaging, add a "T" suffix at the end of the part number, e.g. H5007T.
- MSL=Moisture Sensitivity Level: a=1 b=2 c=3 d=4
- RoHS-5:** Product does not contain 5 out of the 6 banned substances specified in the RoHS directive (product contains lead in applications considered solder).
- RoHS-6:** Product does not contain 5 out of the 6 banned substances specified in the RoHS directive. Some internal connections may contain lead in high-temperature solder (solder alloys containing more than 85% lead)

Mechanicals

H5004, HX5004, H5007*



H5008, HX5008, H5009



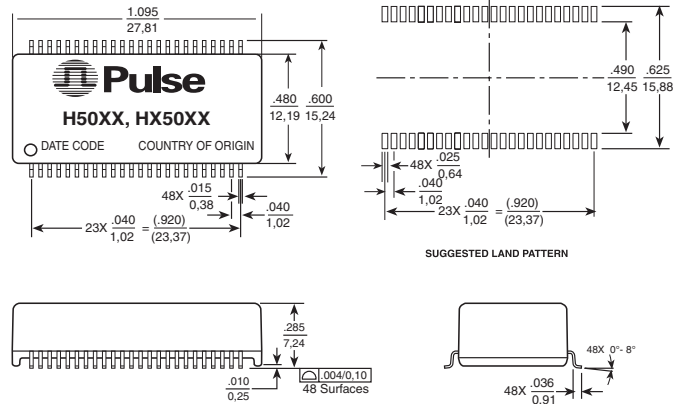
1000BASE-T MAGNETICS MODULES

Designed to Support 1:1 Turns Ratio Transceivers



Mechanicals (continued)

H5012, H5014, HX5014, H5089

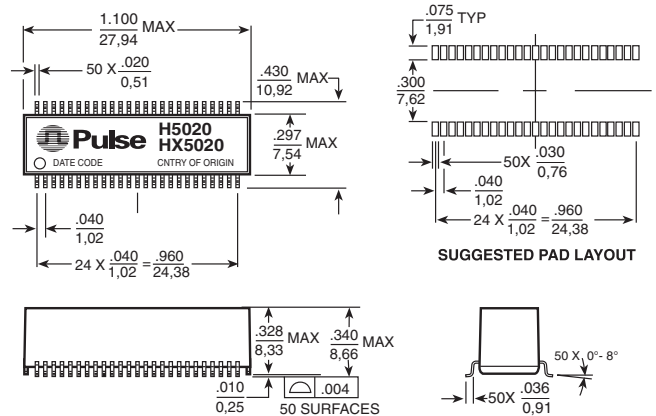


Weight 4.0 grams
Tape & Reel250/reel
Tube15/tube

Dimensions: $\frac{\text{Inches}}{\text{mm}}$

Unless otherwise specified, all tolerances are $\pm \frac{.010}{0,25}$

H5020, HX5020

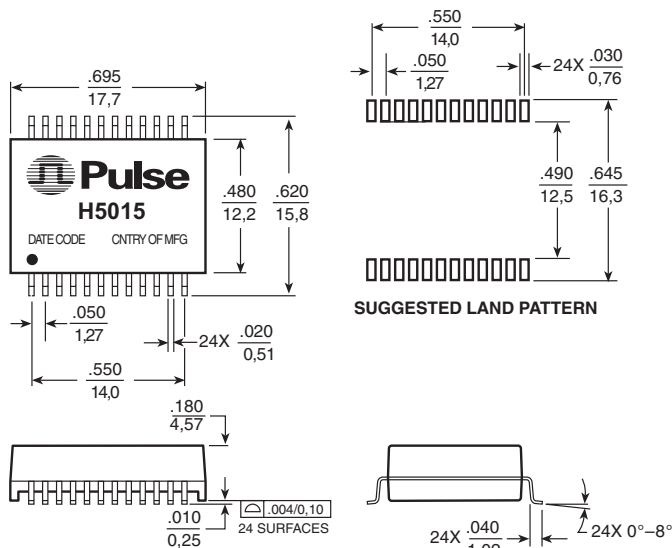


Weight 1.6 grams
Tape & Reel250/reel
Tube15/tube

Mechanicals (continued)

Schematics

H5015

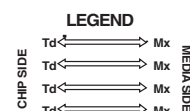
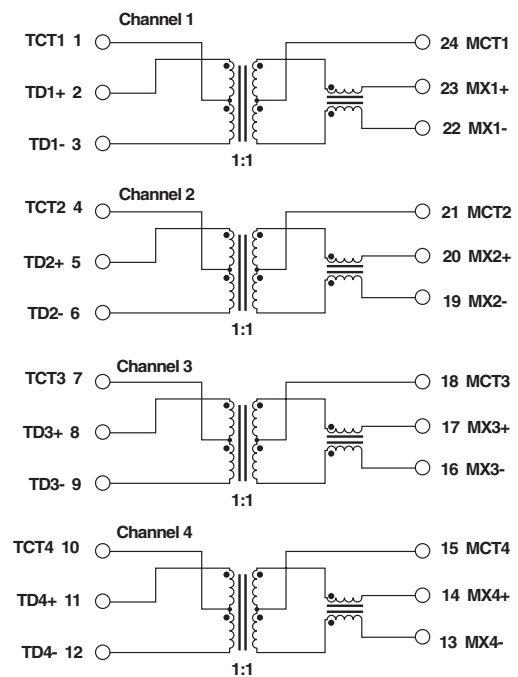


Weight 1.5 grams
Tape & Reel400/reel

Dimensions: $\frac{\text{Inches}}{\text{mm}}$

Unless otherwise specified, all tolerances are $\pm \frac{.005}{0,13}$

H5004, HX5004, H5009



1000BASE-T MAGNETICS MODULES

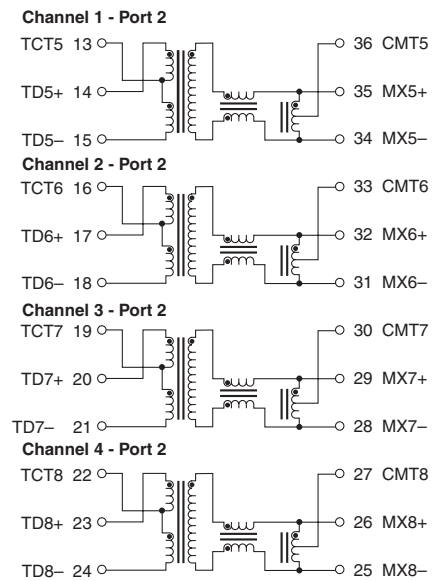
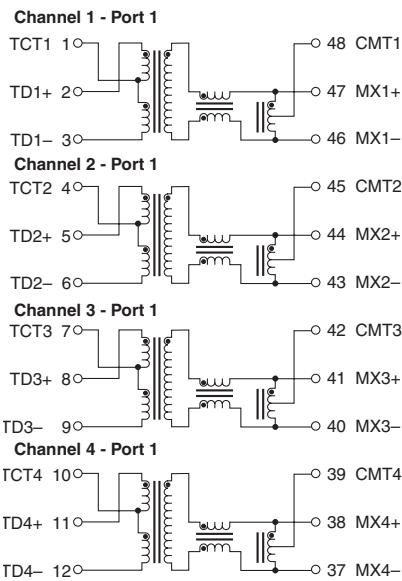
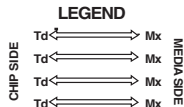
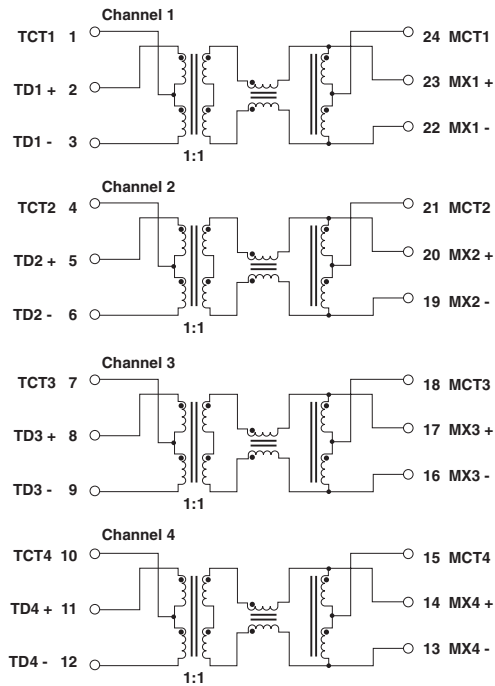
Designed to Support 1:1 Turns Ratio Transceivers



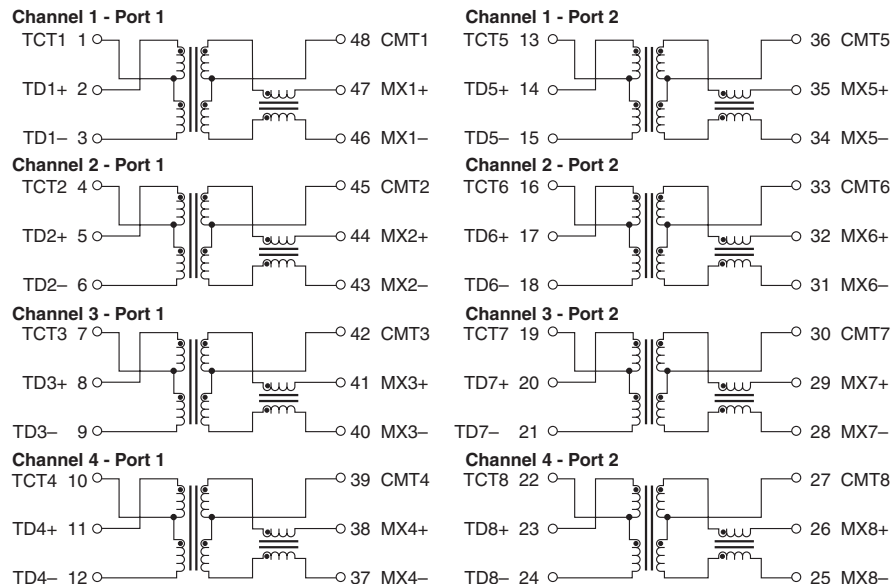
Schematics (continued)

H5007*, H5008, HX5008, H5015

H5012, H5089



H5014, HX5014



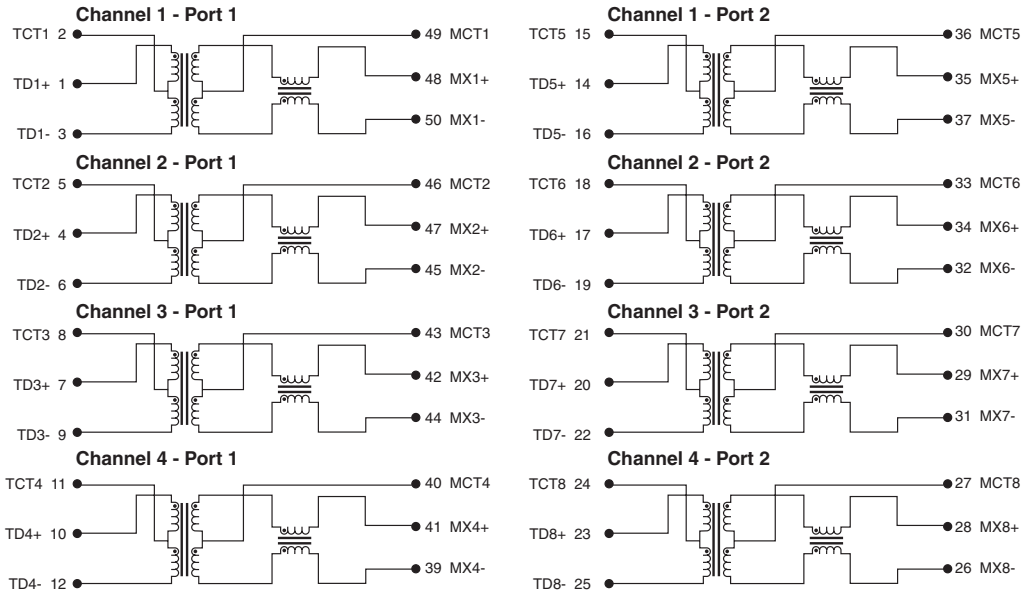
1000BASE-T MAGNETICS MODULES

Designed to Support 1:1
Turns Ratio Transceivers



Schematics (continued)

H5020, HX5020



For More Information:

Pulse Worldwide Headquarters

12220 World Trade Dr.
San Diego, CA 92128
U.S.A.

www.pulseeng.com

Tel: 858 674 8100
Fax: 858 674 8262

Pulse Europe

Einsteinstrasse 1
D-71083 Herrenberg
Germany

Tel: 49 7032 7806 0
Fax: 49 7032 7806 135

Pulse China Headquarters

B402, Shenzhen Academy of
Aerospace Technology Bldg.
10th Kejinan Rd.
High-Tech Zone
Nanshan District
Shenzhen, PR China 518057

TEL: 86 755 33966678
FAX: 86 755 33966700

Pulse North China

Room 1503
XinYin Building
No. 888 YiShan Rd.
Shanghai 200233
China

Tel: 86 21 54643211/2
Fax: 86 21 54643210

Pulse South Asia

150 Kampong Ampat
#07-01/02
KA Centre
Singapore 368324

Tel: 65 6287 8998
Fax: 65 6280 0080

Pulse North Asia

No. 26, Kao Ching Rd.
Yang Mei Chen
Taoyuan Hsien
Taiwan
R. O. C.

Tel: 886 3 4643715
Fax: 886 3 4641911

Performance warranty of products offered on this data sheet is limited to the parameters specified. Data is subject to change without notice. Other brand and product names mentioned herein may be trademarks or registered trademarks of their respective owners.

© Copyright, 2008. Pulse Engineering, Inc. All rights reserved.