

## 阅读申明


- 1.本站收集的数据手册和产品资料都来自互联网，版权归原作者所有。如读者和版权方有任何异议请及时告之，我们将妥善解决。
- 2.本站提供的中文数据手册是英文数据手册的中文翻译，其目的是协助用户阅读，该译文无法自动跟随原稿更新，同时也可能存在翻译上的不当。建议读者以英文原稿为参考以便获得更精准的信息。
- 3.本站提供的产品资料，来自厂商的技术支持或者使用者的心得体会等，其内容可能存在描述上的差异，建议读者做出适当判断。
- 4.如需与我们联系，请发邮件到marketing@iczoom.com，主题请标有“数据手册”字样。

## Read Statement

1. The datasheets and other product information on the site are all from network reference or other public materials, and the copyright belongs to the original author and original published source. If readers and copyright owners have any objections, please contact us and we will deal with it in a timely manner.
2. The Chinese datasheets provided on the website is a Chinese translation of the English datasheets. Its purpose is for reader's learning exchange only and do not involve commercial purposes. The translation cannot be automatically updated with the original manuscript, and there may also be improper translations. Readers are advised to use the English manuscript as a reference for more accurate information.
3. All product information provided on the website refer to solutions from manufacturers' technical support or users the contents may have differences in description, and readers are advised to take the original article as the standard.
4. If you have any questions, please contact us at marketing@iczoom.com and mark the subject with "Datasheets" .

# 10/100BASE-T SINGLE PORT SURFACE MOUNT MAGNETICS

With Various Turns Ratios



- RoHS-5 peak reflow temperature rating 235°C
- RoHS-6 peak reflow temperature rating 245°C
- Meets IEEE 802.3 specification
- Compact footprint for use in the most space-restrictive applications

## Electrical Specifications @ 25°C — Operating Temperature 0°C to 70°C

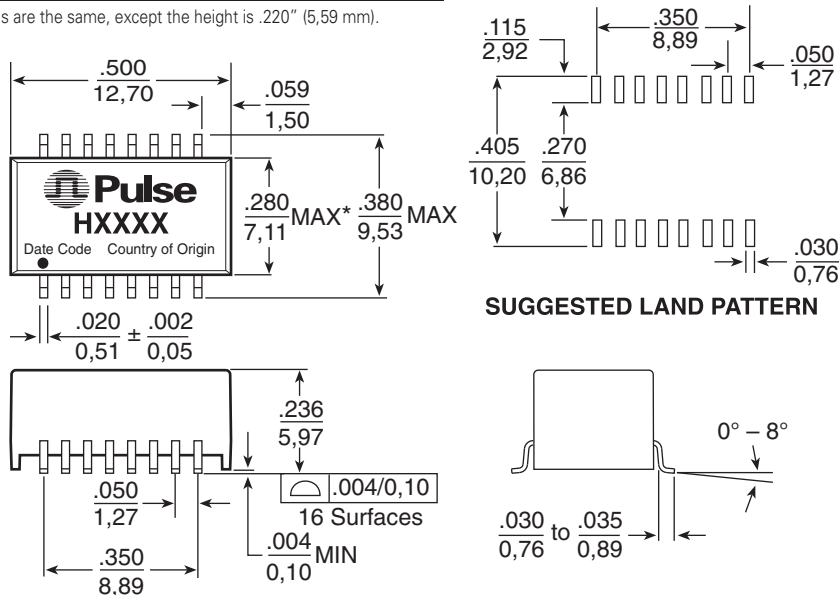
RoHS-6 <sup>5</sup> Compliant Part Number	RoHS-5 <sup>4</sup> Compliant Part Number	Turns Ratio		Insertion Loss 100kHz–100MHz (db MAX)	Return Loss (dB TYP)			Differential to Common Mode Rejection (dB TYP)			Crosstalk (dB TYP)			Hipot (V <sub>RMS</sub> MIN)
		TX	RX		30MHz	60MHz	80MHz	30MHz	50MHz	100MHz	30MHz	60MHz	100MHz	
H1100NL <sup>3a</sup>	H1100	2:1	1:1	-1.1	-20	-14	-11.5	-42	-37	-33	-45	-40	-35	1500
H1101NL <sup>3a</sup>	—	1.25:1	1:1	-1.1	-20	-14	-11.5	-42	-37	-33	-45	-40	-35	1500
H1102NL <sup>3a</sup>	H1102	1:1	1:1	-1.1	-20	-14	-11.5	-42	-37	-33	-45	-40	-35	1500
H1121NL <sup>3c</sup>	H1121	1:1.414	1:1	-1.1	-18	-12	-11.5	-42	-37	-30	-45	-40	-35	1500
H1183NL <sup>3a</sup>	H1183	1:1	1:1	-1.0	-18	-14	-12	-40	-40	-40	-35	-35	-35	1500
H1199NL <sup>3a</sup>	H1199	1:1	1:1	-0.9	-18	-12	-11	-40	-35	-30	-45	-45	-37	1500
HX1188NL <sup>1, 3a</sup>	HX1188 <sup>1</sup>	1:1	1:1	-1.0	-20	-14	-12	-42	-37	-32	-45	-40	-35	1500
HX1198 NL <sup>1, 3a</sup>	HX1198 <sup>1</sup>	1:1	1:1	-1.0	-20	-14	-12	-42	-37	-32	-45	-40	-35	1500
H1302NL <sup>3a</sup>	H1302	1:1	1:1	-1.1	-16	-10	-10	-42	-37	-32	-35	-30	-30	1500

- Operating** temperature -40°C to +85°C
- For Tape & Reel** packaging, add a "T" suffix at the end of the part number when ordering, e.g. H1102T.
- MSL** = Moisture Sensivity Level a=1 b=2 c=3 d=4
- RoHS-5:** Product does not contain 5 out of the 6 banned substances specified in the RoHS directive (product contains lead in applications considered solder).
- RoHS-6:** Product does not contain 5 out of the 6 banned substances specified in the RoHS directive. Some internal connections may contain lead in high-temperature solder (solder alloys containing more than 85% lead).

## Mechanical

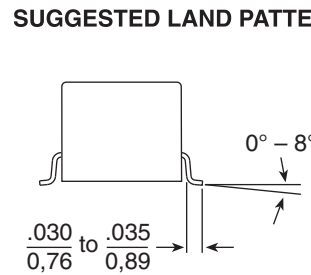
### H110X, H1121, H1183,\* H1199, HX1188, HX1198, H1302

\* For part number H1183, all dimensions are the same, except the height is .220" (5,59 mm).



Dimensions:  $\frac{\text{Inches}}{\text{mm}}$

Unless otherwise specified, all tolerances are  $\pm \frac{.010}{0,25}$



Weight . . . . . 0.9 grams  
 Tube . . . . . 45/tube  
 Tape & Reel . . . . . 600/reel

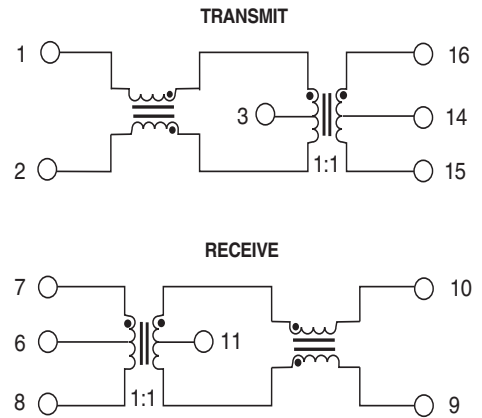
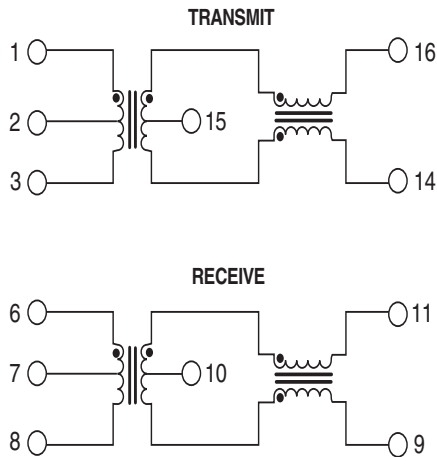
# 10/100BASE-T SINGLE PORT SURFACE MOUNT MAGNETICS With Various Turns Ratios



## Schematics

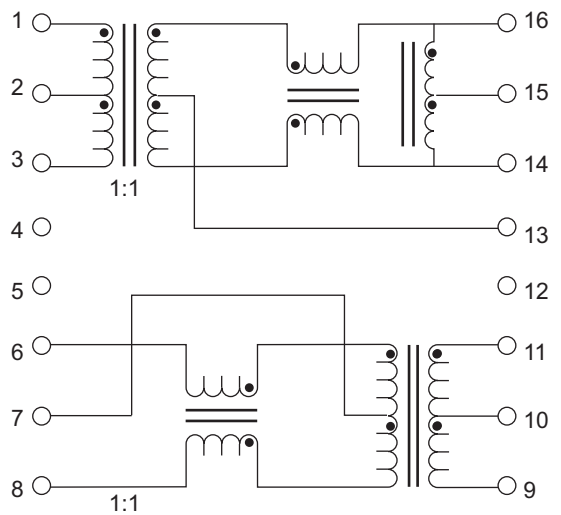
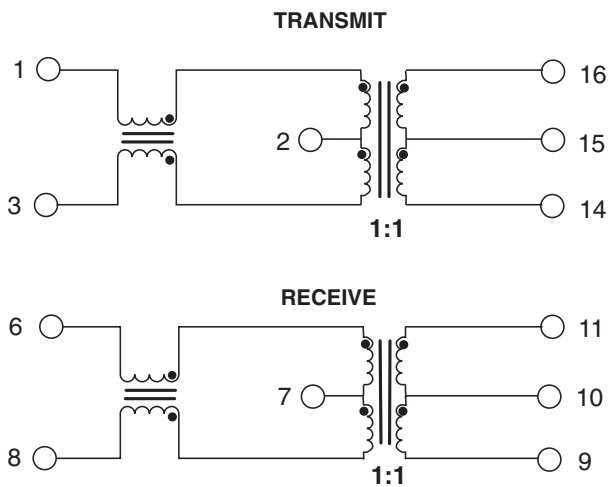
H110X, H1121, HX1188

H1199



HX1198, H1183

H1302

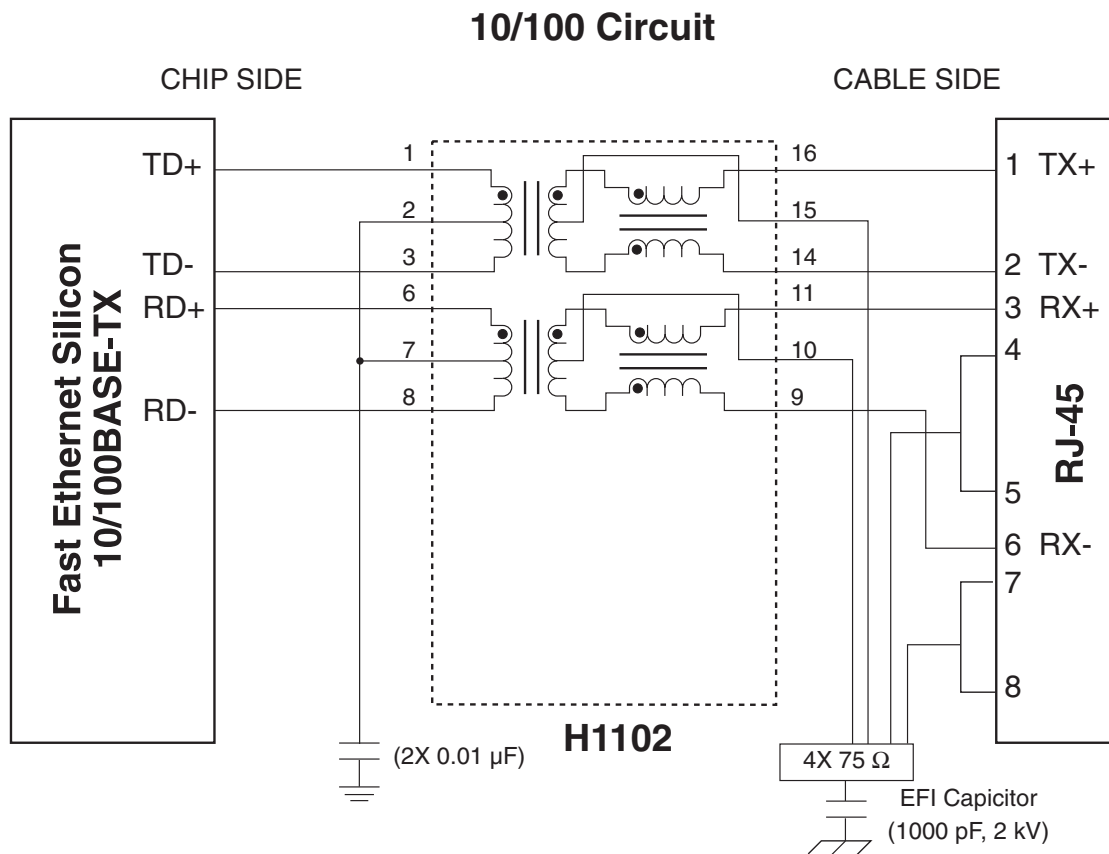


# 10/100BASE-T SINGLE PORT SURFACE MOUNT MAGNETICS With Various Turns Ratios



## Typical Application Circuit

H1102



### For More Information:

Pulse Worldwide Headquarters	Pulse Europe	Pulse China Headquarters	Pulse North China	Pulse South Asia	Pulse North Asia
12220 World Trade Dr. San Diego, CA 92128 U.S.A.	Einsteinstrasse 1 D-71083 Herrenberg Germany	B402, Shenzhen Academy of Aerospace Technology Bldg. 10th Kejinan Rd. High-Tech Zone Nanshan District Shenzen, PR China 518057	Room 1503 XinYin Building No. 888 YiShan Rd. Shanghai 200233 China	150 Kampong Ampat #07-01/02 KA Centre Singapore 368324	No. 26, Kao Ching Rd. Yang Mei Chen Taoyuan Hsien Taiwan R. O. C.
<a href="http://www.pulseeng.com">www.pulseeng.com</a> Tel: 858 674 8100 Fax: 858 674 8262	Tel: 49 7032 7806 0 Fax: 49 7032 7806 135	TEL: 86 755 33966678 FAX: 86 755 33966700	Tel: 86 21 54643211/2 Fax: 86 21 54643210	Tel: 65 6287 8998 Fax: 65 6280 0080	Tel: 886 3 4643715 Fax: 886 3 4641911

Performance warranty of products offered on this data sheet is limited to the parameters specified. Data is subject to change without notice. Other brand and product names mentioned herein may be trademarks or registered trademarks of their respective owners.

© Copyright, 2008. Pulse Engineering, Inc. All rights reserved.