

阅读申明

- 1.本站收集的数据手册和产品资料都来自互联网，版权归原作者所有。如读者和版权方有任何异议请及时告之，我们将妥善解决。
- 2.本站提供的中文数据手册是英文数据手册的中文翻译，其目的是协助用户阅读，该译文无法自动跟随原稿更新，同时也可能存在翻译上的不当。建议读者以英文原稿为参考以便获得更精准的信息。
- 3.本站提供的产品资料，来自厂商的技术支持或者使用者的心得体会等，其内容可能存在描述上的差异，建议读者做出适当判断。
- 4.如需与我们联系，请发邮件到marketing@iczoom.com，主题请标有“数据手册”字样。

Read Statement

1. The datasheets and other product information on the site are all from network reference or other public materials, and the copyright belongs to the original author and original published source. If readers and copyright owners have any objections, please contact us and we will deal with it in a timely manner.
2. The Chinese datasheets provided on the website is a Chinese translation of the English datasheets. Its purpose is for reader's learning exchange only and do not involve commercial purposes. The translation cannot be automatically updated with the original manuscript, and there may also be improper translations. Readers are advised to use the English manuscript as a reference for more accurate information.
3. All product information provided on the website refer to solutions from manufacturers' technical support or users the contents may have differences in description, and readers are advised to take the original article as the standard.
4. If you have any questions, please contact us at marketing@iczoom.com and mark the subject with "Datasheets" .

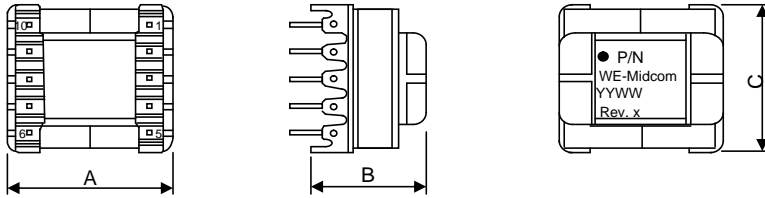
Spezifikation für Freigabe / specification for release

Kunde / customer : **Preliminary**
 Artikelnummer / part number : **760871632**
 Bezeichnung : **Netzteil-Übertrager WE-UNIT**
 description : **Offline-transformer WE-UNIT**



DATUM / DATE : 2009-07-08

A Mechanische Abmessungen / dimensions :



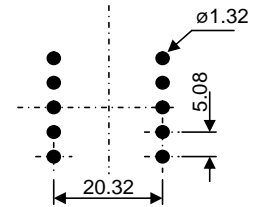
	EE25	
A	29.21 max.	mm
B	21.59 max.	mm
C	27.94 max.	mm
D		mm
E		mm

● = Marking Pin 1

B Elektrische Eigenschaften / electrical properties :

Eigenschaften / properties	Testbedingungen / test conditions		Wert / value	Einheit / unit	tol.
Induktivität / inductance	10 kHz / 0,1 V	L_0	4.0	mH	±10%
Windungszahlverhältnis / turns ratio	N1 : N2 : N3 : N4	TR	14.33:1:0.75:3		±3%
DC-Widerstand N1 / DC-resistance N1	@ 20°C	R_{DC1}	4.1	Ω	max.
DC-Widerstand N2 / DC-resistance N2	@ 20°C	R_{DC2}	61	m Ω	max.
DC-Widerstand N3 / DC-resistance N3	@ 20°C	R_{DC3}	51	m Ω	max.
DC-Widerstand N4 / DC-resistance N4	@ 20°C	R_{DC4}	3.35	Ω	max.
Streuinduktivität / leakage inductance	100 kHz / 0,1V N2, N3, N4 shorted	L_s	70	μ H	max.
Hochspannung / hipot test	3mA, 1min. N1, N4 => N2, N3	HV	4.0	kV	
Hochspannung / hipot test	3mA, 1min. N1 => N4	HV	1.5	kV	

C Lötpad / soldering spec. :



D Prüfgeräte / test equipment :

WK3260B für / for L und / and R

E Testbedingungen / test conditions :

Luftfeuchtigkeit / humidity: 33%
 Umgebungstemperatur / temperature: +20°C

F Werkstoffe & Zulassungen / material & approvals :

Basismaterial / base material: Ferrit/ ferrite
 Spulenkörper / Bobbin: UL-V0
 Draht / wire: 2UEW-F 155°C / TCA3
 Kontaktmaterial / contact plating: Cu-Ni-Sn
 Tränklack / Varnish: Dolph BC346A or equiv.

G Eigenschaften / general specifications :

Betriebstemp. / operating temperature: -40°C - + 125°C
 Umgebungstemp. / ambient temperature: -40°C - + 75°C
 It is recommended that the temperature of the part does not exceed 125°C under worst case operating conditions.
 Schaltfrequenz / Switching frequency: 100 kHz



Bauteil für Netzanwendung / Off-line transformer

Freigabe erteilt / general release:		Kunde / customer	
.....
Datum / date	Unterschrift / signature
.....	Würth Elektronik
.....
Geprüft / checked	Kontrolliert / approved
		TBr	Rev. 00 2009-07-08
		Name	Änderung / modification Datum / date

Würth Elektronik eiSos GmbH & Co.KG

D-74638 Waldenburg · Max-Eyth-Straße 1 · 3 · Germany · Telefon (+49) (0) 7942 - 945 - 0 · Telefax (+49) (0) 7942 - 945 - 400
<http://www.we-online.com>

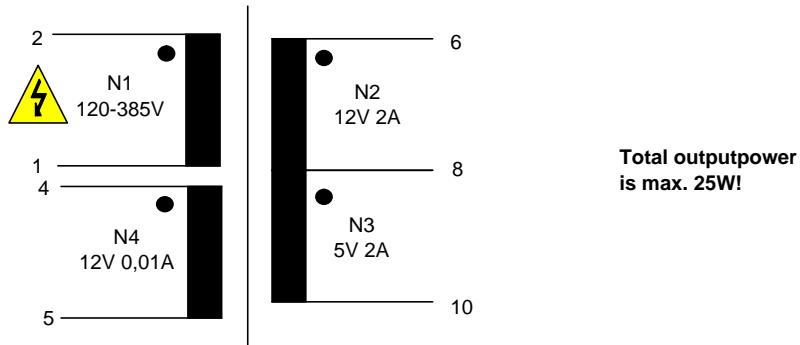
Spezifikation für Freigabe / specification for release

Kunde / customer :
 Artikelnummer / part number : **760871632**
 Bezeichnung : **Netzteil-Übertrager WE-UNIT**
 description : **Offline-transformer WE-UNIT**



DATUM / DATE : 2009-07-08

H Schaltbild / Schematics



Freigabe erteilt / general release:	Kunde / customer			
.....			
Datum / date	Unterschrift / signature			
	Würth Elektronik			
.....			
Geprüft / checked	Kontrolliert / approved	TBr	Rev. 00	2009-07-08
		Name	Änderung / modification	Datum / date

This electronic component has been designed and developed for usage in general electronic equipment. Before incorporating this component into any equipment where higher safety and reliability is especially required or if there is the possibility of direct damage or injury to human body, for example in the range of aerospace, aviation, nuclear control, submarine, transportation, (automotive control, train control, ship control), transportation signal, disaster prevention, medical, public information network etc, Würth Elektronik eiSos GmbH must be informed before the design-in stage. In addition, sufficient reliability evaluation checks for safety must be performed on every electronic component which is used in electrical circuits that require high safety and reliability functions or performance.

Würth Elektronik eiSos GmbH & Co.KG

D-74638 Waldenburg · Max-Eyth-Straße 1 - 3 · Germany · Telefon (+49) (0) 7942 - 945 - 0 · Telefax (+49) (0) 7942 - 945 - 400
<http://www.we-online.com>