

阅读申明

- 1.本站收集的数据手册和产品资料都来自互联网，版权归原作者所有。如读者和版权方有任何异议请及时告之，我们将妥善解决。
- 2.本站提供的中文数据手册是英文数据手册的中文翻译，其目的是协助用户阅读，该译文无法自动跟随原稿更新，同时也可能存在翻译上的不当。建议读者以英文原稿为参考以便获得更精准的信息。
- 3.本站提供的产品资料，来自厂商的技术支持或者使用者的心得体会等，其内容可能存在描述上的差异，建议读者做出适当判断。
- 4.如需与我们联系，请发邮件到marketing@iczoom.com，主题请标有“数据手册”字样。

Read Statement

1. The datasheets and other product information on the site are all from network reference or other public materials, and the copyright belongs to the original author and original published source. If readers and copyright owners have any objections, please contact us and we will deal with it in a timely manner.
2. The Chinese datasheets provided on the website is a Chinese translation of the English datasheets. Its purpose is for reader's learning exchange only and do not involve commercial purposes. The translation cannot be automatically updated with the original manuscript, and there may also be improper translations. Readers are advised to use the English manuscript as a reference for more accurate information.
3. All product information provided on the website refer to solutions from manufacturers' technical support or users the contents may have differences in description, and readers are advised to take the original article as the standard.
4. If you have any questions, please contact us at marketing@iczoom.com and mark the subject with "Datasheets" .

Circuit Breaker for Equipment thermal, Snap-in type, Fuseholder style, 1 pole



Description

- Snap-in type from front side (0.8...2.0mm)
- Thermal circuit breaker
- 1-pole
- On request available with elevated glow-wire ratings
- Quick connect terminals 6.3 x 0.8 mm

Unique Selling Proposition

- Reset type
- Cycling trip-free release
- Compact design
- Different mounting possibilities

Standards

- Approval Reference Type: T9
- IEC 60934
- UL 1077
- CSA C22.2 No. 235
- GB 17701

Applications

- Designed for standard and medical applications
- Power supplies
- Uninterruptible power supply
- Power tools
- Industrial appliances
- HVAC
- Household appliances

Weblinks

[pdf datasheet](#), [html-datasheet](#), [General Product Information](#), [Approvals](#), [CE declaration of conformity](#), [RoHS](#), [CHINA-RoHS](#), [REACH](#), [Distributor-Stock-Check](#), [Detailed request for product](#), [Product News](#)

Technical Data

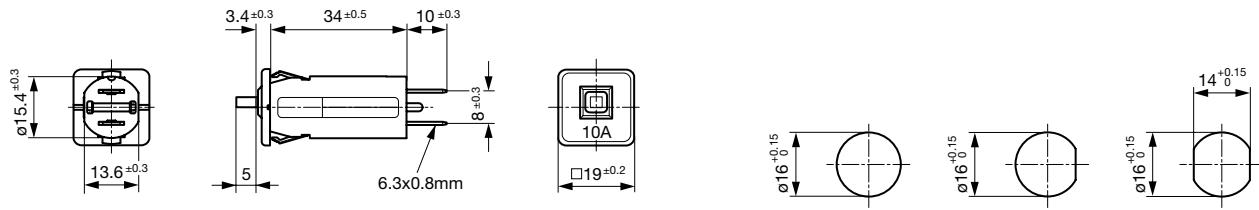
Rated Voltage AC	240 V, 50 / 60 Hz
Rated Voltage DC	48 / 32 V, see approvals
Rated current	3-16 A, see approbations
Conditional short circuit capacity	IEC: Inc, PC1, AC 240 V: 2 kA UL / CSA: SC, AC 240 V DC 48 / 32 V: 2 kA, C1
Degree of protection front side	IP 40
Endurance minimum	IEC: 200% I _r , cos φ 0.6: min. 50 switching cycles
Endurance typical	3-8 A: 150% I _r , cos φ 0.9: 2500 switching cycles 10-16 A: 150% I _r , cos φ 0.9: 6000 switching cycles
Dielectric Strength	1500 VAC
Insulation Resistance	500 VDC > 1000 MΩ

Ambient temperature	3 A: -5 °C to 60 °C
	4 A: -5°C to 50 °C
	5-16 A: -5 °C to 60 °C
Weight	9 - 13 g





Detailed information on product approvals, code requirements, usage instructions and detailed test conditions can be looked up in [General Product Information](#)

Dimension [mm]

T9-611



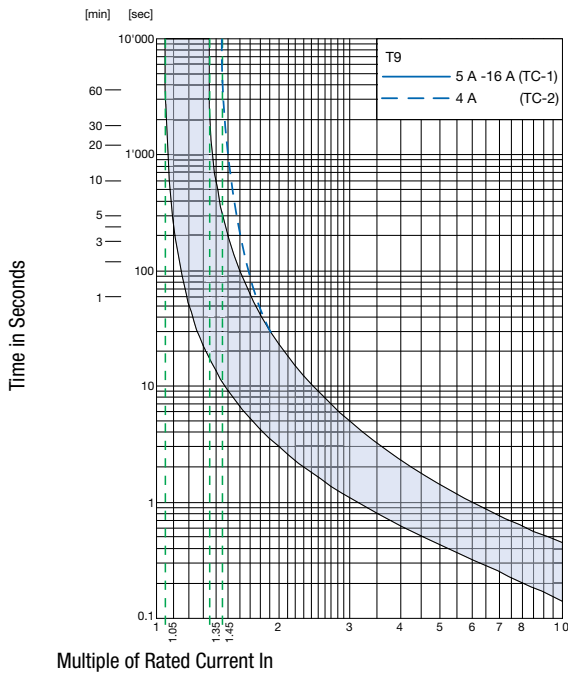
Panel thickness $s = 0.8 - 2.0 \text{ mm}$

Approval		Rated current	Rated voltage AC	Rated voltage DC
 US	UL 1077	3 - 12 A 14 - 16 A	240 V 240 V	48 V 32 V
 US	CSA 22.2 235	3 - 12 A 14 - 16 A	240 V 240 V	48 V 32 V
	IEC 60934	3 - 12 A 14 - 16 A	240 V 240 V	48 V 32 V
	GB 17701	3 - 12 A 14 - 16 A	240 V 240 V	48 V 32 V

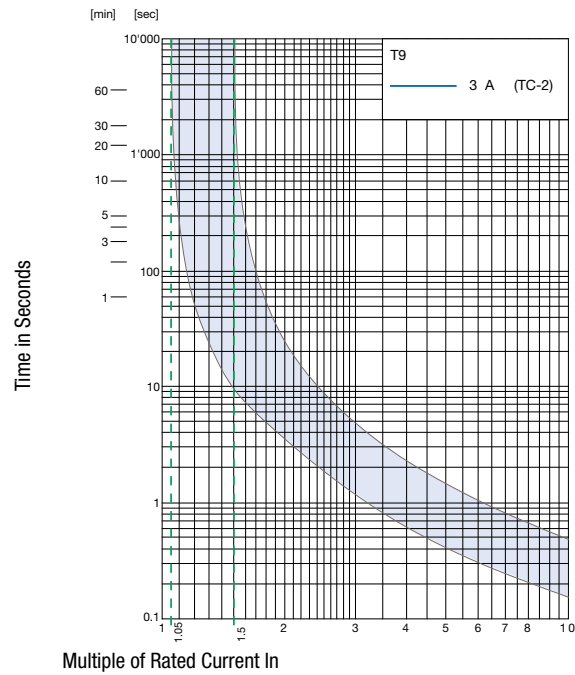
Typical internal resistance

Rated Current [A]	Internal Resistance [mΩ]
3	65.0
4	21.6
5	23.6
6	16.3
7	15.3
8	12.9
10	7.3
12	7.0
14	4.8
15	4.3
16	3.9

Time-Current-Curves



Reference Temperature +23°



Reference Temperature +23°

Effect of ambient temperature

The units are calibrated for an ambient temperature of +23°C. To determine the rated current for a lower or higher ambient temperature, use a correction factor (typical value) from the table below:

Ambient temperature [°C]	Correction factor
-5	0,85
+10	0,95
+23	1,00
+40	1,08
+60	1,21

Example: Rated current = 10 A; Environmental temperature = 60 °C; --> Correction factor = 1.21; Resulting current = 12.1 A --> Fount to next higher rated current: 13 A

Accessory

Part Number	Type	Resources / Description
4404.0039	TZZ31	Protection cover for IP 65
4400.0420	TZZ11	Knurled nut nickel-plated
4400.0559	TZZ11-414	Knurled nut black
4400.0425	TZZ12	Additional hexagonal nut nickel-plated
4404.0072	TZZ51	Additional hexagonal nut PA 66

Variants

Mounting	Front printing	Rated current	Order Number
Snap-in mounting from front side	Rated current printed on front	3.0 A	4404.0018
Snap-in mounting from front side	Rated current printed on front	4.0 A	4404.0001
Snap-in mounting from front side	Rated current printed on front	5.0 A	4404.0007
Snap-in mounting from front side	Rated current printed on front	6.0	4404.0002
Snap-in mounting from front side	Rated current printed on front	7.0 A	4404.0009
Snap-in mounting from front side	Rated current printed on front	8.0 A	4404.0003

Mounting	Front printing	Rated current	Order Number	
Snap-in mounting from front side	Rated current printed on front	10.0 A	4404.0004	■
Snap-in mounting from front side	Rated current printed on front	12.0 A	4404.0005	■
Snap-in mounting from front side	Rated current printed on front	14.0 A	4404.0008	■
Snap-in mounting from front side	Rated current printed on front	15.0 A	4404.0010	■
Snap-in mounting from front side	Rated current printed on front	16.0 A	4404.0006	■
Snap-in mounting from front side	Rated current printed on front 90° shifted	4.0 A	4404.0066	■
Snap-in mounting from front side	Rated current printed on front 90° shifted	5.0 A	4404.0067	
Snap-in mounting from front side	Rated current printed on front 90° shifted	6.0	4404.0068	
Snap-in mounting from front side	Rated current printed on front 90° shifted	8.0 A	4404.0069	
Snap-in mounting from front side	Rated current printed on front 90° shifted	15.0 A	4404.0071	
Snap-in mounting from front side	Rated current not printed on front	3.0 A	4404.0088	
Snap-in mounting from front side	Rated current not printed on front	4.0 A	4404.0089	
Snap-in mounting from front side	Rated current not printed on front	5.0 A	4404.0090	
Snap-in mounting from front side	Rated current not printed on front	6.0	4404.0091	
Snap-in mounting from front side	Rated current not printed on front	7.0 A	4404.0065	
Snap-in mounting from front side	Rated current not printed on front	8.0 A	4404.0092	
Snap-in mounting from front side	Rated current not printed on front	10.0 A	4404.0093	
Snap-in mounting from front side	Rated current not printed on front	12.0 A	4404.0063	
Snap-in mounting from front side	Rated current not printed on front	14.0 A	4404.0094	
Snap-in mounting from front side	Rated current not printed on front	15.0 A	4404.0095	
Snap-in mounting from front side	Rated current not printed on front	16.0 A	4404.0087	

■ Most Popular.

Availability for all products can be searched real-time:<http://www.schurter.com/en/Stock-Check/Stock-Check-SCHURTER>

Packaging Unit 100 Pcs