

阅读申明

- 1.本站收集的数据手册和产品资料都来自互联网，版权归原作者所有。如读者和版权方有任何异议请及时告之，我们将妥善解决。
- 2.本站提供的中文数据手册是英文数据手册的中文翻译，其目的是协助用户阅读，该译文无法自动跟随原稿更新，同时也可能存在翻译上的不当。建议读者以英文原稿为参考以便获得更精准的信息。
- 3.本站提供的产品资料，来自厂商的技术支持或者使用者的心得体会等，其内容可能存在描述上的差异，建议读者做出适当判断。
- 4.如需与我们联系，请发邮件到marketing@iczoom.com，主题请标有“数据手册”字样。

Read Statement

1. The datasheets and other product information on the site are all from network reference or other public materials, and the copyright belongs to the original author and original published source. If readers and copyright owners have any objections, please contact us and we will deal with it in a timely manner.
2. The Chinese datasheets provided on the website is a Chinese translation of the English datasheets. Its purpose is for reader's learning exchange only and do not involve commercial purposes. The translation cannot be automatically updated with the original manuscript, and there may also be improper translations. Readers are advised to use the English manuscript as a reference for more accurate information.
3. All product information provided on the website refer to solutions from manufacturers' technical support or users the contents may have differences in description, and readers are advised to take the original article as the standard.
4. If you have any questions, please contact us at marketing@iczoom.com and mark the subject with "Datasheets" .

Circuit Breaker for Equipment thermal, THT terminals for PCB mounting horizontal, 1 pole

new



Description

- Thermal circuit breaker
- 1-pole
- On request available with elevated glow-wire ratings
- THT connectors

Unique Selling Proposition

- Reset type
- Cycling trip-free release
- Compact design
- Different mounting possibilities

Standards

- Approval Reference Type: T9
- IEC 60934
- UL 1077
- CSA C22.2 No. 235
- GB 17701

Applications

- Designed for standard and medical applications
- Power supplies
- Uninterruptible power supply
- Power tools
- Industrial appliances
- HVAC
- Household appliances

Weblinks

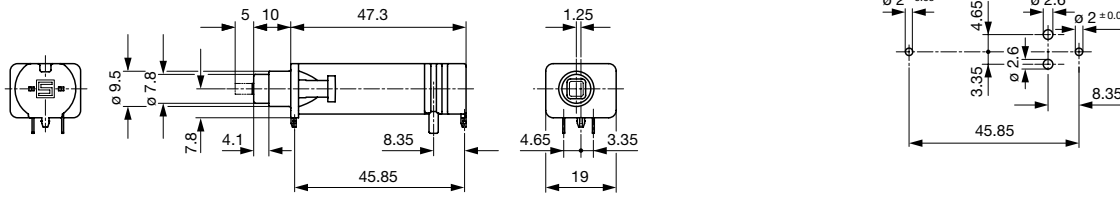
[pdf datasheet](#), [html-datasheet](#), [General Product Information](#), [Approvals](#), [CE declaration of conformity](#), [RoHS](#), [CHINA-RoHS](#), [REACH](#), [Distributor-Stock-Check](#), [Detailed request for product](#), [Product News](#), [Video](#)

Technical Data

Rated Voltage AC	240 V, 50 / 60 Hz	Ambient temperature	3 A: -5 °C to 60 °C
Rated Voltage DC	48 / 32 V, see approvals		4 A: -5°C to 50 °C
Rated current	3-15 A, see approbations		5-15 A: -5 °C to 60 °C
Conditional short circuit capacity	IEC: Inc, PC1, AC 240 V: 2 kA	Soldering Methods	Wave
	UL / CSA: SC, AC 240 V DC 48 / 32 V: 2 kA, C1	Solderability	245 °C / 3sec acc. to IEC 60068-2-20 / Test Ta, method 1
Degree of protection front side	IP 40	Resistance to Soldering Heat	260 °C / 10sec acc. to IEC 60068-2-20 / Test Tb, method 1A
Endurance minimum	IEC: 200% I _r , cos φ 0.6: min. 50 switching cycles	Weight	approx. 12.5 g
Endurance typical	3-8 A: 150% I _r , cos φ 0.9: 2500 switching cycles		
	10-15 A: 150% I _r , cos φ 0.9: 6000 switching cycles		
Dielectric Strength	1500 VAC		
Insulation Resistance	500 VDC > 1000 MΩ		

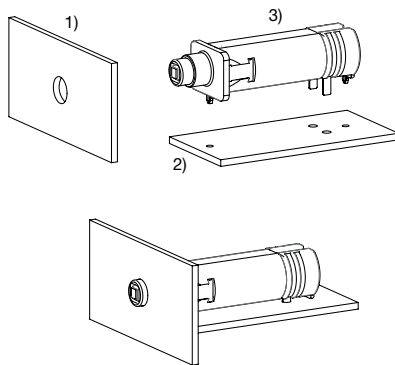
Detailed information on product approvals, code requirements, usage instructions and detailed test conditions can be looked up in [General Product Information](#)

Dimension [mm]



Drilling diagram

Assembly Instructions



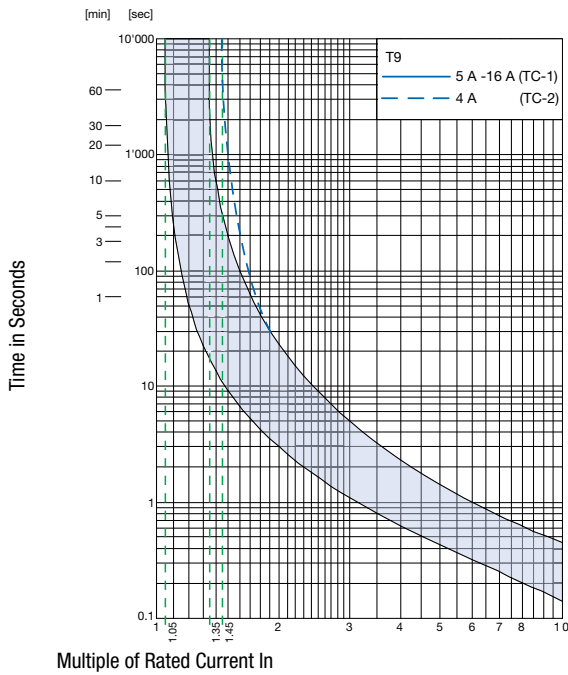
- 1) Front panel
- 2) PCB
- 3) T9-818

Approval		Rated current	Rated voltage AC	Rated voltage DC
	UL 1077	3 - 12 A 14 - 15 A	240 V 240 V	48 V 32 V
	CSA 22.2 235	3 - 12 A 14 - 15 A	240 V 240 V	48 V 32 V
	IEC 60934	3 - 12 A 14 - 15 A	240 V 240 V	48 V 32 V
	GB 17701	3 - 12 A 14 - 15 A	240 V 240 V	48 V 32 V

Typical internal resistance

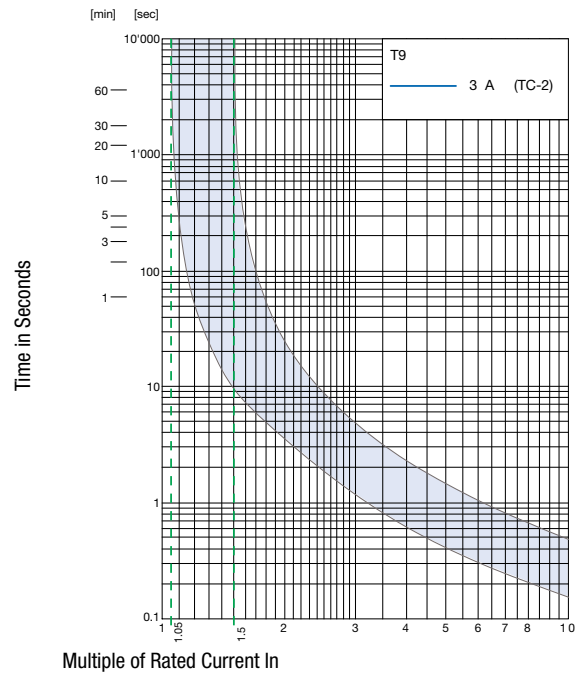
Rated Current [A]	Internal Resistance [mΩ]
3	80.0
4	26.3
5	24.1
6	19.0
7	18.0
8	14.8
10	13.0
12	12.7
14	9.7
15	8.0

Time-Current-Curves



Multiple of Rated Current In

Reference Temperature +23°



Multiple of Rated Current In

Reference Temperature +23°

Effect of ambient temperature

The units are calibrated for an ambient temperature of +23°C. To determine the rated current for a lower or higher ambient temperature, use a correction factor (typical value) from the table below:

Ambient temperature [°C]	Correction factor
-5	0,85
+10	0,95
+23	1,00
+40	1,08
+60	1,21

Example: Rated current = 10 A; Environmental temperature = 60 °C; --> Correction factor = 1.21; Resulting current = 12.1 A --> Fount to next higher rated current: 13 A

Variants

connection type	Rated current	Order Number
Solder, THT	3A	4404.0096
Solder, THT	4A	4404.0097
Solder, THT	5A	4404.0098
Solder, THT	6A	4404.0099
Solder, THT	7A	4404.0100
Solder, THT	8A	4404.0101
Solder, THT	10A	4404.0102
Solder, THT	12A	4404.0103
Solder, THT	14A	4404.0104
Solder, THT	15A	4404.0105

Most Popular.

Availability for all products can be searched real-time:<http://www.schurter.com/en/Stock-Check/Stock-Check-SCHURTER>

Packaging Unit 100 Pcs

The specifications, descriptions and illustrations indicated in this document are based on current information. All content is subject to modifications and amendments. Information furnished is believed to be accurate and reliable. However, users should independently evaluate the suitability and test each product selected for their own applications.