

## 阅读申明

- 1.本站收集的数据手册和产品资料都来自互联网，版权归原作者所有。如读者和版权方有任何异议请及时告之，我们将妥善解决。
- 2.本站提供的中文数据手册是英文数据手册的中文翻译，其目的是协助用户阅读，该译文无法自动跟随原稿更新，同时也可能存在翻译上的不当。建议读者以英文原稿为参考以便获得更精准的信息。
- 3.本站提供的产品资料，来自厂商的技术支持或者使用者的心得体会等，其内容可能存在描述上的差异，建议读者做出适当判断。
- 4.如需与我们联系，请发邮件到marketing@iczoom.com，主题请标有“数据手册”字样。

## Read Statement

1. The datasheets and other product information on the site are all from network reference or other public materials, and the copyright belongs to the original author and original published source. If readers and copyright owners have any objections, please contact us and we will deal with it in a timely manner.
2. The Chinese datasheets provided on the website is a Chinese translation of the English datasheets. Its purpose is for reader's learning exchange only and do not involve commercial purposes. The translation cannot be automatically updated with the original manuscript, and there may also be improper translations. Readers are advised to use the English manuscript as a reference for more accurate information.
3. All product information provided on the website refer to solutions from manufacturers' technical support or users the contents may have differences in description, and readers are advised to take the original article as the standard.
4. If you have any questions, please contact us at marketing@iczoom.com and mark the subject with "Datasheets" .

Manual Motor Controller / Circuit Breaker for Equipment thermal-magnetic, 1 pole



### Description

- Thermal-magnetic circuit breaker
- High short circuit performance
- Availability of AC and DC in the same frame size
- DIN-Rail Mounting

### Standards

- Approval Reference Type: AS168X
- IEC 60934
- UL508, UL1077
- CSA C22.2

### Applications

- Industrial appliances

### Weblinks

[pdf datasheet](#), [html-datasheet](#), [General Product Information](#), [Approvals](#), [CE declaration of conformity](#), [RoHS](#), [CHINA-RoHS](#), [REACH](#), [Distributor-Stock-Check](#), [Detailed request for product](#), [Product News](#)

### Technical Data

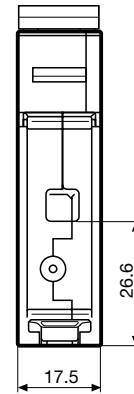
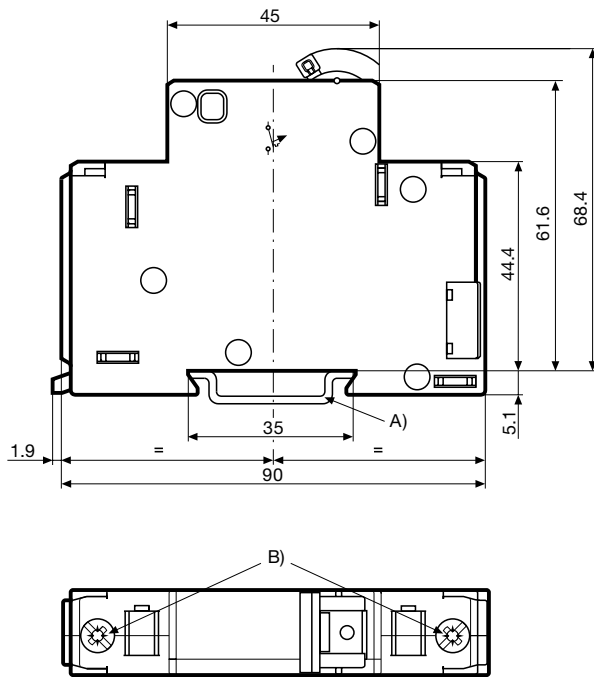
#### General data

Rated Voltage AC	IEC : 240 V; 50/60 Hz UL/CSA : 277 V; 50/60 Hz
Rated Voltage DC	65 V
Rated current	0.5 - 52 A , see approbations
Conditional short circuit capacity IEC 60934	Icn: AC 240 V / DC 65 V: 5 kA (no fuse)
Conditional short circuit capacity UL 1077	Icn: AC 277 V: 10 kA (with fuse class H/J, 4x rated current (min. 15 A)) Icn: AC 125 V: 10 kA (no fuse) Icn: AC 277 V: 5 kA (no fuse) Icn: DC 65 V: 2 kA (no fuse)
Conditional short circuit capacity UL 508	Icn: AC 277 V: 5 kA (no fuse)
Degree of Protection	from front side IP 40 acc. to IEC 60529
Lifetime	1 x lr : 6000 switching cycles
Dielectric Strength	50Hz: > 2kV Impulse 1.2/50 µs
Vibration Resistance	± 0.75 mm @ 5 - 57 Hz acc. to IEC 60068-2-6, test Fc 10 G @ 57 - 500 Hz acc. to IEC 60068-2-6, test Fc
Insulation Resistance	250/440 VAC > 5 MΩ
Shock Resistance	25 G / 10ms acc. to IEC 60068-2-27, test Ea
Ambient temperature	-20°C to 60°C
Weight	100 - 130g

Tripping Type	Positively trip free
Actuation Type	Manual ON/OFF
Permissible wire cross section	1.5 - 25 mm <sup>2</sup> / 16 - 4 AWG
<b>Switched neutral</b>	
Rated Voltage	AC 277 V
Rated current	AC/DC 65 A
Function	The switched neutral closes with manual closure of the poles and opens automatically with thermal magnetic tripping of the poles.
<b>Add-on modules</b>	
Add-on modules	Technical data for the additional module see separate data sheet

Detailed information on product approvals, code requirements, usage instructions and detailed test conditions can be looked up in [General Product Information](#)

**Dimension**  
AS168X 1 pole

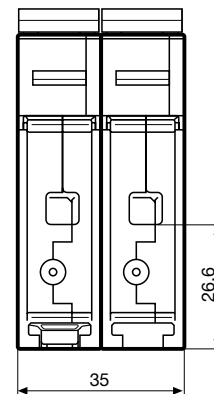
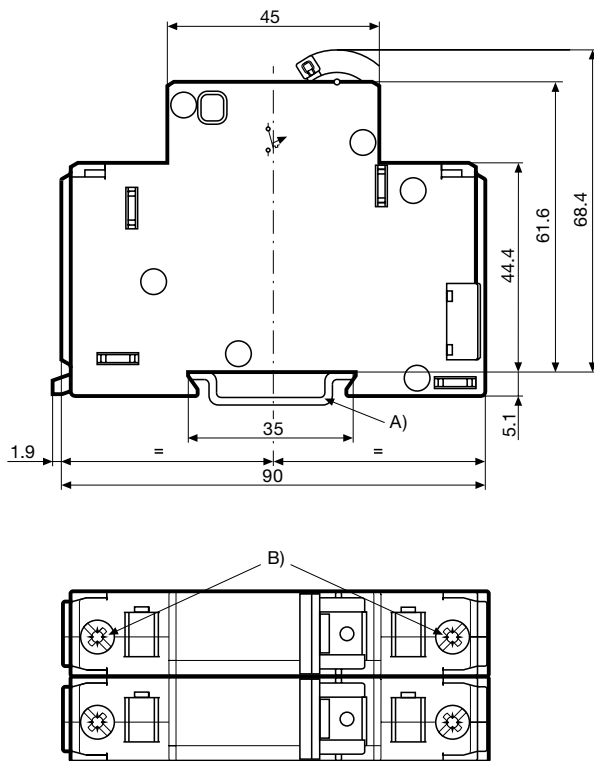


A) 35 mm DIN rail EN 50022

B) Max. torque

Wire crosssection	Max. torque
1.5 ... 10 mm <sup>2</sup>	2.5 Nm
16 ... 25 mm <sup>2</sup>	3.1 Nm
AWG #16 ... 8	20 ... 22 lb-in
AWG #6 ... 4	26 ... 28 lb-in

AS168X 1 pole and switched neutral pole



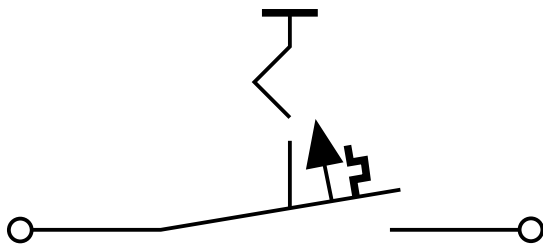
A) 35 mm DIN rail EN 50022

B) Max. torque

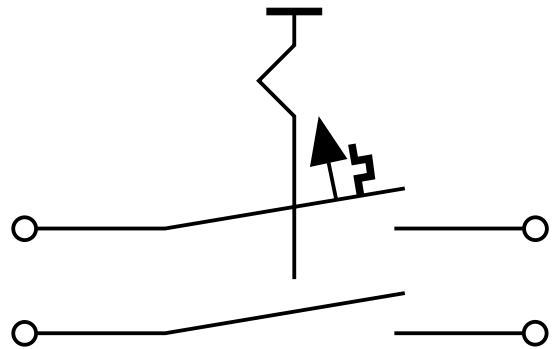
Wire crosssection	Max. torque
1.5 ... 10 mm <sup>2</sup>	2.5 Nm
16 ... 25 mm <sup>2</sup>	3.1 Nm
AWG #16 ... 8	20 ... 22 lb-in
AWG #6 ... 4	26 ... 28 lb-in

Diagrams

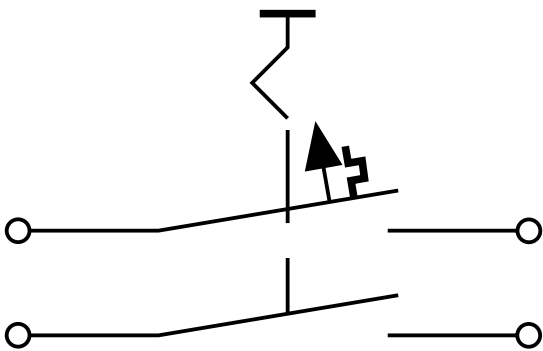
AS168X-CB1...



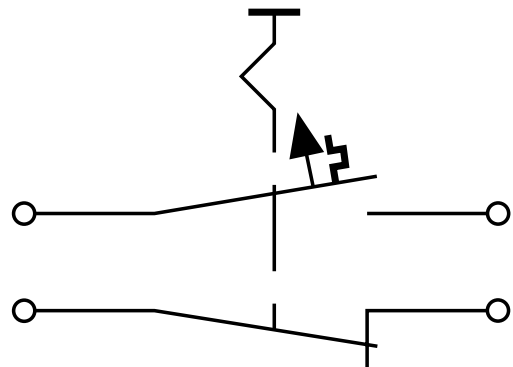
AS168X-CB1...N



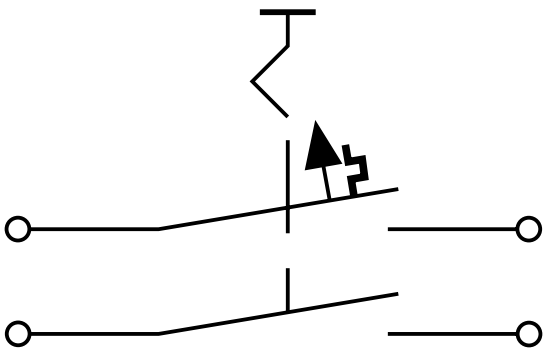
AS168X-CB1... / AS168X-ACBH1



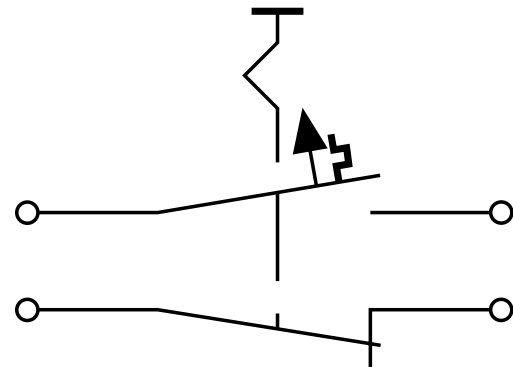
AS168X-CB1... / AS168X-ACBH2



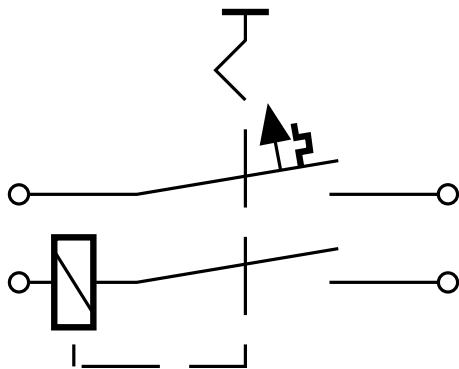
AS168X-CB1... / AS168X-ACBS1







AS168X-CB1... / AS168X-ACBS2



AS168X-CB1... / AS168X-ACBA



Symbol	Standard	Rated current	Rated voltage AC	Conditional short circuit capacity Icn	Rated voltage DC	Conditional short circuit capacity Icn
	UL 508 CSA C22.2 no. 14	0.5 - 52 A	277 V	5 kA	-	-
	UL 1077	0.5 - 40 A	240 V	10 kA	-	-
	CSA C22.2 no. 235	0.5 - 50 A	277 V 125 V	5 kA 10 kA	65 V	2 kA
	EN 60934	0.5 - 30 A	240 V	4.5 kA	65 V	4.5 kA
	GB 17701	-	-	-	-	-

### Effect of ambient temperature

AC-breaker are calibrated for an ambient temperature of +40°C, DC-breakers for +23°C. To determine the rated current for a lower or higher ambient temperature, use a correction factor from the table below:

Ambient temperature [°C]	Correction factor AC version	Correction factor DC version
-20	0.78	0.80
-5	0.82	0.87
0	0.83	0.90
+10	0.87	0.95
+23	0.91	1.00
+30	0.95	1.05
+40	1.00	1.10
+50	1.05	1.20
+60	1.11	1.30

Example DC version: Rated current = 10 A; Environmental temperature = 50 °C; --> Correction factor = 1.2; Resulting current = 12 A

Ampere-Horsepower

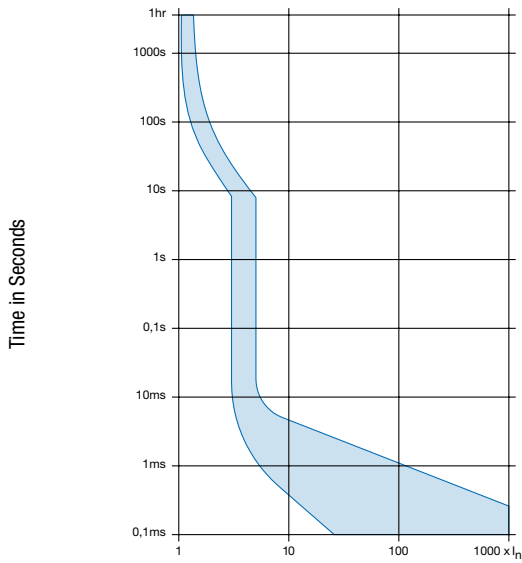
AS168X-CB	Motor Nameplate		Horsepower (FLA & LRC Ratings Apply where no HP Rating is given)							
			Nominal Circuit Voltage, VAC							
			110-120	200	208	220-240	265	277	380-415	440-480
Rated Current (See Note #1)	FLA Rating	Starting/ LRC Rating						1 pole		2 pole
0.5A	0.5A	3°								
1A	1A	6°							1/10	
1.5A	1.5A	9°				1/10	1/10	1/10	1/6	
2A	2A	12A				1/8	1/6	1/6	1/4	
3A	3A	18A	1/10	1/6	1/6	1/4	1/4	1/3	1/3	1/2
4A	4A	24A	1/8	1/4	1/3	1/3	1/3	1/3	1/2	1
5A	5A	30A	1/6	1/3	1/3	1/2	1/2	1/2	3/4	1 1/2
6A	6A	36A	1/4	1/2	1/2	1/2	3/4	3/4	1	2
7A	7A	42A	1/4	1/2	1/2	3/4	1	1	1 1/2	2
8A	8A	48A	1/3	3/4	3/4	1	1	1	2	2
9A	9A	54A	1/3	3/4	1	1	1	1 1/2	2	3
10A	10A	60A	1/2	1	1	1 1/2	1 1/2	2	2	3
12A	12A	72A	1/2	1 1/2	1 1/2	2	2	2	3	3
13A	13A	78A	1/2	1 1/2	1 1/2	2	2	2	3	3
15A	15A	90A	3/4	2	2	2	3	3	3	5
16A	16A	96A	1	2	2	2	3	3	3	5
18A	18A	108A	1	2	2	3	3	3	5	5
20A	20A	120A	1 1/2	3	3	3	3	3	5	5
23A	23A	138A	1 1/2	3	3	3	3	3	5	7 1/2
25A	25A	150A	2	3	3	3	5	5	5	7 1/2
27A	27A	162A	2	3	3	3	5	5	7 1/2	10
30A	30A	180A	2	3	3	5	5	5	7 1/2	10

AS168X-CB	Motor Nameplate		Horsepower (FLA & LRC Ratings Apply where no HP Rating is given)						
			Nominal Circuit Voltage, VAC						
			110-120	200	208	220-240	380-415	440-480	
Rated Current (See Note #1)	FLA Rating	Starting/ LRC Rating						3 pole	
0.5A	0.5A								
1A	1A								
1.5A	1.5A	10A						1/2	1/2
2A	2A	12.5A						3/4	3/4
3A	3A	20A		1/2	1/2	1/2	1	1	1 1/2
4A	4A	25A		3/4	3/4	3/4	1 1/2	2	2
5A	5A	32A	1/2	1	1	1	2	3	3
6A	6A	32A	1/2	1	1	1/2	2	3	3
7A	7A	32A	3/4	1/2	1/2	2	3	3	3
8A	8A	46A	3/4	2	2	2	3	5	5
9A	9A	46A	1	2	2	2	3	5	5
10A	10A	46A	1	2	2	3	5	5	5
12A	12A	63.5A	1 1/2	3	3	3	5	7 1/2	7 1/2
13A	13A	63.5A	1 1/2	3	3	3	5	7 1/2	7 1/2
15A	15A	81A	2	3	3	3	7 1/2	10	10
16A	16A	81A	2	3	3	5	7 1/2	10	10
18A	18A	81A	2	5	5	5	10	10	10
20A	20A	81A	3	5	5	5	10	10	10
23A	23A	116A	3	5	5	7 1/2	10	15	15
25A	25A	116A	3	5	7 1/2	7 1/2	10	15	15
27A	27A	145A	3	7 1/2	7 1/2	7 1/2	15	20	20
30A	30A	145A	3	7 1/2	7 1/2	10	15	20	20

Note #1: For AC motor circuit nameplate FLA loads, AC general-use loads, AC resistance loads

## Time-Current-Curves

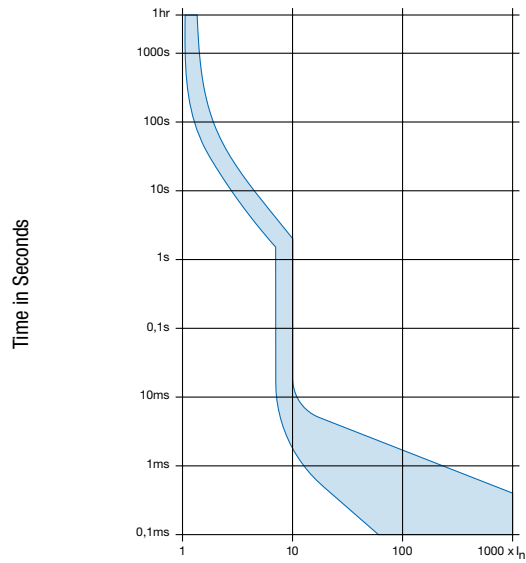
Version F / Magnetic 3-5  $xI_n$



Multiple of Rated Current  $I_n$

Reference Temperature +23°

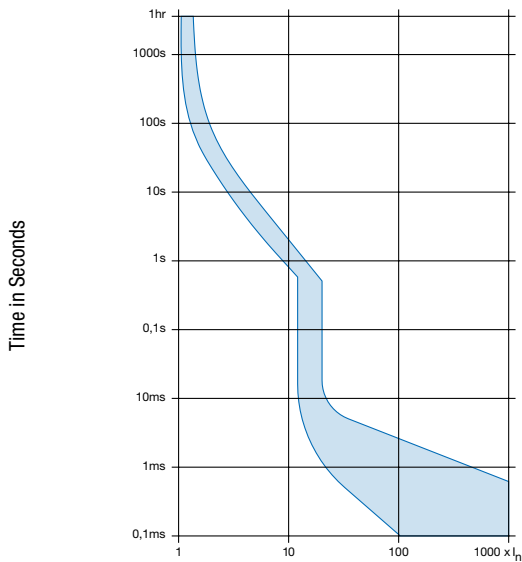
Version G / Magnetic 6-10  $xI_n$



Multiple of Rated Current  $I_n$

Reference Temperature +23°

Version H / Magnetic 12-20  $xI_n$



Multiple of Rated Current  $I_n$

Reference Temperature +23°

## Config. Code

AS168X-CB 1 DG 200 N

The characters are placeholders for the correspondingly keys of selections from the key tables.

AS168X-CB **1** DG 200 N = Number of Poles

Number of Poles

Configuration key

1-pole

1

AS168X-CB 1 DG 200 N = Tripping characteristics

Tripping characteristics	Configuration key
1.0-1.25xIn / 3-5xIn / 0.5-52 A	F
1.0-1.25xIn / 6-10xIn / 0.5-52 A	G
1.0-1.25xIn / 12-20xIn / 0.5-52 A	H

AS168X-CB 1 DG 200 N = Rated current

Rated current	Configuration key
0.05 A	005
1.0 A	010
1.5 A	015
2.0 A	020
3.0 A	030
4.0 A	040
5.0 A	050
6.0 A	060
7.0 A	070
8.0 A	080
9.0 A	090
10.0 A	100

Other rated currents on request

Rated current	Configuration key
12.0 A	120
15.0 A	150
16.0 A	160
18.0 A	180
20.0 A	200
23.0 A	230
25.0 A	250
27.0 A	270
30.0 A	300
32.0 A	320
35.0 A	350
40.0 A	400
45.0 A	450
50.0 A	500
52.0 A	520

Other rated currents on request

AS168X-CB 1 DG 200 N = Switched neutral

Switched neutral	Configuration key
Switched neutral pole	N

Variants

Tripping characteristics	Rated current	Switched neutral	Config. Code	Order Number
1.0-1.25xIn / 6-10xIn / 0.5-52 A	1.0 A		AS168X-CB1G010	4420.0206
1.0-1.25xIn / 6-10xIn / 0.5-52 A	2.0 A		AS168X-CB1G020	4420.0230
1.0-1.25xIn / 6-10xIn / 0.5-52 A	3.0 A		AS168X-CB1G030	4420.0229
1.0-1.25xIn / 6-10xIn / 0.5-52 A	3.0 A	Switched neutral pole	AS168X-CB1G030N	4420.0973
1.0-1.25xIn / 6-10xIn / 0.5-52 A	4.0 A		AS168X-CB1G040	4420.0231
1.0-1.25xIn / 6-10xIn / 0.5-52 A	5.0 A		AS168X-CB1G050	4420.0202
1.0-1.25xIn / 6-10xIn / 0.5-52 A	6.0 A		AS168X-CB1G060	4420.0201
1.0-1.25xIn / 6-10xIn / 0.5-52 A	7.0 A		AS168X-CB1G070	4420.0329
1.0-1.25xIn / 6-10xIn / 0.5-52 A	8.0 A		AS168X-CB1G080	4420.0228
1.0-1.25xIn / 6-10xIn / 0.5-52 A	10.0 A		AS168X-CB1G100	4420.0261
1.0-1.25xIn / 6-10xIn / 0.5-52 A	10.0 A	Switched neutral pole	AS168X-CB1G100N	4420.0512
1.0-1.25xIn / 6-10xIn / 0.5-52 A	12.0 A		AS168X-CB1G120	4420.0597
1.0-1.25xIn / 6-10xIn / 0.5-52 A	15.0 A		AS168X-CB1G150	4420.0248
1.0-1.25xIn / 6-10xIn / 0.5-52 A	16.0 A		AS168X-CB1G160	4420.0260
1.0-1.25xIn / 6-10xIn / 0.5-52 A	20.0 A		AS168X-CB1G200	4420.0262
1.0-1.25xIn / 6-10xIn / 0.5-52 A	25.0 A		AS168X-CB1G250	4420.0232
1.0-1.25xIn / 6-10xIn / 0.5-52 A	30.0 A		AS168X-CB1G300	4420.0233
1.0-1.25xIn / 6-10xIn / 0.5-52 A	35.0 A		AS168X-CB1G350	4420.0839
1.0-1.25xIn / 12-20xIn / 0.5-52 A	1.0 A		AS168X-CB1H010	4420.0595
1.0-1.25xIn / 12-20xIn / 0.5-52 A	3.0 A		AS168X-CB1H030	4420.0694
1.0-1.25xIn / 12-20xIn / 0.5-52 A	4.0 A		AS168X-CB1H040	4420.0173
1.0-1.25xIn / 12-20xIn / 0.5-52 A	6.0 A		AS168X-CB1H060	4420.0596
1.0-1.25xIn / 12-20xIn / 0.5-52 A	8.0 A		AS168X-CB1H080	4420.0714
1.0-1.25xIn / 12-20xIn / 0.5-52 A	10.0 A		AS168X-CB1H100	4420.0572



Tripping characteristics	Rated current	Switched neutral	Config. Code	Order Number
1.0-1.25xIn / 12-20xIn / 0.5-52 A	15.0 A		AS168X-CB1H150	4420.0675
1.0-1.25xIn / 12-20xIn / 0.5-52 A	16.0 A		AS168X-CB1H160	4420.0768

Most Popular.

Availability for all products can be searched real-time:<http://www.schurter.com/en/Stock-Check/Stock-Check-SCHURTER>

**Packaging Unit** 1 Pcs