

阅读申明

- 1.本站收集的数据手册和产品资料都来自互联网，版权归原作者所有。如读者和版权方有任何异议请及时告之，我们将妥善解决。
- 2.本站提供的中文数据手册是英文数据手册的中文翻译，其目的是协助用户阅读，该译文无法自动跟随原稿更新，同时也可能存在翻译上的不当。建议读者以英文原稿为参考以便获得更精准的信息。
- 3.本站提供的产品资料，来自厂商的技术支持或者使用者的心得体会等，其内容可能存在描述上的差异，建议读者做出适当判断。
- 4.如需与我们联系，请发邮件到marketing@iczoom.com，主题请标有“数据手册”字样。

Read Statement

1. The datasheets and other product information on the site are all from network reference or other public materials, and the copyright belongs to the original author and original published source. If readers and copyright owners have any objections, please contact us and we will deal with it in a timely manner.
2. The Chinese datasheets provided on the website is a Chinese translation of the English datasheets. Its purpose is for reader's learning exchange only and do not involve commercial purposes. The translation cannot be automatically updated with the original manuscript, and there may also be improper translations. Readers are advised to use the English manuscript as a reference for more accurate information.
3. All product information provided on the website refer to solutions from manufacturers' technical support or users the contents may have differences in description, and readers are advised to take the original article as the standard.
4. If you have any questions, please contact us at marketing@iczoom.com and mark the subject with "Datasheets" .

CLB

CLB-Series

THERMAL CIRCUIT PROTECTORS

The CLB-Series is a compact, single pole, push-to-reset family of thermal circuit breakers designed to protect equipment. Utilizing simple, precision design with few moving parts, these breakers offer cost effective, extremely reliable circuit protection with high resistance against shock and vibration.



Product Highlights:

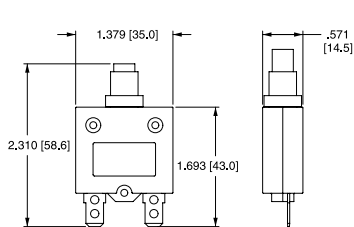
- Ratings from 3-60A, 125, 250VAC, 32VDC
- 2500 VAC/1 minute
- 60°C Max Operating Temperature
- 2500A @ 32VDC Interrupting Capacity
- 100M ohms Insulation Resistance
- Voltage drop <0.25 V
- UL, cUL, CSA, TUV, CE
- UL1500/ISO8846 for ignition protection/marine

Applications:

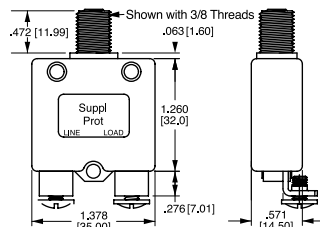
- Household Appliances
- Transportation
- Marine
- Power Strips
- Medical Equipment
- Audio Visual Equipment
- Power Supplies
- ROHS Compliant

Dimensional Specifications: in. [mm]

3-40A Construction



50 & 60A Construction

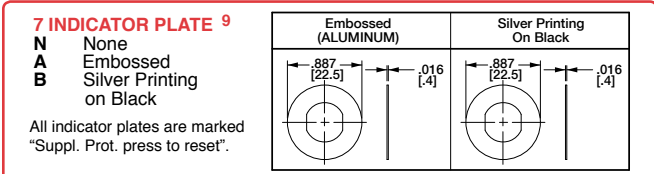
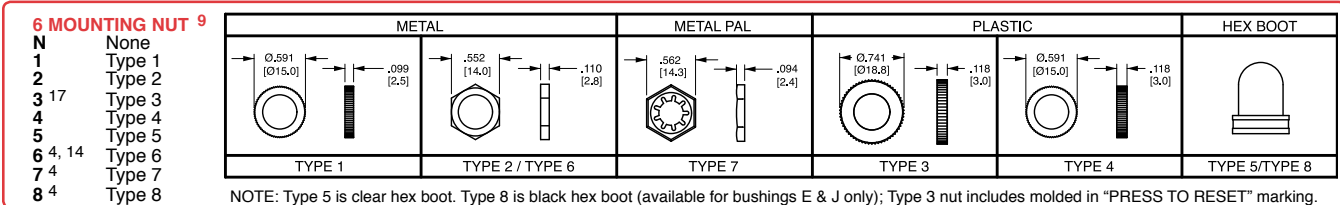
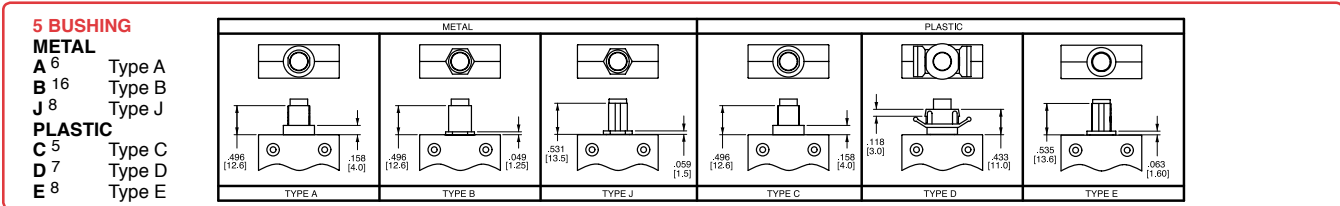
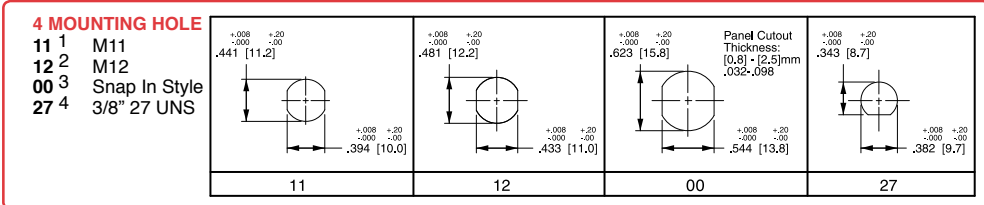


CLB - 10 3 - 12 C 3 B - B - A / 10

1 Series 2 Rating 3 Voltage 4 Mounting Hole 5 Bushing Type 6 Mounting Nut 7 Indicator Plate 8 Button 9 Terminal 10 Button Marking

1 SERIES CLB	3 VOLTAGE 3 125-250VAC/ 32 VDC
------------------------	--

2 RATING			
03	3 amps	15	15 amps
04	4 amps	18	18 amps
05	5 amps	20	20 amps
06	6 amps	25	25 amps
07	7 amps	30	30 amps
08	8 amps	35	35 amps
10	10 amps	40	40 amps
12	12 amps	50 ¹²	50 amps
13	13 amps	60 ¹²	60 amps

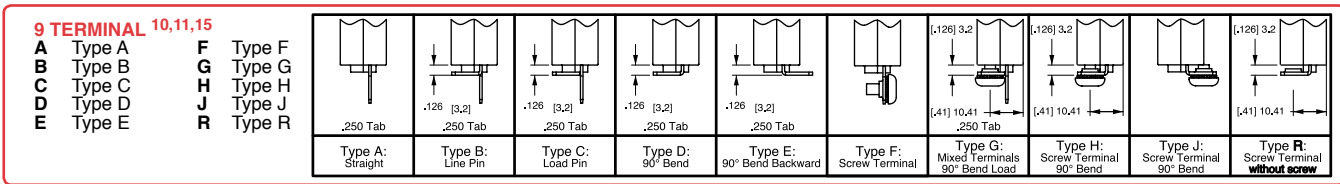


Notes: All dimensions are in [mm]. Tolerance ± 0.05 [127] unless otherwise specified.

1 Used with bushing A or B only.	11 Terminals are .040 [1.0] thickness for ratings greater than 35 amps. Terminals are .315 [0.8] thickness is for ratings less than 35 amps.
2 Used with bushing A or C only.	12 Available only with 10-24 unc. screw terms. (select type F, G, H, J only.) UL, CUL only.
3 Used with bushing D only.	13 Amp rating must match button marking (ex: "20" will be marked on the button of the breaker)
4 Used with bushing E & J only.	14 Thickness is 3.0 mm, .118 in.
5 Used with M12 mounting hole only.	15 Screw terminals are 8-32 UNC
6 Used with M11 and M12 mounting hole only.	16 Used with M11 mounting hole only.
7 Used with mounting hole 00 only.	17 Includes molded in "PRESS TO RESET" marking.
8 Used with 27 mounting hole only.	
9 All hardware available separately.	
10 Greater than 35 amp rating must use solder joint to connect wire to non-screw type terminals.	

8 BUTTON

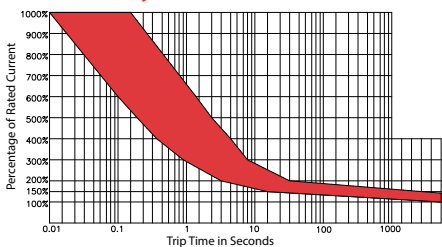
B Black R Red W White



10 BUTTON MARKING (IF BLANK, NO MARKING)¹³ Button Marking Orientation: line 20 load

03	3 amp	06	6 amp	10	10 amp	15	15 amp	25	25 amp	40	40 amp
04	4 amp	07	7 amp	12	12 amp	18	18 amp	30	30 amp	50	50 amp
05	5 amp	08	8 amp	13	13 amp	20	20 amp	35	35 amp	60	60 amp

Time Delay



Overload	Trip Time
100%	No Trip
150%	Trip in 1 hr
200%	4.0 ~ 40 sec.
300%	0.9 ~ 8.0 sec.
400%	0.42 ~ 5.0 sec.
500%	0.25 ~ 3.0 sec.
600%	0.01 ~ 1.8 sec.

Time Trip Factor ¹
-10 °C x 1.70
-5 °C x 1.60
0 °C x 1.50
5 °C x 1.40
10 °C x 1.30
15 °C x 1.20
20 °C x 1.10
25 °C x 1.00

Time Trip Factor ¹
30 °C x 0.90
35 °C x 0.85
40 °C x 0.80
45 °C x 0.75
50 °C x 0.70
55 °C x 0.65
60 °C x 0.60

Notes:
1. Trip Time factor is a guideline that indicates ambient temperature effect on trip times at various overload values.

*Manufacturer reserves the right to change product specification without prior notice.

Authorized Sales Representatives and Distributors

Click on a region of the map below to find your local representatives and distributors or visit www.carlingtech.com/findarep.



About Carling

Founded in 1920, Carling Technologies is a leading manufacturer of electrical and electronic switches and assemblies, circuit breakers, electronic controls, power distribution units, and multiplexed power distribution systems. With four ISO registered manufacturing facilities and technical sales offices worldwide, Carling Technologies Sales, Service and Engineering teams do much more than manufacture electrical components, they engineer powerful solutions! To learn more about Carling please visit www.carlingtech.com/company-profile.

To view all of Carling's environmental, quality, health & safety certifications please visit www.carlingtech.com/environmental-certifications

Worldwide Headquarters

Carling Technologies, Inc.
60 Johnson Avenue, Plainville, CT 06062
Phone: 860.793.9281 **Fax:** 860.793.9231
Email: sales@carlingtech.com

Northern Region Sales Office: nrsm@carlingtech.com
Southeast Region Sales Office: sersm@carlingtech.com
Midwest Region Sales Office: mrsm@carlingtech.com
West Region Sales Office: wrsm@carlingtech.com
Latin America Sales Office: larsm@carlingtech.com

Asia-Pacific Headquarters

Carling Technologies, Asia-Pacific Ltd.,
Suite 1607, 16/F Tower 2, The Gateway,
Harbour City, 25 Canton Road,
Tsimshatsui, Kowloon, Hong Kong
Phone: Int + 852-2737-2277 **Fax:** Int + 852-2736-9332
Email: sales@carlingtech.com.hk

Shenzhen, China: shenzhen@carlingtech.com
Shanghai, China: shanghai@carlingtech.com
Pune, India: india@carlingtech.com
Kaohsiung, Taiwan: taiwan@carlingtech.com
Yokohama, Japan: japan@carlingtech.com

Europe | Middle East | Africa Headquarters

Carling Technologies LTD
4 Airport Business Park, Exeter Airport,
Clyst Honiton, Exeter, Devon, EX5 2UL, UK
Phone: Int + 44 1392.364422 **Fax:** Int + 44 1392.364477
Email: ltd.sales@carlingtech.com

Germany: gmbh@carlingtech.com
France: sas@carlingtech.com



Carling Technologies®

Innovative Designs. Powerful Solutions.