

## 阅读申明

- 1.本站收集的数据手册和产品资料都来自互联网，版权归原作者所有。如读者和版权方有任何异议请及时告之，我们将妥善解决。
- 2.本站提供的中文数据手册是英文数据手册的中文翻译，其目的是协助用户阅读，该译文无法自动跟随原稿更新，同时也可能存在翻译上的不当。建议读者以英文原稿为参考以便获得更精准的信息。
- 3.本站提供的产品资料，来自厂商的技术支持或者使用者的心得体会等，其内容可能存在描述上的差异，建议读者做出适当判断。
- 4.如需与我们联系，请发邮件到marketing@iczoom.com，主题请标有“数据手册”字样。

## Read Statement

1. The datasheets and other product information on the site are all from network reference or other public materials, and the copyright belongs to the original author and original published source. If readers and copyright owners have any objections, please contact us and we will deal with it in a timely manner.
2. The Chinese datasheets provided on the website is a Chinese translation of the English datasheets. Its purpose is for reader's learning exchange only and do not involve commercial purposes. The translation cannot be automatically updated with the original manuscript, and there may also be improper translations. Readers are advised to use the English manuscript as a reference for more accurate information.
3. All product information provided on the website refer to solutions from manufacturers' technical support or users the contents may have differences in description, and readers are advised to take the original article as the standard.
4. If you have any questions, please contact us at marketing@iczoom.com and mark the subject with "Datasheets" .

Circuit Breaker for Equipment thermal, Rocker actuation, 1 pole



### Description

- Thermal circuit breaker
- 1-pole
- Snap-in version
- Positively trip-free release
- Different rocker colours
- High configurability
- Wide current range

### Standards

- Approval Reference Type: TA35
- IEC 60934
- UL 1077
- CSA C22.2 No. 235
- GB 17701

### Applications

- Power tools
- Industrial appliances
- Equipment for construction
- Cleaning equipment
- Commercial and household kitchen appliances

### Weblinks

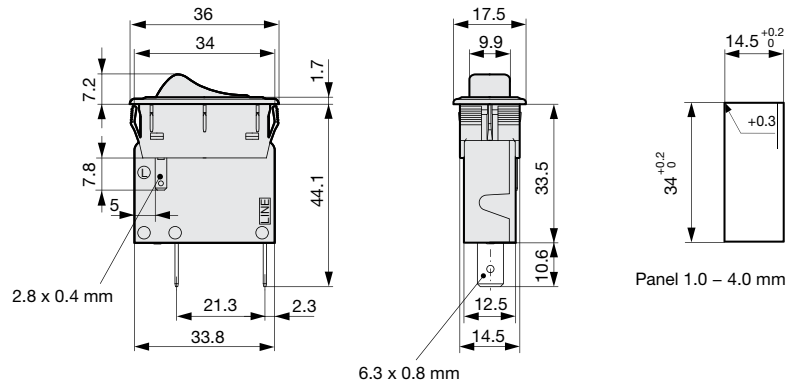
[pdf datasheet](#), [html-datasheet](#), [General Product Information](#), [Approvals](#), [CE declaration of conformity](#), [RoHS](#), [CHINA-RoHS](#), [REACH](#), [Distributor-Stock-Check](#), [Detailed request for product](#), [Product News](#)

### Technical Data

Rated Voltage AC	240 V; 50/60 Hz	Overload	IEC: min. 40 trips @ 6 x I <sub>r</sub> , cos φ 0.6
Rated Voltage DC	32 V		UL / CSA: min. 50 trips @ 1.5 x I <sub>r</sub> , cos φ 0.75
Rated current range AC	0.05 - 20 A	Ambient temperature	-30°C to 60°C
Conditional short circuit capacity	0.05...20 A: 2 kA, SC (C1) @ 240 VAC	Vibration Resistance	± 0.75 mm @ 10 - 60 Hz acc. to IEC 60068-2-6, test Tc 10 G @ 60 - 500 Hz acc. to IEC 60068-2-6, test Tc
Degree of Protection	from front side IP 40 acc. to IEC 60529	Shock Resistance	30 G / 18 ms acc. to IEC 60068-2-27, test Ea
Dielectric Strength	50Hz: > 2.5 kV Impulse 1.2/50 μs: > 4 kV	Tripping Type	Thermal
Insulation Resistance	500VDC > 100 MΩ	Actuation Type	Rocker
Endurance typical	mechanical: 50'000 switching cycles AC: 1 x I <sub>r</sub> , cos φ 0.6: 30'000 switching cycles DC: 1 x I <sub>r</sub> , L/R = 2 - 3 ms: 50'000 switching cycles	Weight	16.5 - 18.5 g

Detailed information on product approvals, code requirements, usage instructions and detailed test conditions can be looked up in [General Product Information](#)

## Dimension [mm]



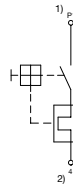
## Diagrams

1-pole, 1 bimetal, illuminated



1) Line, 2) Load  
Codepos AAA = C2F, C4F, C7F, C8F, C9F

1-pole, 1 bimetal, non illuminated



1) Line, 2) Load  
Codepos AAA = CFT, CGT

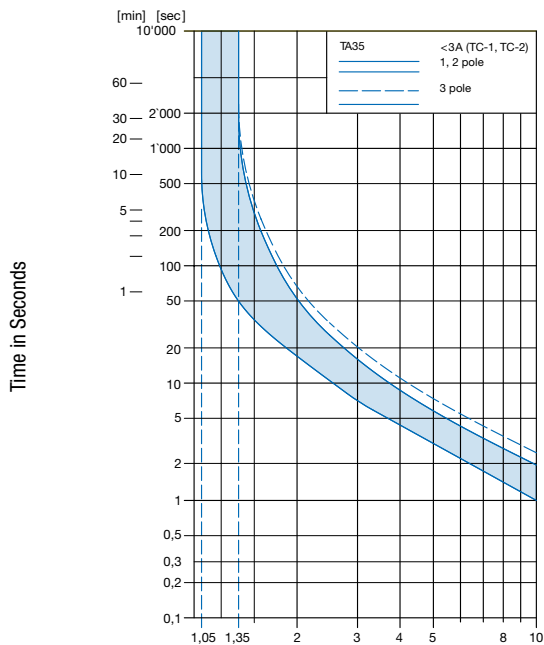
The keys / codepos are listed in the key table of the basic function for selection.

Approval		Rated current	Rated voltage AC	Rated voltage DC
US	UL 1077	0.05...20 A	240 V	32 V
US	CSA C22.2 235	0.05...20 A	240 V	32 V
	IEC 60934	0.05...20 A	240 V	32 V
	GB 17701	0.05...20 A	240 V	32 V

Typical internal resistance

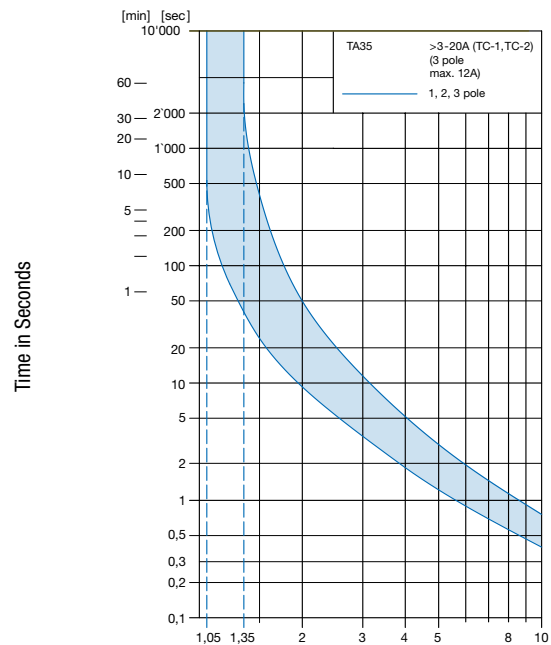
Rated Current [A]	Internal Resistance [ $\Omega$ ]
0.05	200.000
0.1	70.000
0.5	2.750
1.0	0.720
1.5	0.340
2.0	0.187
2.5	0.115
2.8	0.089
3.0	0.059
4.0	0.059
5.0	0.044
6.0	0.028
7.0	0.0142
8.0	0.0142
10.0	0.0109
12.0	0.0086
13.0	0.0072
14.0	0.0072
15.0	0.0056
16.0	0.0056
18.0	0.0052
20.0	0.0052

Time-Current-Curves



Multiple of Rated Current In

Reference Temperature +23°



Multiple of Rated Current In

Reference Temperature +23°

## Effect of ambient temperature

The units are calibrated for an ambient temperature of +23°C. To determine the rated current for a lower or higher ambient temperature, use a correction factor (typical value) from the table below:

Ambient temperature [°C]	Correction factor
-30	0.77
-20	0.81
0	0.90
+23	1.00
+40	1.03
+50	1.04
+60	1.06

Example: Rated current = 5 A; Environmental temperature = 50 °C; --> Correction factor = 1.04; Resulting current = 5.2 A --> Fount to next higher rated current: 6 A

## Config. Code

TA35 - CBD B F 120 C0 - CZMXX

The characters are placeholders for the correspondingly keys of selections from the key tables.




TA35 - **CBD** B F 120 C0 - CZMXX = Basic function

Basic function	Configuration key
1-pole, 1 bimetal, illuminated 240 V	C2F
1-pole, 1 bimetal, illuminated 120 V	C4F
1-pole, 1 bimetal, illuminated 24 V	C7F
1-pole, 1 bimetal, illuminated 12 V	C8F
1-pole, 1 bimetal, illuminated 5 V	C9F
1-pole, 1 bimetal, without illumination	CFT
1-pole, 1 bimetal, momentary switch, without illumination	CGT



TA35 - CBD **B** F 120 C0 - CZMXX = Rocker colour

Rocker colour	Configuration key
Clear transparent	1
Red transparent	3
Green transparent	4
Orange transparent	6
Blue transparent	7
Black	B
Green	G
Red	R
White	W
Orange	X
Yellow	Y

TA35 - CBD B **F** 120 C0 - CZMXX = Legend

Legend	Configuration key
embossed 	F
white printed 	H
black printed 	K

## Legend

Legend	Configuration key
white printed 	L
black printed 	M

TA35 - CBD B F **120** C0 - CZMXX = Rated current

Rated current	Configuration key
without thermal overload protection / temporarily without VDE approval	C00
0.05 A	Z05
0.1 A	J01
0.2 A	J02
0.3 A	J03
0.4 A	J04
0.5 A	J05
0.8 A	J08
1.0 A	J10
1.2 A	J12
1.5 A	J15
2.0 A	J20
2.5 A	J25
3.0 A	030
3.5 A	035
4.0 A	040
5.0 A	050
6.0 A	060
7.0 A	070
8.0 A	080
10.0 A	100
12.0 A	120
13.0 A	130
14.0 A	140
15.0 A	150
16.0 A	160

Other rated currents on request

Rated current	Configuration key
18.0 A	180
20.0 A	200
Other rated currents on request	

TA35 - CBD B F 120 **C0** - CZMXX = Reserve

Reserve	Configuration key
reserve	C0

TA35 - CBD B F 120 C0 - **CZMXX** = Accessories

Factory mounted accessories	Configuration key
Without cover	

For subsequent fitting accessories see:

[http://www.schurter.com/pdf/english/typ\\_TA35\\_Accessories.pdf](http://www.schurter.com/pdf/english/typ_TA35_Accessories.pdf)

## All Variants

Basic function	Rocker colour	Legend	Rated current	Accessories	Config. Code	Order Number
1-pole, 1 bimetal, without illumination	White	black printed	2.0 A	Without cover	TA35-CFTWKJ20C0	4435.0029
1-pole, 1 bimetal, without illumination	White	embossed	3.0 A	Without cover	TA35-CFTWF030C0	4435.0019
1-pole, 1 bimetal, without illumination	White	black printed	3.0 A	Without cover	TA35-CFTWM030C0	4435.0082
1-pole, 1 bimetal, illuminated 120 V	Red transparent	white printed	3.0 A	Without cover	TA35-C4F3H030C0	4435.0431
1-pole, 1 bimetal, without illumination	Red	black printed	3.0 A	Without cover	TA35-CFTRM030C0	4435.0481
1-pole, 1 bimetal, without illumination	Black	embossed	4.0 A	Without cover	TA35-CFTBF040C0	4435.0028
1-pole, 1 bimetal, without illumination	Black	embossed	5.0 A	Without cover	TA35-CFTBF050C0	4435.0173
1-pole, 1 bimetal, without illumination	Black	white printed	5.0 A	Without cover	TA35-CFTBH050C0	4435.0204
1-pole, 1 bimetal, without illumination	Black	white printed	6.0 A	Without cover	TA35-CFTBH060C0	4435.0205
1-pole, 1 bimetal, without illumination	Red	embossed	10.0 A	Without cover	TA35-CFTRF100C0	4435.0056
1-pole, 1 bimetal, without illumination	Black	embossed	10.0 A	Without cover	TA35-CFTBF100C0	4435.0174
1-pole, 1 bimetal, momentary switch, without illumination	Black	embossed	10.0 A	Without cover	TA35-CGTBF100C0	4435.0471
1-pole, 1 bimetal, without illumination	White	embossed	13.0 A	Without cover	TA35-CFTWF130C0	4435.0049
1-pole, 1 bimetal, without illumination	White	embossed	15.0 A	Without cover	TA35-CFTWF150C0	4435.0037
1-pole, 1 bimetal, without illumination	Black	embossed	15.0 A	Without cover	TA35-CFTBF150C0	4435.0137
1-pole, 1 bimetal, without illumination	Black	white printed	16.0 A	Without cover	TA35-CFTBH160C0	4435.0209
1-pole, 1 bimetal, without illumination	Black	embossed	16.0 A	Without cover	TA35-CFTBF160C0	4435.0300
1-pole, 1 bimetal, without illumination	Black	white printed	20.0 A	Without cover	TA35-CFTBL200C0	4435.0256

Most Popular.

Availability for all products can be searched real-time: <http://www.schurter.com/en/Stock-Check/Stock-Check-SCHURTER>

**Packaging Unit** 20 Pcs

## Accessories

### Description



TA35 Accessories  
Screw-on collar with cover, IP65