

## 阅读申明

- 1.本站收集的数据手册和产品资料都来自互联网，版权归原作者所有。如读者和版权方有任何异议请及时告之，我们将妥善解决。
- 2.本站提供的中文数据手册是英文数据手册的中文翻译，其目的是协助用户阅读，该译文无法自动跟随原稿更新，同时也可能存在翻译上的不当。建议读者以英文原稿为参考以便获得更精准的信息。
- 3.本站提供的产品资料，来自厂商的技术支持或者使用者的心得体会等，其内容可能存在描述上的差异，建议读者做出适当判断。
- 4.如需与我们联系，请发邮件到marketing@iczoom.com，主题请标有“数据手册”字样。

## Read Statement

1. The datasheets and other product information on the site are all from network reference or other public materials, and the copyright belongs to the original author and original published source. If readers and copyright owners have any objections, please contact us and we will deal with it in a timely manner.
2. The Chinese datasheets provided on the website is a Chinese translation of the English datasheets. Its purpose is for reader's learning exchange only and do not involve commercial purposes. The translation cannot be automatically updated with the original manuscript, and there may also be improper translations. Readers are advised to use the English manuscript as a reference for more accurate information.
3. All product information provided on the website refer to solutions from manufacturers' technical support or users the contents may have differences in description, and readers are advised to take the original article as the standard.
4. If you have any questions, please contact us at marketing@iczoom.com and mark the subject with "Datasheets" .

Manual Motor Controller / Circuit Breaker for Equipment thermal-magnetic, 1 pole



### Description

- Thermal-magnetic circuit breaker
- High short circuit performance
- Availability of AC and DC in the same frame size
- DIN-Rail Mounting

### Standards

- Approval Reference Type: AS168X
- IEC 60934
- UL508, UL1077
- CSA C22.2

### Applications

- Industrial appliances

### Weblinks

[pdf datasheet](#), [html-datasheet](#), [General Product Information](#), [Approvals](#), [CE declaration of conformity](#), [RoHS](#), [CHINA-RoHS](#), [REACH](#), [Distributor-Stock-Check](#), [Detailed request for product](#), [Product News](#)

### Technical Data

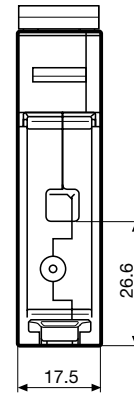
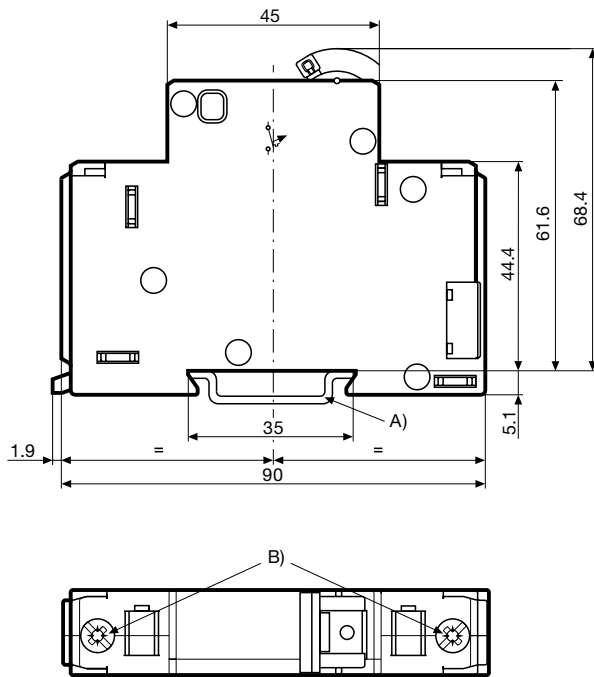
#### General data

|  |   |
|--|---|
| Rated Voltage AC                             | IEC : 240 V; 50/60 Hz<br>UL/CSA : 277 V; 50/60 Hz   |
| Rated Voltage DC                             | 65 V  |
| Rated current                                | 0.5 - 52 A , see approbations   |
| Conditional short circuit capacity IEC 60934 | Icn: AC 240 V / DC 65 V: 5 kA (no fuse)   |
| Conditional short circuit capacity UL 1077   | Icn: AC 277 V: 10 kA (with fuse class H/J, 4x rated current (min. 15 A))<br>Icn: AC 125 V: 10 kA (no fuse)<br>Icn: AC 277 V: 5 kA (no fuse)<br>Icn: DC 65 V: 2 kA (no fuse) |
| Conditional short circuit capacity UL 508    | Icn: AC 277 V: 5 kA (no fuse)   |
| Degree of Protection                         | from front side IP 40 acc. to IEC 60529   |
| Lifetime                                     | 1 x lr : 6000 switching cycles  |
| Dielectric Strength                          | 50Hz: > 2kV<br>Impulse 1.2/50 µs  |
| Vibration Resistance                         | ± 0.75 mm @ 5 - 57 Hz<br>acc. to IEC 60068-2-6, test Fc<br>10 G @ 57 - 500 Hz<br>acc. to IEC 60068-2-6, test Fc   |
| Insulation Resistance                        | 250/440 VAC > 5 MΩ  |
| Shock Resistance                             | 25 G / 10ms<br>acc. to IEC 60068-2-27, test Ea  |
| Ambient temperature                          | -20°C to 60°C   |
| Weight                                       | 100 - 130g  |

|                                |   |
|--------------------------------|---|
| Tripping Type                  | Positively trip free  |
| Actuation Type                 | Manual ON/OFF   |
| Permissible wire cross section | 1.5 - 25 mm <sup>2</sup> / 16 - 4 AWG   |
| <b>Switched neutral</b>        |   |
| Rated Voltage                  | AC 277 V  |
| Rated current                  | AC/DC 65 A  |
| Function                       | The switched neutral closes with manual closure of the poles and opens automatically with thermal magnetic tripping of the poles. |
| <b>Add-on modules</b>          |   |
| Add-on modules                 | Technical data for the additional module see separate data sheet  |

Detailed information on product approvals, code requirements, usage instructions and detailed test conditions can be looked up in [General Product Information](#)

**Dimension**  
AS168X 1 pole

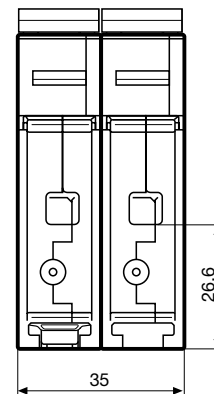
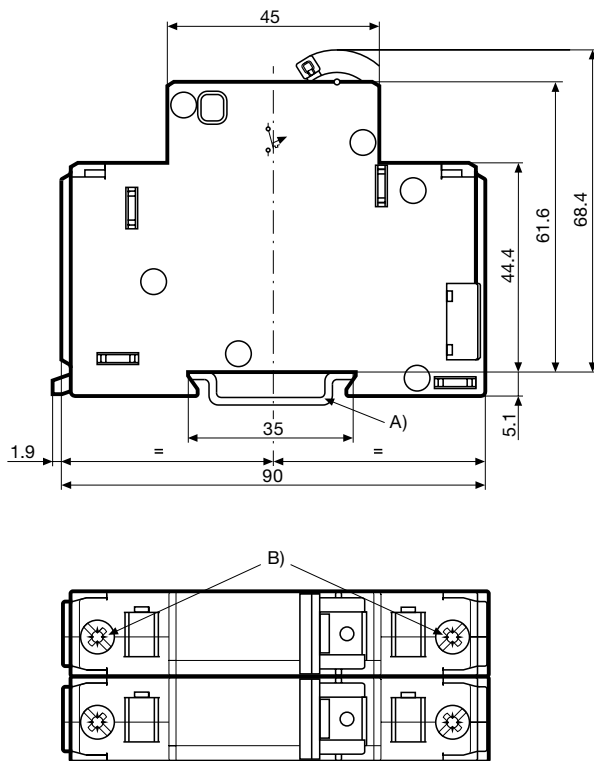


A) 35 mm DIN rail EN 50022

B) Max. torque

| Wire crosssection          | Max. torque     |
|----------------------------|-----------------|
| 1.5 ... 10 mm <sup>2</sup> | 2.5 Nm          |
| 16 ... 25 mm <sup>2</sup>  | 3.1 Nm          |
| AWG #16 ... 8              | 20 ... 22 lb-in |
| AWG #6 ... 4               | 26 ... 28 lb-in |

AS168X 1 pole and switched neutral pole



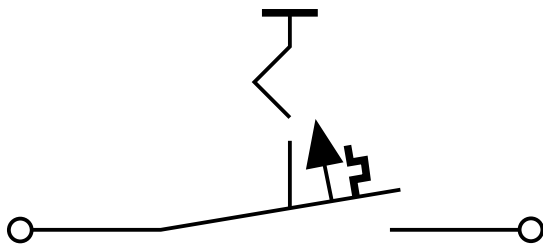
A) 35 mm DIN rail EN 50022

B) Max. torque

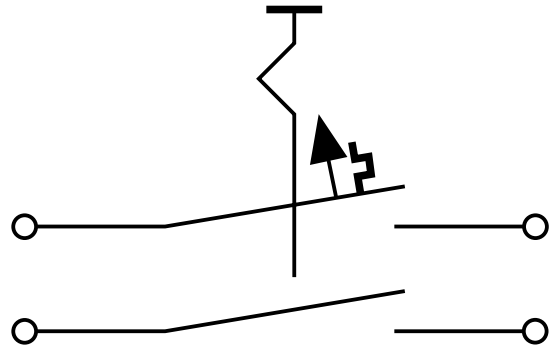
| Wire crosssection          | Max. torque     |
|----------------------------|-----------------|
| 1.5 ... 10 mm <sup>2</sup> | 2.5 Nm          |
| 16 ... 25 mm <sup>2</sup>  | 3.1 Nm          |
| AWG #16 ... 8              | 20 ... 22 lb-in |
| AWG #6 ... 4               | 26 ... 28 lb-in |

Diagrams

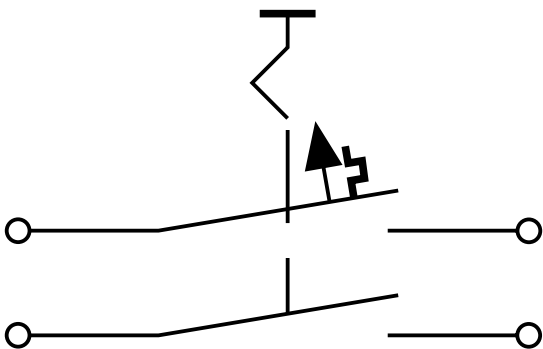
AS168X-CB1...



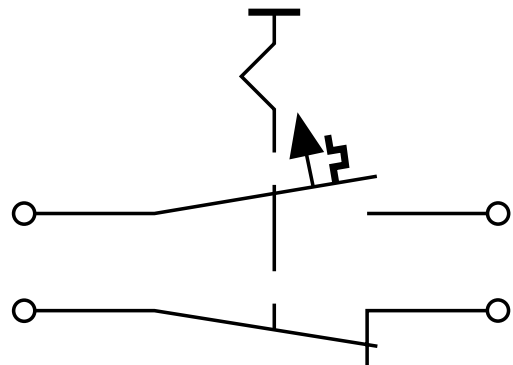
AS168X-CB1...N



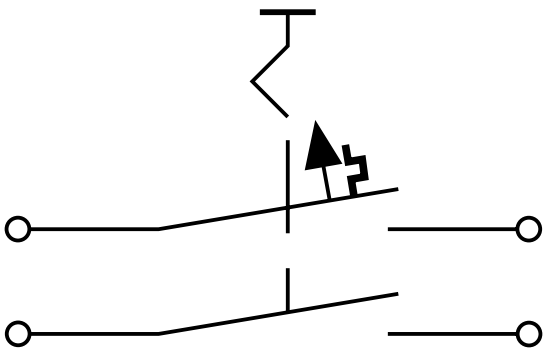
AS168X-CB1... / AS168X-ACBH1



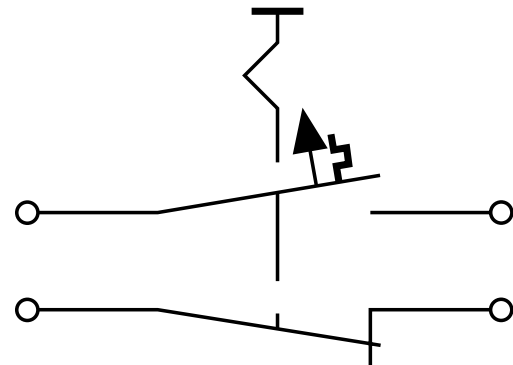
AS168X-CB1... / AS168X-ACBH2



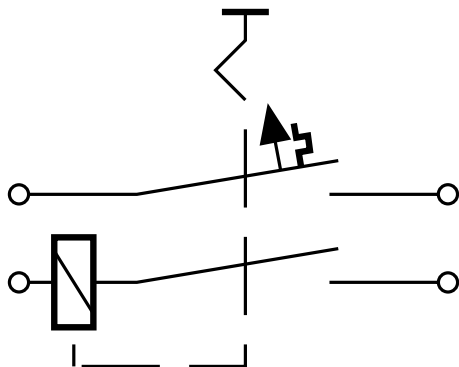
AS168X-CB1... / AS168X-ACBS1







AS168X-CB1... / AS168X-ACBS2



AS168X-CB1... / AS168X-ACBA



| Symbol   | Standard                   | Rated current | Rated voltage AC | Conditional short circuit capacity Icn | Rated voltage DC | Conditional short circuit capacity Icn |
|--|----------------------------|---------------|------------------|--|------------------|--|
|  | UL 508<br>CSA C22.2 no. 14 | 0.5 - 52 A    | 277 V            | 5 kA                                   | -                | -                                      |
|  | UL 1077                    | 0.5 - 40 A    | 240 V            | 10 kA                                  | -                | -                                      |
|  | CSA C22.2 no. 235          | 0.5 - 50 A    | 277 V<br>125 V   | 5 kA<br>10 kA                          | 65 V             | 2 kA                                   |
|  | EN 60934                   | 0.5 - 30 A    | 240 V            | 4.5 kA                                 | 65 V             | 4.5 kA                                 |
|  | GB 17701                   | -             | -                | -                                      | -                | -                                      |

### Effect of ambient temperature

AC-breaker are calibrated for an ambient temperature of +40°C, DC-breakers for +23°C. To determine the rated current for a lower or higher ambient temperature, use a correction factor from the table below:

| Ambient temperature [°C] | Correction factor AC version | Correction factor DC version |
|--------------------------|------------------------------|------------------------------|
| -20                      | 0.78                         | 0.80                         |
| -5                       | 0.82                         | 0.87                         |
| 0                        | 0.83                         | 0.90                         |
| +10                      | 0.87                         | 0.95                         |
| +23                      | 0.91                         | 1.00                         |
| +30                      | 0.95                         | 1.05                         |
| +40                      | 1.00                         | 1.10                         |
| +50                      | 1.05                         | 1.20                         |
| +60                      | 1.11                         | 1.30                         |

Example DC version: Rated current = 10 A; Environmental temperature = 50 °C; --> Correction factor = 1.2; Resulting current = 12 A

Ampere-Horsepower

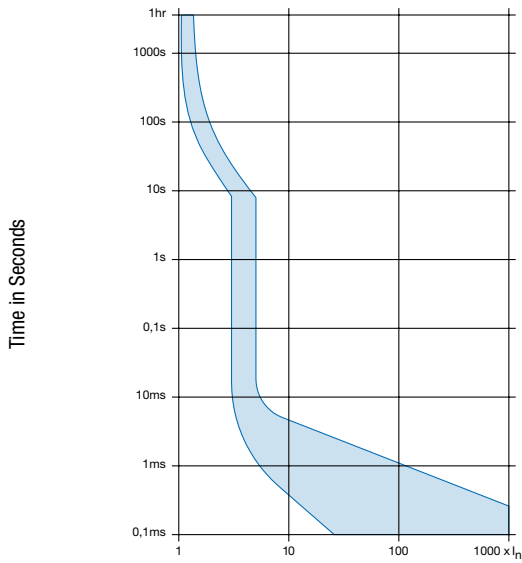
| AS168X-CB                      | Motor Nameplate |                         | Horsepower<br>(FLA & LRC Ratings Apply where no HP Rating is given) |       |       |         |       |        |         |         |
|--------------------------------|-----------------|-------------------------|---|-------|-------|---------|-------|--------|---------|---------|
|                                |                 |                         | Nominal Circuit Voltage, VAC  |       |       |         |       |        |         |         |
|                                |                 |                         | 110-120   | 200   | 208   | 220-240 | 265   | 277    | 380-415 | 440-480 |
| Rated Current<br>(See Note #1) | FLA Rating      | Starting/<br>LRC Rating |   |       |       |         |       | 1 pole |         | 2 pole  |
| 0.5A                           | 0.5A            | 3°                      |   |       |       |         |       |        |         |         |
| 1A                             | 1A              | 6°                      |   |       |       |         |       |        | 1/10    |         |
| 1.5A                           | 1.5A            | 9°                      |   |       |       | 1/10    | 1/10  | 1/10   | 1/6     |         |
| 2A                             | 2A              | 12A                     |   |       |       | 1/8     | 1/6   | 1/6    | 1/4     |         |
| 3A                             | 3A              | 18A                     | 1/10  | 1/6   | 1/6   | 1/4     | 1/4   | 1/3    | 1/3     | 1/2     |
| 4A                             | 4A              | 24A                     | 1/8   | 1/4   | 1/3   | 1/3     | 1/3   | 1/3    | 1/2     | 1       |
| 5A                             | 5A              | 30A                     | 1/6   | 1/3   | 1/3   | 1/2     | 1/2   | 1/2    | 3/4     | 1 1/2   |
| 6A                             | 6A              | 36A                     | 1/4   | 1/2   | 1/2   | 1/2     | 3/4   | 3/4    | 1       | 2       |
| 7A                             | 7A              | 42A                     | 1/4   | 1/2   | 1/2   | 3/4     | 1     | 1      | 1 1/2   | 2       |
| 8A                             | 8A              | 48A                     | 1/3   | 3/4   | 3/4   | 1       | 1     | 1      | 2       | 2       |
| 9A                             | 9A              | 54A                     | 1/3   | 3/4   | 1     | 1       | 1     | 1 1/2  | 2       | 3       |
| 10A                            | 10A             | 60A                     | 1/2   | 1     | 1     | 1 1/2   | 1 1/2 | 2      | 2       | 3       |
| 12A                            | 12A             | 72A                     | 1/2   | 1 1/2 | 1 1/2 | 2       | 2     | 2      | 3       | 3       |
| 13A                            | 13A             | 78A                     | 1/2   | 1 1/2 | 1 1/2 | 2       | 2     | 2      | 3       | 3       |
| 15A                            | 15A             | 90A                     | 3/4   | 2     | 2     | 2       | 3     | 3      | 3       | 5       |
| 16A                            | 16A             | 96A                     | 1   | 2     | 2     | 2       | 3     | 3      | 3       | 5       |
| 18A                            | 18A             | 108A                    | 1   | 2     | 2     | 3       | 3     | 3      | 5       | 5       |
| 20A                            | 20A             | 120A                    | 1 1/2   | 3     | 3     | 3       | 3     | 3      | 5       | 5       |
| 23A                            | 23A             | 138A                    | 1 1/2   | 3     | 3     | 3       | 3     | 3      | 5       | 7 1/2   |
| 25A                            | 25A             | 150A                    | 2   | 3     | 3     | 3       | 5     | 5      | 5       | 7 1/2   |
| 27A                            | 27A             | 162A                    | 2   | 3     | 3     | 3       | 5     | 5      | 7 1/2   | 10      |
| 30A                            | 30A             | 180A                    | 2   | 3     | 3     | 5       | 5     | 5      | 7 1/2   | 10      |

| AS168X-CB                      | Motor Nameplate |                         | Horsepower<br>(FLA & LRC Ratings Apply where no HP Rating is given) |       |       |         |         |         |
|--------------------------------|-----------------|-------------------------|---|-------|-------|---------|---------|---------|
|                                |                 |                         | Nominal Circuit Voltage, VAC  |       |       |         |         |         |
|                                |                 |                         | 110-120   | 200   | 208   | 220-240 | 380-415 | 440-480 |
| Rated Current<br>(See Note #1) | FLA Rating      | Starting/<br>LRC Rating |   |       |       |         |         | 3 pole  |
| 0.5A                           | 0.5A            |                         |   |       |       |         |         |         |
| 1A                             | 1A              |                         |   |       |       |         |         |         |
| 1.5A                           | 1.5A            | 10A                     |   |       |       |         | 1/2     | 1/2     |
| 2A                             | 2A              | 12.5A                   |   |       |       |         | 3/4     | 3/4     |
| 3A                             | 3A              | 20A                     |   | 1/2   | 1/2   | 1/2     | 1       | 1 1/2   |
| 4A                             | 4A              | 25A                     |   | 3/4   | 3/4   | 3/4     | 1 1/2   | 2       |
| 5A                             | 5A              | 32A                     | 1/2   | 1     | 1     | 1       | 2       | 3       |
| 6A                             | 6A              | 32A                     | 1/2   | 1     | 1     | 1/2     | 2       | 3       |
| 7A                             | 7A              | 32A                     | 3/4   | 1/2   | 1/2   | 2       | 3       | 3       |
| 8A                             | 8A              | 46A                     | 3/4   | 2     | 2     | 2       | 3       | 5       |
| 9A                             | 9A              | 46A                     | 1   | 2     | 2     | 2       | 3       | 5       |
| 10A                            | 10A             | 46A                     | 1   | 2     | 2     | 3       | 5       | 5       |
| 12A                            | 12A             | 63.5A                   | 1 1/2   | 3     | 3     | 3       | 5       | 7 1/2   |
| 13A                            | 13A             | 63.5A                   | 1 1/2   | 3     | 3     | 3       | 5       | 7 1/2   |
| 15A                            | 15A             | 81A                     | 2   | 3     | 3     | 3       | 7 1/2   | 10      |
| 16A                            | 16A             | 81A                     | 2   | 3     | 3     | 5       | 7 1/2   | 10      |
| 18A                            | 18A             | 81A                     | 2   | 5     | 5     | 5       | 10      | 10      |
| 20A                            | 20A             | 81A                     | 3   | 5     | 5     | 5       | 10      | 10      |
| 23A                            | 23A             | 116A                    | 3   | 5     | 5     | 7 1/2   | 10      | 15      |
| 25A                            | 25A             | 116A                    | 3   | 5     | 7 1/2 | 7 1/2   | 10      | 15      |
| 27A                            | 27A             | 145A                    | 3   | 7 1/2 | 7 1/2 | 7 1/2   | 15      | 20      |
| 30A                            | 30A             | 145A                    | 3   | 7 1/2 | 7 1/2 | 10      | 15      | 20      |

Note #1: For AC motor circuit nameplate FLA loads, AC general-use loads, AC resistance loads

## Time-Current-Curves

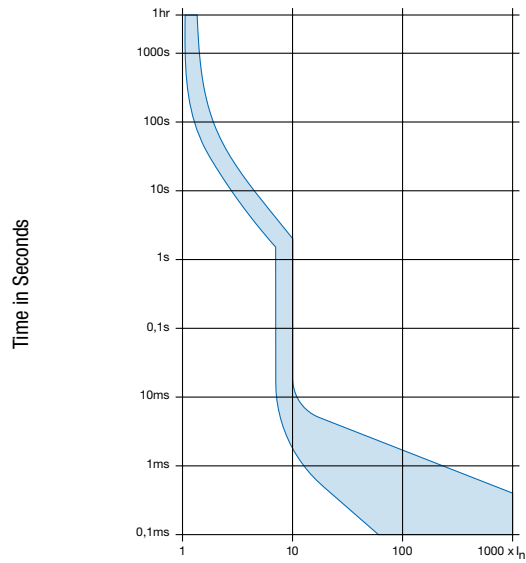
Version F / Magnetic 3-5  $xI_n$



Multiple of Rated Current  $I_n$

Reference Temperature +23°

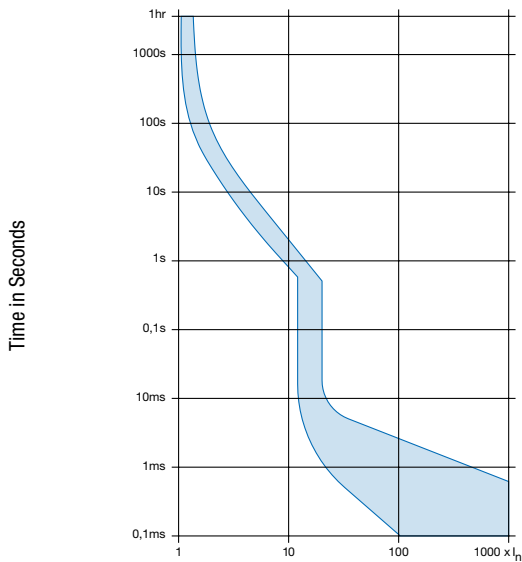
Version G / Magnetic 6-10  $xI_n$



Multiple of Rated Current  $I_n$

Reference Temperature +23°

Version H / Magnetic 12-20  $xI_n$



Multiple of Rated Current  $I_n$

Reference Temperature +23°

## Config. Code

AS168X-CB 1 DG 200 N

The characters are placeholders for the correspondingly keys of selections from the key tables.

AS168X-CB **1** DG 200 N = Number of Poles

Number of Poles

Configuration key

1-pole

1

AS168X-CB 1 DG 200 N = Tripping characteristics

| Tripping characteristics          | Configuration key |
|-----------------------------------|-------------------|
| 1.0-1.25xIn / 3-5xIn / 0.5-52 A   | F                 |
| 1.0-1.25xIn / 6-10xIn / 0.5-52 A  | G                 |
| 1.0-1.25xIn / 12-20xIn / 0.5-52 A | H                 |

AS168X-CB 1 DG 200 N = Rated current

| Rated current | Configuration key |
|---------------|-------------------|
| 0.05 A        | 005               |
| 1.0 A         | 010               |
| 1.5 A         | 015               |
| 2.0 A         | 020               |
| 3.0 A         | 030               |
| 4.0 A         | 040               |
| 5.0 A         | 050               |
| 6.0 A         | 060               |
| 7.0 A         | 070               |
| 8.0 A         | 080               |
| 9.0 A         | 090               |
| 10.0 A        | 100               |

Other rated currents on request

| Rated current | Configuration key |
|---------------|-------------------|
| 12.0 A        | 120               |
| 15.0 A        | 150               |
| 16.0 A        | 160               |
| 18.0 A        | 180               |
| 20.0 A        | 200               |
| 23.0 A        | 230               |
| 25.0 A        | 250               |
| 27.0 A        | 270               |
| 30.0 A        | 300               |
| 32.0 A        | 320               |
| 35.0 A        | 350               |
| 40.0 A        | 400               |
| 45.0 A        | 450               |
| 50.0 A        | 500               |
| 52.0 A        | 520               |

Other rated currents on request

AS168X-CB 1 DG 200 N = Switched neutral

| Switched neutral      | Configuration key |
|-----------------------|-------------------|
| Switched neutral pole | N                 |

Variants

| Tripping characteristics          | Rated current | Switched neutral      | Config. Code    | Order Number |
|-----------------------------------|---------------|-----------------------|-----------------|--------------|
| 1.0-1.25xIn / 6-10xIn / 0.5-52 A  | 1.0 A         |                       | AS168X-CB1G010  | 4420.0206    |
| 1.0-1.25xIn / 6-10xIn / 0.5-52 A  | 2.0 A         |                       | AS168X-CB1G020  | 4420.0230    |
| 1.0-1.25xIn / 6-10xIn / 0.5-52 A  | 3.0 A         |                       | AS168X-CB1G030  | 4420.0229    |
| 1.0-1.25xIn / 6-10xIn / 0.5-52 A  | 3.0 A         | Switched neutral pole | AS168X-CB1G030N | 4420.0973    |
| 1.0-1.25xIn / 6-10xIn / 0.5-52 A  | 4.0 A         |                       | AS168X-CB1G040  | 4420.0231    |
| 1.0-1.25xIn / 6-10xIn / 0.5-52 A  | 5.0 A         |                       | AS168X-CB1G050  | 4420.0202    |
| 1.0-1.25xIn / 6-10xIn / 0.5-52 A  | 6.0 A         |                       | AS168X-CB1G060  | 4420.0201    |
| 1.0-1.25xIn / 6-10xIn / 0.5-52 A  | 7.0 A         |                       | AS168X-CB1G070  | 4420.0329    |
| 1.0-1.25xIn / 6-10xIn / 0.5-52 A  | 8.0 A         |                       | AS168X-CB1G080  | 4420.0228    |
| 1.0-1.25xIn / 6-10xIn / 0.5-52 A  | 10.0 A        |                       | AS168X-CB1G100  | 4420.0261    |
| 1.0-1.25xIn / 6-10xIn / 0.5-52 A  | 10.0 A        | Switched neutral pole | AS168X-CB1G100N | 4420.0512    |
| 1.0-1.25xIn / 6-10xIn / 0.5-52 A  | 12.0 A        |                       | AS168X-CB1G120  | 4420.0597    |
| 1.0-1.25xIn / 6-10xIn / 0.5-52 A  | 15.0 A        |                       | AS168X-CB1G150  | 4420.0248    |
| 1.0-1.25xIn / 6-10xIn / 0.5-52 A  | 16.0 A        |                       | AS168X-CB1G160  | 4420.0260    |
| 1.0-1.25xIn / 6-10xIn / 0.5-52 A  | 20.0 A        |                       | AS168X-CB1G200  | 4420.0262    |
| 1.0-1.25xIn / 6-10xIn / 0.5-52 A  | 25.0 A        |                       | AS168X-CB1G250  | 4420.0232    |
| 1.0-1.25xIn / 6-10xIn / 0.5-52 A  | 30.0 A        |                       | AS168X-CB1G300  | 4420.0233    |
| 1.0-1.25xIn / 6-10xIn / 0.5-52 A  | 35.0 A        |                       | AS168X-CB1G350  | 4420.0839    |
| 1.0-1.25xIn / 12-20xIn / 0.5-52 A | 1.0 A         |                       | AS168X-CB1H010  | 4420.0595    |
| 1.0-1.25xIn / 12-20xIn / 0.5-52 A | 3.0 A         |                       | AS168X-CB1H030  | 4420.0694    |
| 1.0-1.25xIn / 12-20xIn / 0.5-52 A | 4.0 A         |                       | AS168X-CB1H040  | 4420.0173    |
| 1.0-1.25xIn / 12-20xIn / 0.5-52 A | 6.0 A         |                       | AS168X-CB1H060  | 4420.0596    |
| 1.0-1.25xIn / 12-20xIn / 0.5-52 A | 8.0 A         |                       | AS168X-CB1H080  | 4420.0714    |
| 1.0-1.25xIn / 12-20xIn / 0.5-52 A | 10.0 A        |                       | AS168X-CB1H100  | 4420.0572    |



| Tripping characteristics          | Rated current | Switched neutral | Config. Code   | Order Number |
|-----------------------------------|---------------|------------------|----------------|--------------|
| 1.0-1.25xIn / 12-20xIn / 0.5-52 A | 15.0 A        |                  | AS168X-CB1H150 | 4420.0675    |
| 1.0-1.25xIn / 12-20xIn / 0.5-52 A | 16.0 A        |                  | AS168X-CB1H160 | 4420.0768    |

Most Popular.

Availability for all products can be searched real-time:<http://www.schurter.com/en/Stock-Check/Stock-Check-SCHURTER>

**Packaging Unit** 1 Pcs