

阅读申明

- 1.本站收集的数据手册和产品资料都来自互联网，版权归原作者所有。如读者和版权方有任何异议请及时告之，我们将妥善解决。
- 2.本站提供的中文数据手册是英文数据手册的中文翻译，其目的是协助用户阅读，该译文无法自动跟随原稿更新，同时也可能存在翻译上的不当。建议读者以英文原稿为参考以便获得更精准的信息。
- 3.本站提供的产品资料，来自厂商的技术支持或者使用者的心得体会等，其内容可能存在描述上的差异，建议读者做出适当判断。
- 4.如需与我们联系，请发邮件到marketing@iczoom.com，主题请标有“数据手册”字样。

Read Statement

1. The datasheets and other product information on the site are all from network reference or other public materials, and the copyright belongs to the original author and original published source. If readers and copyright owners have any objections, please contact us and we will deal with it in a timely manner.
2. The Chinese datasheets provided on the website is a Chinese translation of the English datasheets. Its purpose is for reader's learning exchange only and do not involve commercial purposes. The translation cannot be automatically updated with the original manuscript, and there may also be improper translations. Readers are advised to use the English manuscript as a reference for more accurate information.
3. All product information provided on the website refer to solutions from manufacturers' technical support or users the contents may have differences in description, and readers are advised to take the original article as the standard.
4. If you have any questions, please contact us at marketing@iczoom.com and mark the subject with "Datasheets" .

Midget Fuse, 10.3 x 38 mm, 1000 VDC, Photovoltaic, gPV

new



Standard

PCB version

1000VDC · gPV



Description

- Meets the new UL and IEC photovoltaic standards
- UL Recognized for 1000 VDC
- High breaking capacity of 20 kA @ 1000 VDC
- Low min. interrupting rating of 1.35 x In
- Meets the requirements of IEC 61730-2 for PV module safety

Standards

- IEC 60269-6
- UL 2579

Approvals

- Approval Reference Type: ASO 10.3x38
- VDE Certificate Number: 40033592
- UL File Number: E345791

Applications

- All photovoltaic applications
- Inverters
- Battery charge controllers
- In-line protection
- String fuses


References

Corresponding Fuseholder [FSO](#); [CSO](#); [231660](#)
Corresponding Cover [ESO 10.3x38](#)

Weblinks

[pdf datasheet](#), [html-datasheet](#), [General Product Information](#), [Packaging details](#), [Approvals](#), [CE declaration of conformity](#), [RoHS](#), [CHINA-RoHS](#), [REACH](#), [Distributor-Stock-Check](#), [Accessories](#), [Detailed request for product](#)


Technical Data

Rated Voltage	1000VDC
Rated current	1 - 30A
Breaking Capacity	20kA
Characteristic	gPV
Mounting	Insert, PCB/THT
Admissible Ambient Air Temp.	-50 °C to 125 °C
Unit Weight	8.3 g
Storage Conditions	0 °C to 60 °C, max. 70% r.h.
Product Marking	 Type, Rated current, Rated Voltage, Breaking Capacity, Characteristic, Approvals

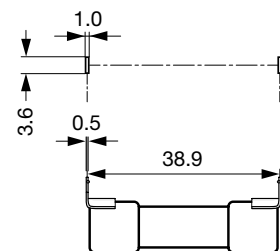
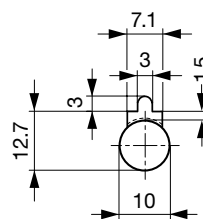
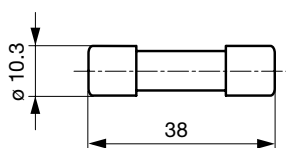
Detailed information on product approvals, code requirements, usage instructions and detailed test conditions can be looked up in [General Product Information](#)

Dimension [mm]

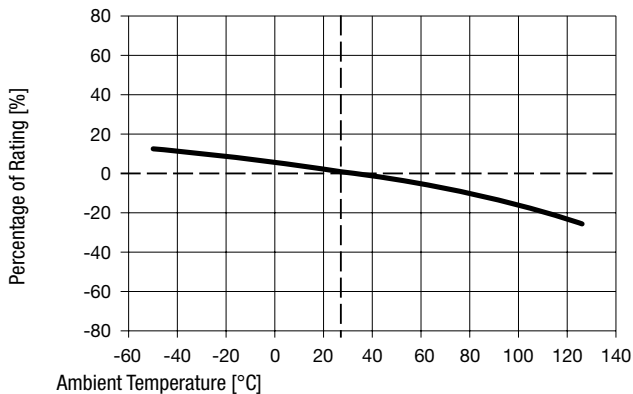
Standard

 10.3 mm

Panel cut-out for front mounting



Derating Curves

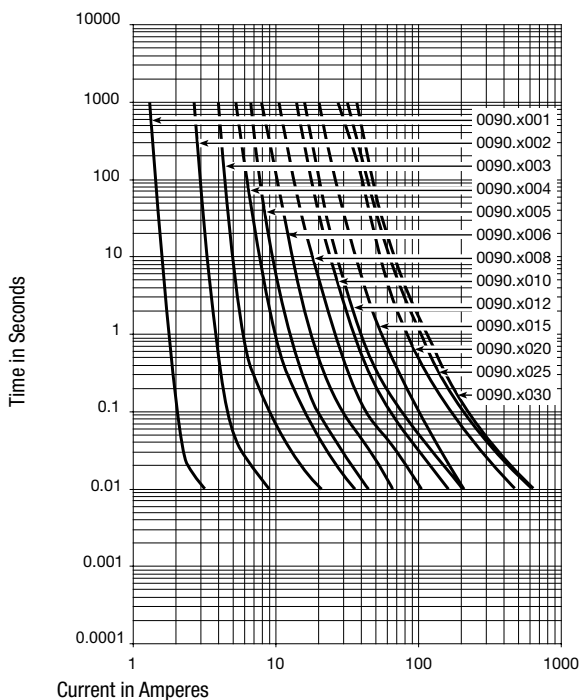


Pre-Arcing Time

Rated Current I_n $1.0 \times I_n$ min. $1.13 \times I_n$ min. $1.35 \times I_n$ max. $1.45 \times I_n$ max. $2.0 \times I_n$ max.



Rated Current I_n	$1.0 \times I_n$ min.	$1.13 \times I_n$ min.	$1.35 \times I_n$ max.	$1.45 \times I_n$ max.	$2.0 \times I_n$ max.
1 A - 30 A	60 min	60 min	60 min	60 min	4 min

Time-Current-Curves



All Variants

Rated Current [A]	Mounting	Rated Voltage [VDC]	Breaking Capacity	Power Dissipation $1.0 I_n$ typ. [mW]	Melting I^2t 20 kA typ. [A ² s]			Order Number
1	Standard	1000	1)	602	0.554	●	●	0090.0001
2	Standard	1000	1)	1586	4.755	●	●	0090.0002
3	Standard	1000	1)	1504	7.882	●	●	0090.0003
4	Standard	1000	1)	1491	23.03	●	●	0090.0004
5	Standard	1000	1)	1465	42.6	●	●	0090.0005
6	Standard	1000	1)	1348	80.25	●	●	0090.0006
8	Standard	1000	1)	1610	199	●	●	0090.0008

Rated Current [A]	Mounting	Rated Voltage [VDC]	Breaking Capacity	Power Dissipation 1.0 I _n typ. [mW]	Melting I ² t 20 kA typ. [A ² s]			Order Number
10	Standard	1000	1)	1760	401	●	●	0090.0010
12	Standard	1000	1)	1965	642	●	●	0090.0012
15	Standard	1000	1)	1914	505	●	●	0090.0015
20	Standard	1000	1)	2810	1313	●	●	0090.0020
25	Standard	1000	1)	2981	2371	●	●	0090.0025
30	Standard	1000	1)	3923	2679	●	●	0090.0030
1	PCB	1000	1)	602	0.554	●	●	0090.1001
2	PCB	1000	1)	1586	4.755	●	●	0090.1002
3	PCB	1000	1)	1504	7.882	●	●	0090.1003
4	PCB	1000	1)	1491	23.03	●	●	0090.1004
5	PCB	1000	1)	1465	42.6	●	●	0090.1005
6	PCB	1000	1)	1348	80.25	●	●	0090.1006
8	PCB	1000	1)	1610	199	●	●	0090.1008
10	PCB	1000	1)	1760	401	●	●	0090.1010
12	PCB	1000	1)	1965	642	●	●	0090.1012
15	PCB	1000	1)	2282	505	●	●	0090.1015
20	PCB	1000	1)	2810	1313	●	●	0090.1020
25	PCB	1000	1)	2981	2371	●	●	0090.1025
30	PCB	1000	1)	3923	2679	●	●	0090.1030

Most Popular.

Availability for all products can be searched real-time: <http://www.schurter.com/en/Stock-Check/Stock-Check-SCHURTER>

1) 20 kA @ 1000 VDC, L/R < 2ms

Packaging Unit	Standard version	Bulk (10 pcs.)
	PCB version	Bulk (100 pcs.)

Zubehör

Description



ESO 10.3x38
Fuse Inserter/Extractor with Cover Function for 10.3x38 mm Fuses in Clips, Patent Pending