

阅读申明

- 1.本站收集的数据手册和产品资料都来自互联网，版权归原作者所有。如读者和版权方有任何异议请及时告之，我们将妥善解决。
- 2.本站提供的中文数据手册是英文数据手册的中文翻译，其目的是协助用户阅读，该译文无法自动跟随原稿更新，同时也可能存在翻译上的不当。建议读者以英文原稿为参考以便获得更精准的信息。
- 3.本站提供的产品资料，来自厂商的技术支持或者使用者的心得体会等，其内容可能存在描述上的差异，建议读者做出适当判断。
- 4.如需与我们联系，请发邮件到marketing@iczoom.com，主题请标有“数据手册”字样。


Read Statement

1. The datasheets and other product information on the site are all from network reference or other public materials, and the copyright belongs to the original author and original published source. If readers and copyright owners have any objections, please contact us and we will deal with it in a timely manner.
2. The Chinese datasheets provided on the website is a Chinese translation of the English datasheets. Its purpose is for reader's learning exchange only and do not involve commercial purposes. The translation cannot be automatically updated with the original manuscript, and there may also be improper translations. Readers are advised to use the English manuscript as a reference for more accurate information.
3. All product information provided on the website refer to solutions from manufacturers' technical support or users the contents may have differences in description, and readers are advised to take the original article as the standard.
4. If you have any questions, please contact us at marketing@iczoom.com and mark the subject with "Datasheets" .

242 Series Barrier Network Fuse



Agency Approvals

Agency	Agency File Number	Ampere Range
	E10480	0.040 - 0.250 A

Electrical Characteristics

% of Ampere Rating	Opening Time
100%	4 hours, Minimum
300%	10 seconds, Maximum
1000%	0.002 seconds, Maximum

Description

The 242 Series hazardous area barrier network fuse offers a range of fuses designed to enable greater safety for electronic equipment within potentially explosive environments.

Features

- High interrupting rating suitable for intrinsic safety protection of hazardous locations equipment.
- Available in both axial lead and surface mount.
- RoHS compliant and Halogen-free.

Applications

- Intrinsic safety electrical equipment; Electrical connections and components; Test equipment

Additional Information



Datasheet




Resources



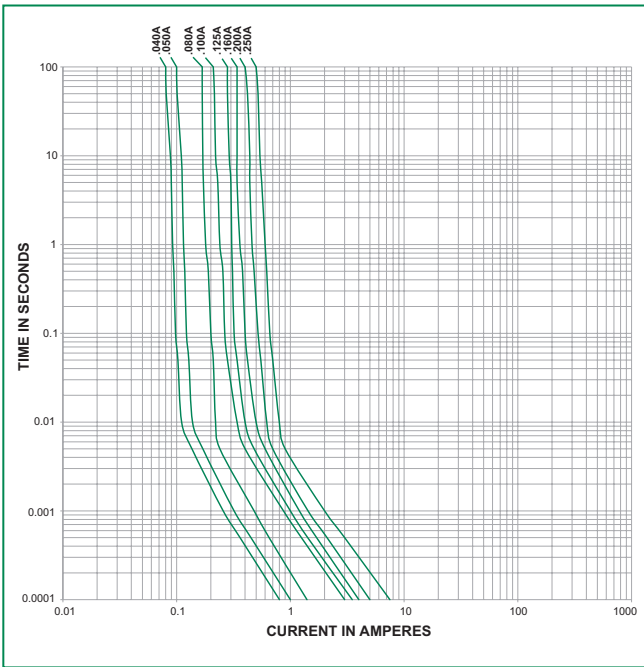
Samples

Electrical Characteristics

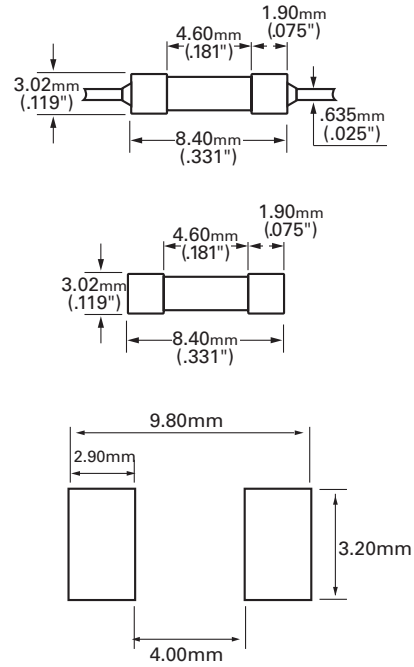
Ampere Rating (A)	Amp Code	Body Color Coding	Interrupting Rating	Nominal Cold Resistance (Ohms)	Nominal Melting I ² t (A ² Sec.)	Agency Approvals
						
0.040	.040	Gold	4000A @ 250VAC/VDC	16.48	0.000078	x
0.050	.050	Red		11.34	0.000103	x
0.080	.080	Green		8.19	0.000214	x
0.100	.100	Blue		3.60	0.000977	x
0.125	.125	Orange		3.78	0.001026	x
0.160	.160	Violet		3.00	0.00157	x
0.200	.200	Brown		2.68	0.0025	x
0.250	.250	Black		1.6	0.00579	x

Disclaimer Notice - Information furnished is believed to be accurate and reliable. However, users should independently evaluate the suitability of and test each product selected for their own applications. Littelfuse products are not designed for, and may not be used in, all applications. Read complete Disclaimer Notice at www.littelfuse.com/disclaimer-electronics.

Average Time Current Curves

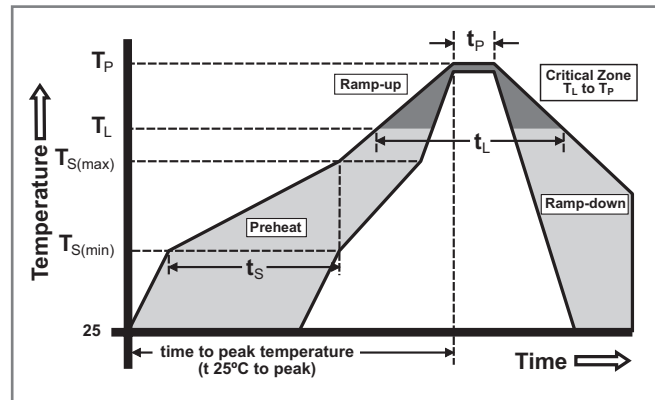


Dimensions



Soldering Parameters

Reflow Condition		Pb – Free assembly
Pre Heat	- Temperature Min ($T_{s(min)}$)	150°C
	- Temperature Max ($T_{s(max)}$)	200°C
	- Time (min to max) (t_s)	60 – 180 secs
Average ramp up rate (Liquidus Temp (T_L) to peak)		5°C/second max
$T_{s(max)}$ to T_L - Ramp-up Rate		5°C/second max
Reflow	- Temperature (T_L) (Liquidus)	217°C
	- Temperature (t_l)	60 – 150 seconds
Peak Temperature (T_p)		250 \pm 0/5 °C
Time within 5°C of actual peak Temp. (t_p)		20 – 40 seconds
Ramp-down Rate		5°C/second max
Time 25°C to peak Temperature (T_p)		8 minutes Max.
Do not exceed		260°C



Wave Soldering	260°C, 10 seconds max.
----------------	------------------------

Product Characteristics

Operating Temperature	-40°C to 125°C (Consider re-rating)
Thermal Shock	Withstands 5 cycles of - 55°C to 125°C
Vibration	Per MIL-STD-202 Method 201
Insulation Resistance (After Opening)	Greater than 10,000 ohms.

Part Numbering System

