

阅读申明

- 1.本站收集的数据手册和产品资料都来自互联网，版权归原作者所有。如读者和版权方有任何异议请及时告之，我们将妥善解决。
- 2.本站提供的中文数据手册是英文数据手册的中文翻译，其目的是协助用户阅读，该译文无法自动跟随原稿更新，同时也可能存在翻译上的不当。建议读者以英文原稿为参考以便获得更精准的信息。
- 3.本站提供的产品资料，来自厂商的技术支持或者使用者的心得体会等，其内容可能存在描述上的差异，建议读者做出适当判断。
- 4.如需与我们联系，请发邮件到marketing@iczoom.com，主题请标有“数据手册”字样。

Read Statement

1. The datasheets and other product information on the site are all from network reference or other public materials, and the copyright belongs to the original author and original published source. If readers and copyright owners have any objections, please contact us and we will deal with it in a timely manner.
2. The Chinese datasheets provided on the website is a Chinese translation of the English datasheets. Its purpose is for reader's learning exchange only and do not involve commercial purposes. The translation cannot be automatically updated with the original manuscript, and there may also be improper translations. Readers are advised to use the English manuscript as a reference for more accurate information.
3. All product information provided on the website refer to solutions from manufacturers' technical support or users the contents may have differences in description, and readers are advised to take the original article as the standard.
4. If you have any questions, please contact us at marketing@iczoom.com and mark the subject with "Datasheets" .

GMF and GRF non-rejection fuses and HLR holders



Catalog symbols:

- GMF
- GRF
- HLR-2

Description:

Bussmann® series non-rejecting, time-delay, in-line fuses and holders.

Specifications:

Ratings

- Volts - 300 Vac
- Amps
 - GMF 3/10-6 1/4 A
 - GRF 7-10 A
- Interrupting rating - 10 kA

Agency information

GMF and GRF fuse:

- UL® Listed, Std. 248-14, Guide JDYX, File E19180
- CSA® Certified, C22.2 No. 248.14, Class 1422-01, File 53787
- CE

HLR fuseholder:

- UL Recognized, 12A, 300 Vac, Guide IZLT2, File E14853
- CSA Certified, 12A, 300 Vac, Class 6225-01, File 47235
- CE

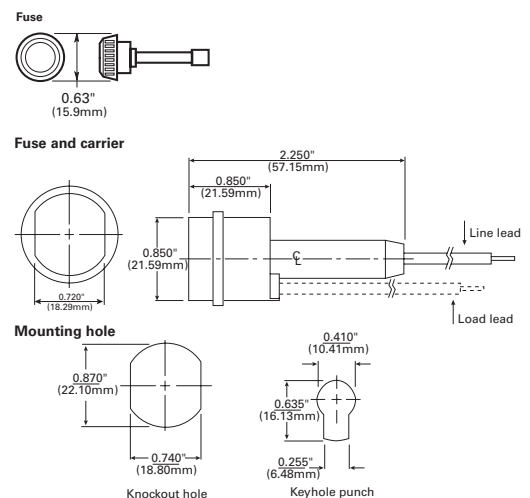
HLR-2:

- UL Recognized, 15A, 300 Vac, Guide IZLT2, File E14853
- CSA Certified, 15A, 300 Vac, Class 6225-01, File 47235
- CE

Additional information:

- HLR carrier comes with 6" of #18 red insulated solid copper wire attached to the line side
- Customer inserts a #18 insulated solid copper wire into load side receptacle
- Order part number HLR-2 to obtain 6" of #18 black insulated solid copper wire pre-installed in a load side receptacle
- Order part number HLR-2L to obtain 6" of #18 black insulated solid copper wire packaged loose (un-installed)
- An alternative to the HLR fuseholder is the A fuseholder. The A fuseholder comes WITHOUT leads. The customer inserts #18 insulated solid copper wire into the line side receptacle as well as into the load side receptacle. It has the same body dimensions, utilizes the same mounting hole, and takes the same mounting clips as the HLR. The A fuseholder is UL Recognized, 10A, 300Vac, Guide IZLT2, File E14853 and CSA Certified, 10A, 300Vac, Class 6225-01, File 47235
- Fuse and knob are an integral one-piece unit. There are no replacement knobs (caps)
- Units can be panel mounted with a separate steel clip. For the knockout hole (see above), choose #BK/A-104. For the keyhole punch type hole, choose #6374 for panels 0.043" to 0.062" thick, or #4909 for panels 0.030" to 0.042" thick
- Do not put tension on line (rear) terminal of fuseholder

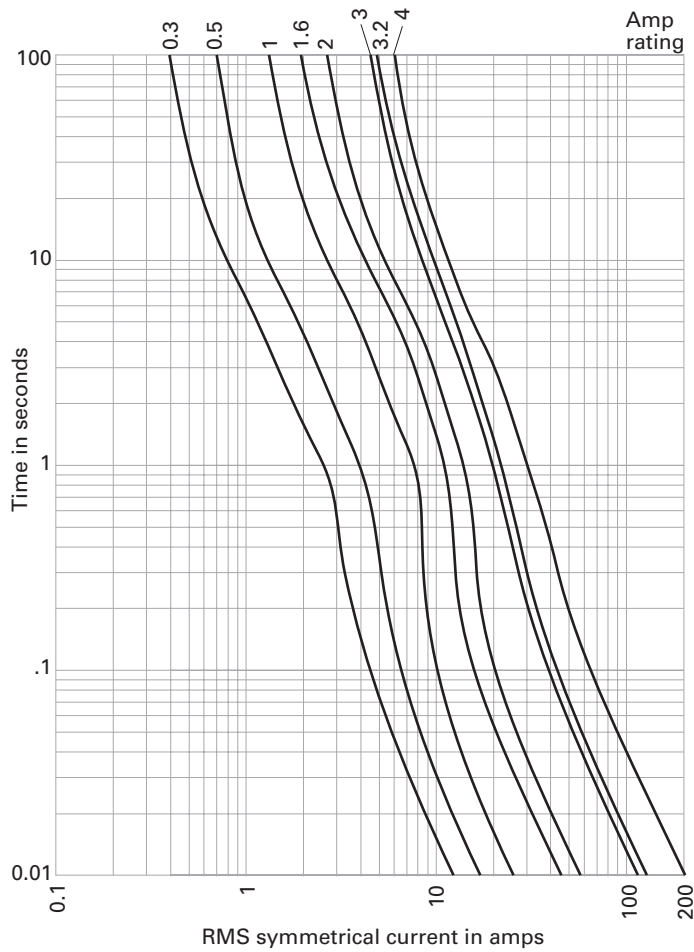
Dimensions - in (mm):



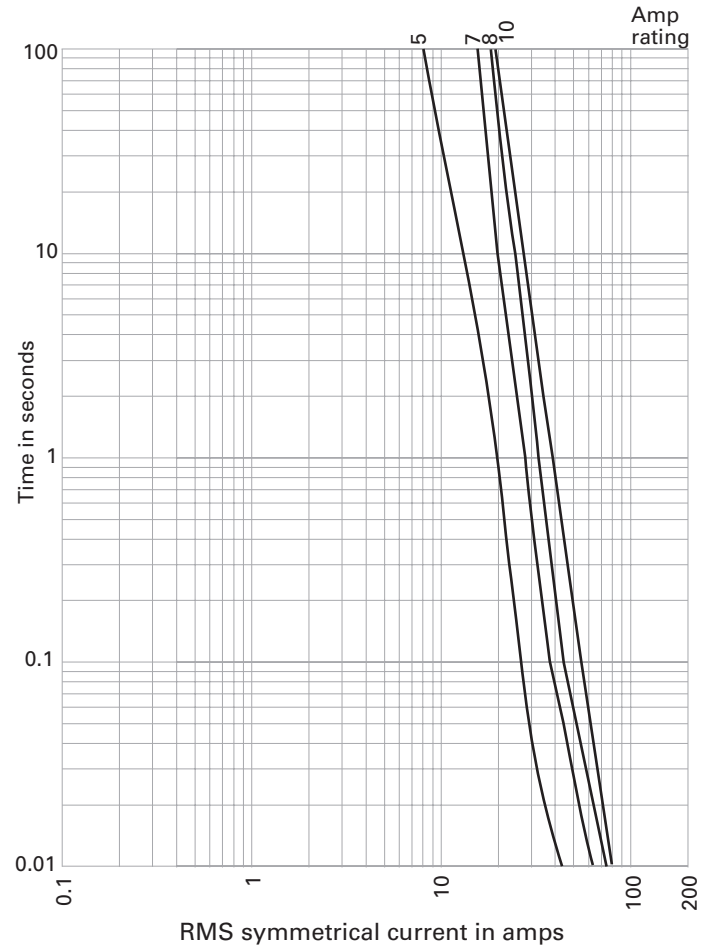
Catalog numbers

Fuse	Holder	Fuse	Holder
GMF-3/10	HLR	GMF-3	HLR
GMF-1/2	HLR	GMF-3 2/10	HLR
GMF-6/10	HLR	GMF-4	HLR
GMF-8/10	HLR	GMF-5	HLR
GMF-1	HLR	GMF-6 1/4	HLR
GMF-1 1/4	HLR	GRF-7	HLR
GMF-1 6/10	HLR	GRF-8	HLR
GMF-2	HLR	GRF-10	HLR
GMF-2 1/2	HLR	GMF-10	HLR
GMF-2 8/10	HLR		

Time-current curves—average melt



Time-current curves—average melt



The only controlled copy of this data sheet is the electronic read-only version located on the Eaton network drive. All other copies of this document are by definition uncontrolled. This bulletin is intended to clearly present comprehensive product data and provide technical information that will help the end user with design applications. Eaton reserves the right, without notice, to change design or construction of any products and to discontinue or limit distribution of any products. Eaton also reserves the right to change or update, without notice, any technical information contained in this bulletin. Once a product has been selected, it should be tested by the user in all possible applications.

Eaton
1000 Eaton Boulevard
Cleveland, OH 44122
United States
Eaton.com

Bussmann Division
114 Old State Road
Ellisville, MO 63021
United States
Eaton.com/bussmannseries

© 2016 Eaton
All Rights Reserved
Printed in USA
Publication No. 2031 – SB02233
June 2016

Eaton and Bussmann are valuable trademarks of Eaton in the US and other countries. You are not permitted to use the Eaton trademarks without prior written consent of Eaton.

CSA is a registered trademark of the Canadian Standards Group.
UL is a registered trademark of the Underwriters Laboratories, Inc.

For Eaton's Bussmann series product information, call **1-855-287-7626** or visit: **Eaton.com/bussmannseries**