

阅读申明

- 1.本站收集的数据手册和产品资料都来自互联网，版权归原作者所有。如读者和版权方有任何异议请及时告之，我们将妥善解决。
- 2.本站提供的中文数据手册是英文数据手册的中文翻译，其目的是协助用户阅读，该译文无法自动跟随原稿更新，同时也可能存在翻译上的不当。建议读者以英文原稿为参考以便获得更精准的信息。
- 3.本站提供的产品资料，来自厂商的技术支持或者使用者的心得体会等，其内容可能存在描述上的差异，建议读者做出适当判断。
- 4.如需与我们联系，请发邮件到marketing@iczoom.com，主题请标有“数据手册”字样。


Read Statement

1. The datasheets and other product information on the site are all from network reference or other public materials, and the copyright belongs to the original author and original published source. If readers and copyright owners have any objections, please contact us and we will deal with it in a timely manner.
2. The Chinese datasheets provided on the website is a Chinese translation of the English datasheets. Its purpose is for reader's learning exchange only and do not involve commercial purposes. The translation cannot be automatically updated with the original manuscript, and there may also be improper translations. Readers are advised to use the English manuscript as a reference for more accurate information.
3. All product information provided on the website refer to solutions from manufacturers' technical support or users the contents may have differences in description, and readers are advised to take the original article as the standard.
4. If you have any questions, please contact us at marketing@iczoom.com and mark the subject with "Datasheets" .

Buss High Voltage Fuses

1000 - 10,000 Volts

HV Series



CATALOG SYMBOL: HVA, HVB, HVJ, HVL, HVR, HVT, HVU, HVW, AND HVX
 NON-TIME DELAY
 1000 TO 10,000 VOLTS

13/32" and 13/16" x Length
 (10.3mm and 20.6mm x Length)
For High Voltage Circuits

- Non-Time Delay fuses for high voltage instruments and circuits.
- Physical size varies with electrical rating of fuse to prevent over-fusing.
- Use HVA, HVB, HVJ and HVL for circuits up to 20kw dc or 30 KVA ac. For higher interrupting capacity, use HVR, HVT, HVU, HVW and HVX.

Test Specifications

Catalog Number	Load	Opening Time
HVA	110% 135%	4 Hours (min.) 1 Hour (max.)
HVB		
HVJ		
HVL		
HVR	100% 150%	4 Hours (min.) 1 Hour (max.)
HVT		
HVU		
HVW		
HVX		


Amps		Dia.	Length		*Wt./100	
			In.	mm	Lbs.	Kg
HVA (1000 Volts)						
1/16	3/4					
1/8	1					
1/4	1-1/2					
1/10	2	0.41"	3"	76.1	2	0.91
2/10	3					
3/10	4					
3/8	6					
1/2	10					
HVB (2500 Volts)						
1/2	1-1/2					
3/4	2	0.41"	4.5"	114.2	3	1.36
1	3					
HVJ (5000 Volts)						
1/16	1-1/2					
1/8	2					
1/4	4	0.81"	5"	126.9	9	4.08
1/2	6					
3/4	10					
1	—					
HVL (10,000 Volts)						
1/16	1					
1/8	1-1/2					
1/4	2	0.81"	10"	253.8	15	6.80
1/2	3					
HVR (1000 Volts) (max. S.C. KVA-500)						
1/2	3					
1	4	0.41"	3"	76.1	3	1.36
2	5					
HVT (2500 Volts) (max. S.C. KVA-1250)						
1/2	3					
1	5	0.41"	4.5"	114.2	4	1.81
2	—					
HVU (5000 Volts) (max. S.C. KVA-2500)						
1/2	3					
1	4	0.81"	5"	126.9	19	8.62
2	5					
HVW (1200 Volts) (max. S.C. KVA-5000)						
1/2	3					
1	4	0.41"	2.25"	57.1	2	0.91
2	5					
	8					
HVX (10,000 Volts) (max. S.C. KVA-12,000)						
1/2	3					
1	5	0.41"	10.0"	253.8	36	16.33

*Shipping.
 Carton quantity: 10.

Buss High Voltage Fuses

1000 - 10,000 Volts

HV Series

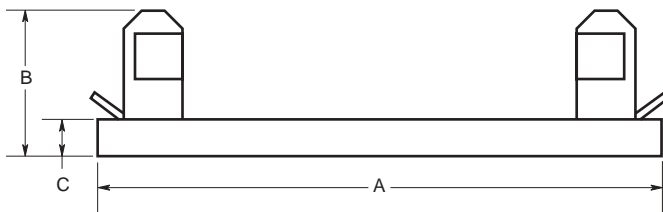


CATALOG SYMBOL: 4528, 4529, 4530, AND 2960
FUSE BLOCKS

For BUSS High Voltage Fuses (1000 to 10,000 Volts)

- Bakelite base.
- Alloy plated terminals.

Dimensional Data



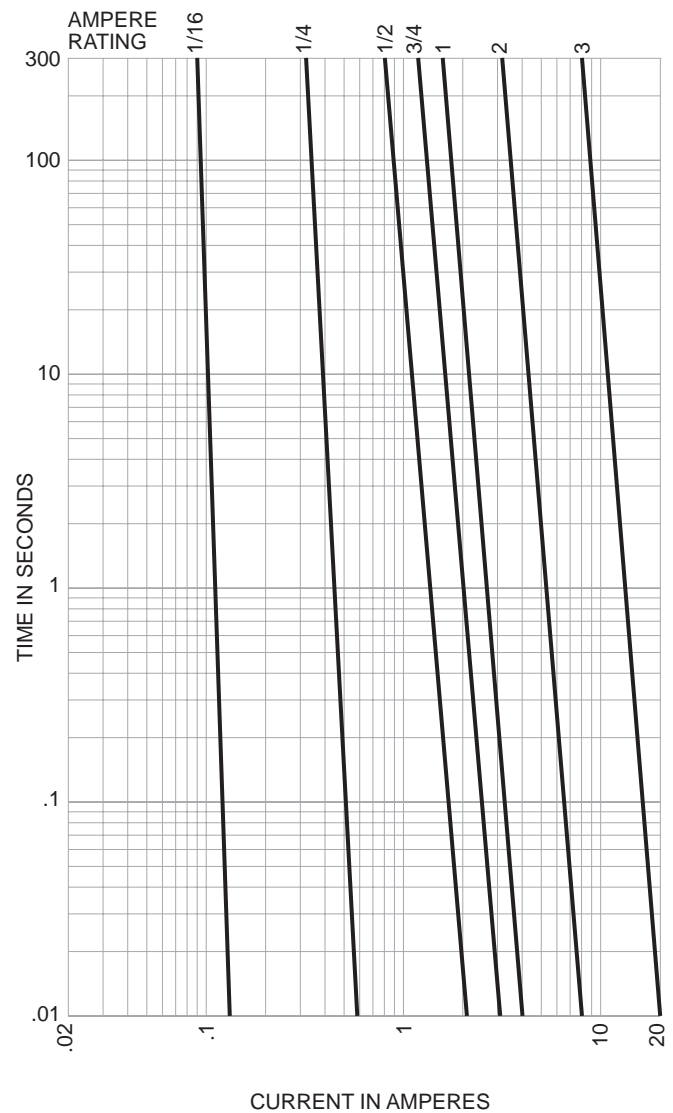
For Fuse Sym.	Bock Cat. No.	*Dimensions			Base Width
		A	B	C	
HVA	4528	3.75"	1.125"	0.38"	1.0"
HVR		(95.3)	(28.6)	(9.5)	(25.4)
HVB	4529	5.25"	1.125"	0.38"	1.0"
HVT		(133.4)	(28.6)	(9.5)	(25.4)
HVJ	4530	6.5"	1.66"	0.5"	1.38"
HVU		(165.1)	(42.1)	(12.7)	(34.9)
HVL	2960	11.44"	1.45"	0.75"	1.38"
HVX		(290.5)	(48.4)	(19.1)	(34.9)

*Two mounting holes:

Use #8 screws on blocks 4528 and 4529.

Use #10 screws on blocks 4530 and 2960.

Time-Current Characteristic Curves—Average Melt



The only controlled copy of this BIF document is the electronic read-only version located on the Bussmann Network Drive. All other copies of this BIF document are by definition uncontrolled. This bulletin is intended to clearly present comprehensive product data and provide technical information that will help the end user with design applications. Bussmann reserves the right, without notice, to change design or construction of any products and to discontinue or limit distribution of any products. Bussmann also reserves the right to change or update, without notice, any technical information contained in this bulletin. Once a product has been selected, it should be tested by the user in all possible applications.