

阅读申明

- 1.本站收集的数据手册和产品资料都来自互联网，版权归原作者所有。如读者和版权方有任何异议请及时告之，我们将妥善解决。
- 2.本站提供的中文数据手册是英文数据手册的中文翻译，其目的是协助用户阅读，该译文无法自动跟随原稿更新，同时也可能存在翻译上的不当。建议读者以英文原稿为参考以便获得更精准的信息。
- 3.本站提供的产品资料，来自厂商的技术支持或者使用者的心得体会等，其内容可能存在描述上的差异，建议读者做出适当判断。
- 4.如需与我们联系，请发邮件到marketing@iczoom.com，主题请标有“数据手册”字样。

Read Statement

1. The datasheets and other product information on the site are all from network reference or other public materials, and the copyright belongs to the original author and original published source. If readers and copyright owners have any objections, please contact us and we will deal with it in a timely manner.
2. The Chinese datasheets provided on the website is a Chinese translation of the English datasheets. Its purpose is for reader's learning exchange only and do not involve commercial purposes. The translation cannot be automatically updated with the original manuscript, and there may also be improper translations. Readers are advised to use the English manuscript as a reference for more accurate information.
3. All product information provided on the website refer to solutions from manufacturers' technical support or users the contents may have differences in description, and readers are advised to take the original article as the standard.
4. If you have any questions, please contact us at marketing@iczoom.com and mark the subject with "Datasheets" .

Ferrule

FWX 250V (U.L.) 1-30A

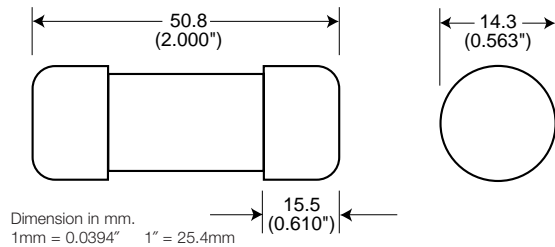


Electrical Characteristics				Ordering Information			Dimensions	Curves	
Size	Rated Current RMS-Amps	I ² t (A ² S)		Watts Loss	Part Number	Carton Qty.	Carton Weight (kg)	Figure Number	BIF #
		Pre-arc	Clearing at 250V						
14 x 51mm (⁵ / ₁₆ "	1	—	—	—	FWX-1A14F	10	0.225	Fig. 1	35785302
	2	—	—	—	FWX-2A14F				
	3	—	—	—	FWX-3A14F				
	4	—	—	—	FWX-4A14F				
	5	1.6	13	1.3	FWX-5A14F				
	10	3.6	24	3.4	FWX-10A14F				
	15	14	83	3.8	FWX-15A14F				
	20	33	200	4.6	FWX-20A14F				
	25	58	300	5.3	FWX-25A14F				
	30	100	500	5.9	FWX-30A14F				
50	200	1800	5.7	FWX-50A14F					

- Interrupting rating 200kA RMS Symmetrical. 1 kg = 2.2 lbs. 1 lb = 0.45 kg
- Watts loss provided at rated current.
- (250 Vdc/Interrupting rating 50kA) U.L. Recognition on 5 through 30 amperes only. Consult Bussmann for additional ratings.

Dimensions

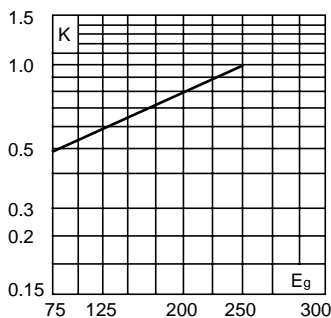
Fig. 1: 1-30 Amp Range



Electrical Characteristics

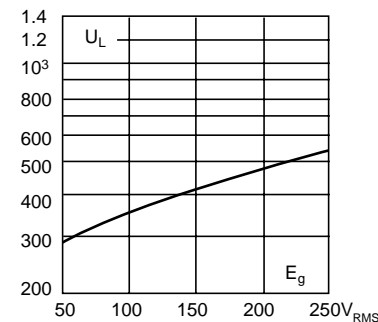
Total Clearing I²t

The total clearing I²t at rated voltage and at power factor of 15% are given in the electrical characteristics. For other voltages, the clearing I²t is found by multiplying by correction factor, K, given as a function of applied working voltage, E_g, (RMS).



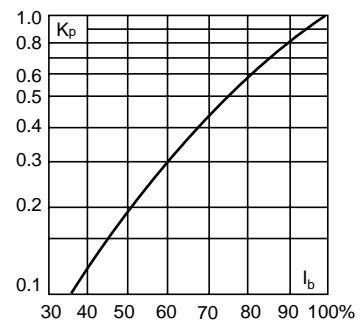
Arc Voltage

This curve gives the peak arc voltage, U_L, which may appear across the fuse during its operation as a function of the applied working voltage, E_g, (RMS) at a power factor of 15%.



Power Losses

Watts loss at rated current is given in the electrical characteristics. The curve allows the calculation of the power losses at load currents lower than the rated current. The correction factor, K_p, is given as a function of the RMS load current, I_b, in % of the rated current.



The only controlled copy of this BIF document is the electronic read-only version located on the Bussmann Network Drive. All other copies of this document are by definition uncontrolled. This bulletin is intended to clearly present comprehensive product data and provide technical information that will help the end user with design applications. Bussmann reserves the right, without notice, to change design or construction of any products and to discontinue or limit distribution of any products. Bussmann also reserves the right to change or update, without notice, any technical information contained in this bulletin. Once a product has been selected, it should be tested by the user in all possible applications.