

## 阅读申明

- 1.本站收集的数据手册和产品资料都来自互联网，版权归原作者所有。如读者和版权方有任何异议请及时告之，我们将妥善解决。
- 2.本站提供的中文数据手册是英文数据手册的中文翻译，其目的是协助用户阅读，该译文无法自动跟随原稿更新，同时也可能存在翻译上的不当。建议读者以英文原稿为参考以便获得更精准的信息。
- 3.本站提供的产品资料，来自厂商的技术支持或者使用者的心得体会等，其内容可能存在描述上的差异，建议读者做出适当判断。
- 4.如需与我们联系，请发邮件到marketing@iczoom.com，主题请标有“数据手册”字样。

## Read Statement

1. The datasheets and other product information on the site are all from network reference or other public materials, and the copyright belongs to the original author and original published source. If readers and copyright owners have any objections, please contact us and we will deal with it in a timely manner.
2. The Chinese datasheets provided on the website is a Chinese translation of the English datasheets. Its purpose is for reader's learning exchange only and do not involve commercial purposes. The translation cannot be automatically updated with the original manuscript, and there may also be improper translations. Readers are advised to use the English manuscript as a reference for more accurate information.
3. All product information provided on the website refer to solutions from manufacturers' technical support or users the contents may have differences in description, and readers are advised to take the original article as the standard.
4. If you have any questions, please contact us at marketing@iczoom.com and mark the subject with "Datasheets" .

# SPFI SERIES IN-LINE SOLAR FUSE

1000 Vdc • 2-30 A (Patent Pending)



## Description

The Littelfuse SPFI solar fuse is designed to integrate into an in-line assembly within a wire harness. The fuse provides photovoltaic (PV) protection that meets UL 248-19 for photovoltaic applications. The SPFI can be electrically insulated by either overmolding or using heat-shrink.

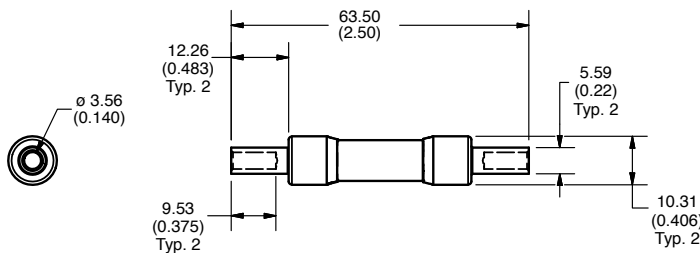
## Features/Benefits

- UL 248-19 Recognized
- Meets IEC 60269-6 electrical performance requirements
- 20,000 A Interrupting Rating
- No fuse holder required

## Applications

- Photovoltaic wire harness

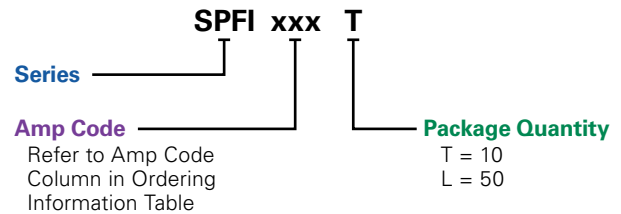
## Dimensions mm (in)



## Specifications

<b>Voltage Rating</b>	1000 Vdc
<b>Amperage Rating</b>	2, 2.5, 3, 3.5, 4, 5, 6, 8, 10, 12, 15, 20, 25, 30 A
<b>Interrupting Rating</b>	20 kA
<b>Time Constant</b>	≤ 1ms
<b>Material</b>	Body: Melamine Caps: Copper Alloy (Nickel Plated)
<b>Approvals</b>	UL 248-19 Recognized (File: E339112)
<b>Environmental</b>	RoHS Compliant REACH
<b>Country of Origin</b>	Mexico

## Part Numbering System



SERIES	AMP	PACKAGE QUANTITY	CATALOG NUMBER	ORDERING NUMBER
SPFI	2	10	SPFI002	SPFI002.T
SPFI	3.5	10	SPFI03.5	SPFI03.5T
SPFI	20	50	SPFI020	SPFI020.L

## Web Resources

Downloadable CAD drawings and other technical information: [littelfuse.com/spfi](http://littelfuse.com/spfi)

## Recommended Crimping Tool

T&B Sta-Kon ERG4002

# SPFI SERIES IN-LINE SOLAR FUSE

## Ordering Information

SERIES	AMPERAGE	AMP CODE	CATALOG NUMBER	PRODUCT MARKING	PACK QUANTITY	ORDERING NUMBER	UPC
SPFI	2	002.	SPFI002	SPFI 2A	10	SPFI002.T	07945880898
					50	SPFI002.L	07945880899
SPFI	2.5	02.5	SPFI02.5	SPFI 2 ½A	10	SPFI02.5T	07945882604
					50	SPFI02.5L	07945882605
SPFI	3	003.	SPFI003	SPFI 3A	10	SPFI003.T	07945880853
					50	SPFI003.L	07945880854
SPFI	3.5	03.5	SPFI03.5	SPFI 3 ½A	10	SPFI03.5T	07945879544
					50	SPFI03.5L	07945879545
SPFI	4	004.	SPFI004	SPFI 4A	10	SPFI004.T	07945880900
					50	SPFI004.L	07945880901
SPFI	5	005.	SPFI005	SPFI 5A	10	SPFI005.T	07945880902
					50	SPFI005.L	07945880903
SPFI	6	006.	SPFI006	SPFI 6A	10	SPFI006.T	07945880855
					50	SPFI006.L	07945880856
SPFI	8	008.	SPFI008	SPFI 8A	10	SPFI008.T	07945880857
					50	SPFI008.L	07945880858
SPFI	10	010.	SPFI010	SPFI 10A	10	SPFI010.T	07945880859
					50	SPFI010.L	07945880860
SPFI	12	012.	SPFI012	SPFI 12A	10	SPFI012.T	07945880861
					50	SPFI012.L	07945880862
SPFI	15	015.	SPFI015	SPFI 15A	10	SPFI015.T	07945880863
					50	SPFI015.L	07945880864
SPFI	20	020.	SPFI020	SPFI 20A	10	SPFI020.T	07945880865
					50	SPFI020.L	07945880866
SPFI	25	025	SPFI025	SPFI 25A	10	SPFI025.T	07945882668
					50	SPFI025.L	07945882669
SPFI	30	030	SPFI030	SPFI 30A	10	SPFI030.T	07945882670
					50	SPFI030.L	07945882671

## Electrical Specifications

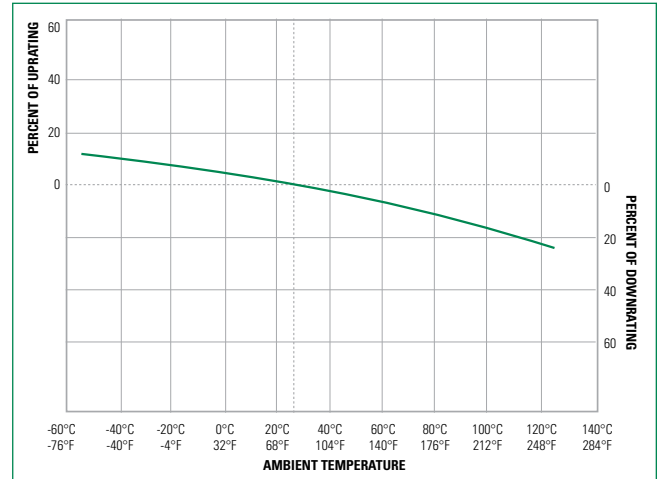
AMPERAGE	VOLTAGE	INTERRUPTING RATING		WIRE RANGE CU Only (Solid/Stranded)	NOM COLD RESISTANCE (ohm)	WATTS LOSS AT 100% RATED CURRENT (W)	WATTS LOSS AT 80% RATED CURRENT (W)	TOTAL CLEARING I <sup>2</sup> t (A <sup>2</sup> s) 20 kA
		AC	DC					
2	1000	–	20 kA	10-12 AWG (6-4 mm <sup>2</sup> )	0.237	1.59	0.85	5
2.5	1000	–	20 kA	10-12 AWG (6-4 mm <sup>2</sup> )	0.185	1.84	1.24	7.5
3	1000	–	20 kA	10-12 AWG (6-4 mm <sup>2</sup> )	0.11	1.50	0.82	7.9
3.5	1000	–	20 kA	10-12 AWG (6-4 mm <sup>2</sup> )	0.581	1.17	0.61	26
4	1000	–	20 kA	10-12 AWG (6-4 mm <sup>2</sup> )	0.0519	1.49	0.84	23
5	1000	–	20 kA	10-12 AWG (6-4 mm <sup>2</sup> )	0.04086	1.47	0.86	43
6	1000	–	20 kA	10-12 AWG (6-4 mm <sup>2</sup> )	0.0281	1.35	0.77	80
8	1000	–	20 kA	10-12 AWG (6-4 mm <sup>2</sup> )	0.0178	1.61	0.91	199
10	1000	–	20 kA	10-12 AWG (6-4 mm <sup>2</sup> )	0.0125	1.76	1.00	401
12	1000	–	20 kA	10-12 AWG (6-4 mm <sup>2</sup> )	0.00993	1.97	1.11	642
15	1000	–	20 kA	10-12 AWG (6-4 mm <sup>2</sup> )	0.00799	2.28	1.38	505
20	1000	–	20 kA	10-12 AWG (6-4 mm <sup>2</sup> )	0.0045	2.81	1.57	1313
25	1000	–	20 kA	10-12 AWG (6-4 mm <sup>2</sup> )	0.00353	2.98	1.75	2371
30	1000	–	20 kA	10-12 AWG (6-4 mm <sup>2</sup> )	0.00284	3.92	2.13	2679

# SPFI SERIES IN-LINE SOLAR FUSE

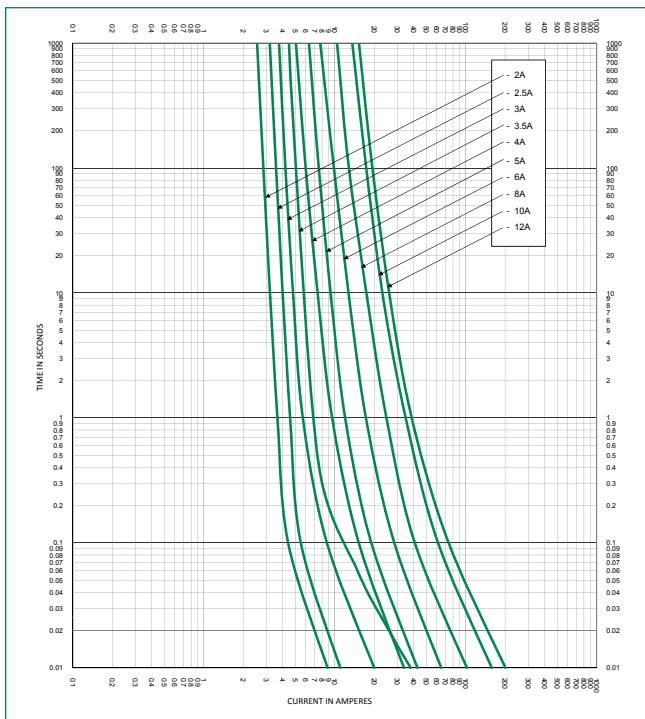
## Electrical Specification – Agency Requirements

AMPERAGE RATING	OPENING TIME (MINUTES)				
	100% of Amp Rating per UL	113% of Amp Rating per IEC	135% of Amp Rating per UL	145% of Amp Rating per IEC	200% of Amp Rating per UL
2-30	Temperature Stabilization	60 Min	60 Max	60 Max	4 Max

## Temperature Derating Curve (Temperature of Air Immediately Surrounding Fuse)



## Time Current Curve (2-12 A)



## Time Current Curve (15-30 A)

