

## 阅读申明

- 1.本站收集的数据手册和产品资料都来自互联网，版权归原作者所有。如读者和版权方有任何异议请及时告之，我们将妥善解决。
- 2.本站提供的中文数据手册是英文数据手册的中文翻译，其目的是协助用户阅读，该译文无法自动跟随原稿更新，同时也可能存在翻译上的不当。建议读者以英文原稿为参考以便获得更精准的信息。
- 3.本站提供的产品资料，来自厂商的技术支持或者使用者的心得体会等，其内容可能存在描述上的差异，建议读者做出适当判断。
- 4.如需与我们联系，请发邮件到marketing@iczoom.com，主题请标有“数据手册”字样。

## Read Statement

1. The datasheets and other product information on the site are all from network reference or other public materials, and the copyright belongs to the original author and original published source. If readers and copyright owners have any objections, please contact us and we will deal with it in a timely manner.
2. The Chinese datasheets provided on the website is a Chinese translation of the English datasheets. Its purpose is for reader's learning exchange only and do not involve commercial purposes. The translation cannot be automatically updated with the original manuscript, and there may also be improper translations. Readers are advised to use the English manuscript as a reference for more accurate information.
3. All product information provided on the website refer to solutions from manufacturers' technical support or users the contents may have differences in description, and readers are advised to take the original article as the standard.
4. If you have any questions, please contact us at marketing@iczoom.com and mark the subject with "Datasheets" .

## Square Body DIN 43 653 — 690V/700V (IEC/UL): 40-2000A

### 690V/700V (IEC/UL) 40-2000A

#### Specifications

Description: Square body DIN 43 653 stud-mount high speed fuses.

Dimensions: See dimensions illustration.

#### Ratings:

Volts: — 690Vac (IEC)  
— 700Vac (UL)

Amps: — 40-2000A

IR: — 200kA RMS Sym.

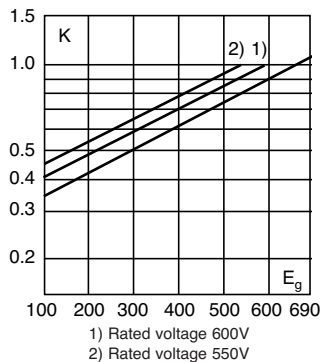
**Agency Information:** CE, Designed and tested to IEC 60269: Part 4, UL Recognized. Consult Cooper Bussmann for UL Recognition/CSA Component Acceptance status.



#### Electrical Characteristics

##### Total Clearing I<sup>2</sup>t

The total clearing I<sup>2</sup>t at rated voltage and at power factor of 15% are given in the electrical characteristics. For other voltages, the clearing I<sup>2</sup>t is found by multiplying by correction factor, K, given as a function of applied working voltage, E<sub>g</sub>, (rms).



#### Dimensions (mm)

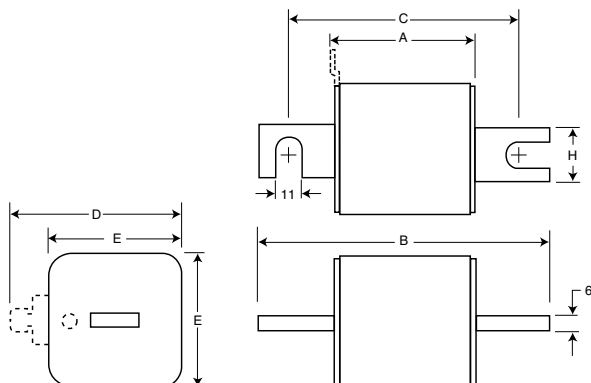
Size	A	B	B**	C	C**	D***	E	H
1*	50	104	134	78	108	58	45	22
1	50	108	138	78	108	66	53	25
2	50	108	138	78	108	75	61	25
3	51	109	139	78	108	90	76	30

\*\*Valid for fuses type -/110, -TN/110.

\*\*\*Microswitch.

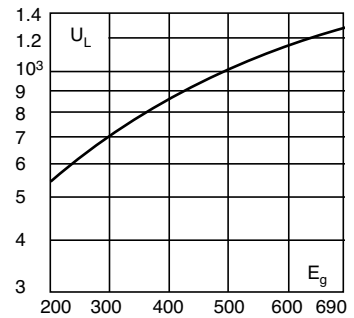
1mm = 0.0394" / 1" = 25.4mm

Type -/80, -TN/80, -/110, -TN/110.



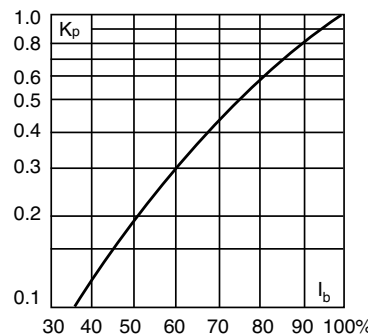
#### Arc Voltage

This curve gives the peak arc voltage, U<sub>L</sub>, which may appear across the fuse during its operation as a function of the applied working voltage, E<sub>g</sub>, (rms) at a power factor of 15%.



#### Power Losses

Watts loss at rated current is given in the electrical characteristics. The curve allows the calculation of the power losses at load currents lower than the rated current. The correction factor, K<sub>p</sub>, is given as a function of the RMS load current, I<sub>b</sub>, in % of the rated current.



#### Features and Benefits

- Excellent DC performance
- Low arc voltage and low energy let-through (I<sup>2</sup>t)
- Low watts loss
- Superior cycling capability

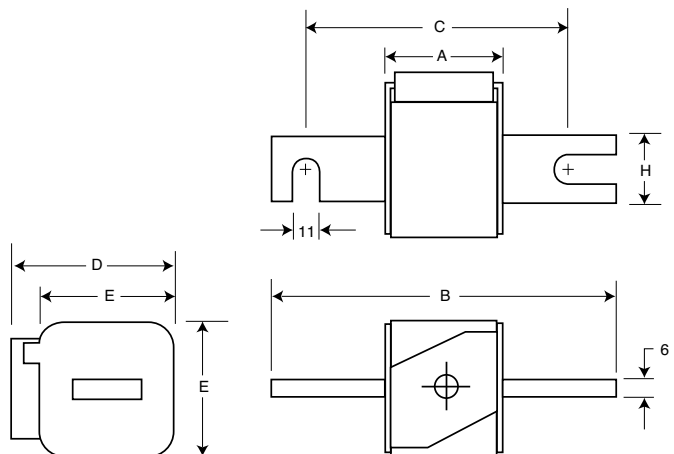
#### Typical Applications

- DC common bus
- DC drives
- Power converters/rectifiers
- Reduced voltage starters

#### For Other Voltage Ratings in This Body Style

- See pages 146 (1000V) and 160 (1250V/1300V)

Type -KN/80, -KN/110



## Square Body DIN 43 653 — 690V/700V (IEC/UL): 40-2000A

### Catalog Numbers

Catalog Numbers						Size	Electrical Characteristics			
-/80 Visual Watts Indicator	-TN/80 Type T Indicator for Micro	-KN/80 Type K Indicator for Micro	-/110 Visual for Micro	-TN/110 Type T Indicator for Micro	-KN/110 Type K Indicator -KN/80		Rated RMS-Amps	Pt (A <sup>2</sup> Sec)		Clearing Loss
								Current Pre-arc	at 660V	
170M3008	170M3058	170M3108	170M3158	170M3208	170M3258	40	40	270	9	
170M3009	170M3059	170M3109	170M3159	170M3209	170M3259	50	77	515	11	
170M3010	170M3060	170M3110	170M3160	170M3210	170M3260	63	115	770	14	
170M3011	170M3061	170M3111	170M3161	170M3211	170M3261	80	185	1250	18	
170M3012	170M3062	170M3112	170M3162	170M3212	170M3262	100	360	2450	21	
170M3013	170M3063	170M3113	170M3163	170M3213	170M3263	125	550	3700	26	
170M3014	170M3064	170M3114	170M3164	170M3214	170M3264	160	1100	7500	30	
170M3015	170M3065	170M3115	170M3165	170M3215	170M3265	200	2200	15000	35	
170M3016	170M3066	170M3116	170M3166	170M3216	170M3266	250	4200	28500	40	
170M3017	170M3067	170M3117	170M3167	170M3217	170M3267	315	7000	46500	50	
170M3018	170M3068	170M3118	170M3168	170M3218	170M3268	350	10000	68500	55	
170M3019	170M3069	170M3119	170M3169	170M3219	170M3269	400	15000	105000	60	
170M3020	170M3070	170M3120	170M3170	170M3220	170M3270	450	21000	140000	65	
170M3021	170M3071	170M3121	170M3171	170M3221	170M3271	500	27000	180000	70	
170M3022	170M3072	170M3122	170M3172	170M3222	170M3272	550	34000	230000	75	
170M3023	170M3073	170M3123	170M3173	170M3223	170M3273	630	48500	325000	80	
170M4008	170M4058	170M4108	170M4158	170M4208	170M4258	200	1650	11500	45	
170M4009	170M4059	170M4109	170M4159	170M4209	170M4259	250	3100	21000	55	
170M4010	170M4060	170M4110	170M4160	170M4210	170M4260	315	6200	42000	58	
170M4011	170M4061	170M4111	170M4161	170M4211	170M4261	350	8500	59000	60	
170M4012	170M4062	170M4112	170M4162	170M4212	170M4262	400	13500	91500	65	
170M4013	170M4063	170M4113	170M4163	170M4213	170M4263	450	17000	120000	70	
170M4014	170M4064	170M4114	170M4164	170M4214	170M4264	500	25000	170000	72	
170M4015	170M4065	170M4115	170M4165	170M4215	170M4265	550	34000	230000	75	
170M4016	170M4066	170M4116	170M4166	170M4216	170M4266	630	52000	350000	80	
170M4017	170M4067	170M4117	170M4167	170M4217	170M4267	700	69500	465000	85	
170M4018	170M4068	170M4118	170M4168	170M4218	170M4268	800	105000	725000	95	
170M4019	170M4069	170M4119	170M4169	170M4219	170M4269	±900	155000	±850000	100	
170M5008	170M5058	170M5108	170M5158	170M5208	170M5258	400	11000	74000	65	
170M5009	170M5059	170M5109	170M5159	170M5209	170M5259	450	15500	105000	70	
170M5010	170M5060	170M5110	170M5160	170M5210	170M5260	500	21500	145000	75	
170M5011	170M5061	170M5111	170M5161	170M5211	170M5261	550	28000	190000	80	
170M5012	170M5062	170M5112	170M5162	170M5212	170M5262	630	41000	275000	90	
170M5013	170M5063	170M5113	170M5163	170M5213	170M5263	700	60500	405000	95	
170M5014	170M5064	170M5114	170M5164	170M5214	170M5264	800	86000	575000	105	
170M5015	170M5065	170M5115	170M5165	170M5215	170M5265	900	125000	840000	110	
170M5016	170M5066	170M5116	170M5166	170M5216	170M5266	1000	180000	1250000	115	
170M5017	170M5067	170M5117	170M5167	170M5217	170M5267	1100	245000	1600000	120	
170M5018	170M5068	170M5118	170M5168	170M5218	170M5268	1250	365000	2400000	130	
170M6008	170M6058	170M6108	170M6158	170M6208	170M6258	500	14000	95000	95	
170M6009	170M6059	170M6109	170M6159	170M6209	170M6259	550	19500	135000	100	
170M6010	170M6060	170M6110	170M6160	170M6210	170M6260	630	31000	210000	105	
170M6011	170M6061	170M6111	170M6161	170M6211	170M6261	700	44500	300000	110	
170M6012	170M6062	170M6112	170M6162	170M6212	170M6262	800	69500	465000	115	
170M6013	170M6063	170M6113	170M6163	170M6213	170M6263	900	100000	670000	120	
170M6014	170M6064	170M6114	170M6164	170M6214	170M6264	1000	140000	945000	125	
170M6015	170M6065	170M6115	170M6165	170M6215	170M6265	1100	190000	1300000	130	
170M6016	170M6066	170M6116	170M6166	170M6216	170M6266	1250	290000	1950000	140	
170M6017	170M6067	170M6117	170M6167	170M6217	170M6267	1400	370000	2450000	155	
170M6018	170M6068	170M6118	170M6168	170M6218	170M6268	1500	460000	3100000	160	
170M6019	170M6069	170M6119	170M6169	170M6219	170M6269	1600	580000	3900000	160	
170M6020	170M6070	170M6120	170M6170	170M6220	170M6270	±1800	880000	±5250000	165	
170M6021	170M6071	170M6121	170M6171	170M6221	170M6271	±2000	1150000	±6350000	175	

High Speed Fuses

†Rated voltage (IEC) 600V.  
‡Rated voltage (IEC) 550V.  
• Watts loss provided at rated current.  
• Microswitch indicator ordered separately. See accessories on pages 185-186.  
• For fuse curves see pages 130 and 131.