

阅读申明

- 1.本站收集的数据手册和产品资料都来自互联网，版权归原作者所有。如读者和版权方有任何异议请及时告之，我们将妥善解决。
- 2.本站提供的中文数据手册是英文数据手册的中文翻译，其目的是协助用户阅读，该译文无法自动跟随原稿更新，同时也可能存在翻译上的不当。建议读者以英文原稿为参考以便获得更精准的信息。
- 3.本站提供的产品资料，来自厂商的技术支持或者使用者的心得体会等，其内容可能存在描述上的差异，建议读者做出适当判断。
- 4.如需与我们联系，请发邮件到marketing@iczoom.com，主题请标有“数据手册”字样。

Read Statement

1. The datasheets and other product information on the site are all from network reference or other public materials, and the copyright belongs to the original author and original published source. If readers and copyright owners have any objections, please contact us and we will deal with it in a timely manner.
2. The Chinese datasheets provided on the website is a Chinese translation of the English datasheets. Its purpose is for reader's learning exchange only and do not involve commercial purposes. The translation cannot be automatically updated with the original manuscript, and there may also be improper translations. Readers are advised to use the English manuscript as a reference for more accurate information.
3. All product information provided on the website refer to solutions from manufacturers' technical support or users the contents may have differences in description, and readers are advised to take the original article as the standard.
4. If you have any questions, please contact us at marketing@iczoom.com and mark the subject with "Datasheets" .

Subminiature Fuse, 6.4 mm, Quick-Acting F, Telecom



UL 248-14 · 125 VAC · 125 VDC · Quick-Acting F



Description

- Directly solderable on printed circuit boards

Standards

- IEC 60127-3/1
- UL 248-14
- CSA C22.2 no. 248.14
- Telcordia GR-1089
- UL 60950 / IEC 60950
- ITU-T K.20 and K.21
- TIA-968-A

Approvals

- Approval Reference Type: MSU 125
- UL File Number: E41599
- CSA File Number: 51172

Applications

- xDSL and ADSL linecards and modems

References

[Packaging Details](#)

Corresponding Fuseholder [FME](#); [FMR](#); [FMS \(125V\)](#)

Last order date: 31.12.2016


We recommend for new applications the type [MSF 125](#)

MSF 125 is fully compatible to MSU 125

Weblinks

[pdf datasheet](#), [html-datasheet](#), [General Product Information](#), [Packaging details](#), [Approvals](#), [CE declaration of conformity](#), [RoHS](#), [CHINA-RoHS](#), [REACH](#), [Distributor-Stock-Check](#), [Detailed request for product](#)

Technical Data

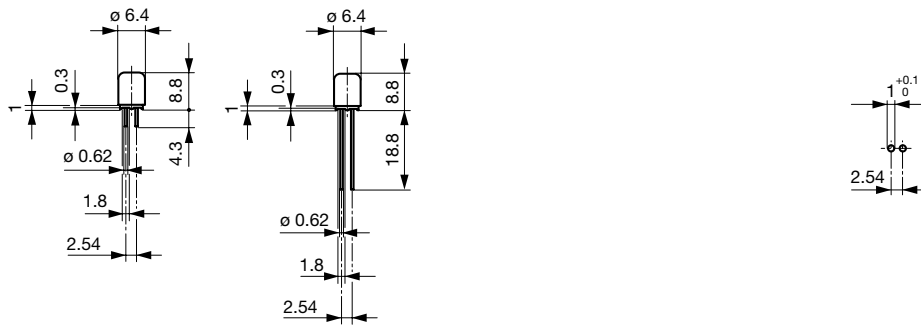
Rated Voltage	125 VAC, 125 VDC
Rated current	0.25 - 3.15 A
Breaking Capacity	100 A
Characteristic	Quick-Acting F
Mounting	PCB, THT
Admissible Ambient Air Temp.	-25 °C to 85 °C
Climatic Category	25/085/21 acc. to IEC 60068-1
Material: Housing	Thermoplastic, UL 94V-0
Material: Terminals	Tin-Plated Copper
Unit Weight	0.34 g
Storage Conditions	0 °C to 40 °C, max. 70% r.h.
Product Marking	 Type, Rated current, Rated Voltage, Characteristic, Approvals

Soldering Methods	Wave, Iron Soldering Profile
Solderability	235 °C / 2 sec acc. to IEC 60068-2-20, Test Ta
Resistance to Soldering Heat	260 °C / 10 sec acc. to IEC 60068-2-20, Test Tb
Current Carrying Capacity	acc. to EIA/IS-722, Test 4.3.3
Life Test	MIL-STD-202, Method 108A (1000h @ 0.42*In @ 70°C)
Terminal Strength	MIL-STD-202, Method 211A (Deflection of board 1 mm for 1 minute)
Case Resistance	acc. to EIA/IS-722, Test 4.7 >100 MΩ (between leads and body)
Mechanical Shock	MIL-STD-202, Method 213B (Shock 50g, half sine wave, 11 ms)
Vibration, High Frequency	MIL-STD-202, Method 204D Shock 20 gn, 20 min, 10-2 kHz, 12 cyc.
Resistance to Solvents	MIL-STD-202, Method 215A
Flammability	UL 94V-0 (acc. to EIA/IS-722, Test 4.12)

Detailed information on product approvals, code requirements, usage instructions and detailed test conditions can be looked up in [General Product Information](#)

Dimension [mm]

6.4 mm



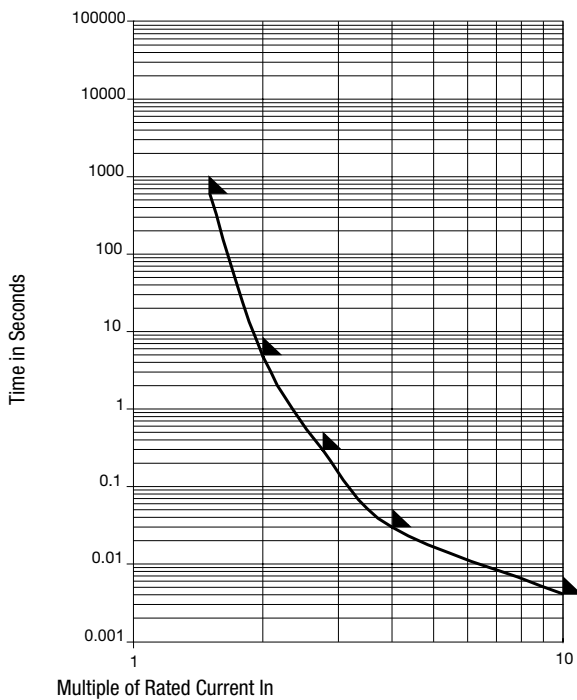
Drilling diagram

Pre-Arcing Time

Rated Current I_n 1.5 x I_n max. 2.0 x I_n max. 2.75 x I_n max. 4.0 x I_n max. 10.0 x I_n max.

0.25 A - 3.15 A 10 min 5 s 300 ms 30 ms 4 ms

[Kennlinien]



All Variants

Rated Current [A]	Rated Voltage [VAC]	Rated Voltage [VDC]	Voltage Drop 1.0 I_n typ. [mV]	Power Dissipation 1.0 I_n typ. [mW]	Melting I^2t 10.0 I_n Intyp. [A ² s]	GR-1089-CORE [A]	UL60950	ITU - Lightning Surge [A]	ITU - Power Induc-	ITU - Power Contact [A]	S	L	T	Order Number
0.25	125	125	620	100	0.0055	< 1.5	●	4.5	●	300.0	●			2030.0013
0.315	125	125	680	200	0.025	< 1.5	●	5.6	●	300.0	●			2030.0014
0.4	125	125	180	100	0.013	1.6	●	5.9	●	300.0	●			2030.0015
0.5	125	125	180	100	0.02	2.4	●	6.4	●	300.0	●			2030.0016
0.63	125	125	180	100	0.045	2.7	●	7.2	●	300.0	●			2030.0017
0.71	125	125	140	100	0.045	2.9	●	7.8	●	300.0	●			2030.0018

Rated Current [A]	Rated Voltage [VAC]	Rated Voltage [VDC]	Voltage Drop 1.0 I _n typ. [mV]	Power Dissipation 1.0 I _n typ. [mW]	Melting I ² t 10.0 Intyp. [A ² s]	GR-1089-CORE [A]	UL60950	ITU - Lightning Surge [A]	ITU - Power Induc-	ITU - Power Contact [A]	S	L	T	Order Number
0.75	125	125	170	100	0.02	3.0	●	8.5	●	300.0	●			2030.0019
0.8	125	125	150	100	0.04	5.0	●	11	●	300.0	●			2030.0020
1	125	125	150	100	0.07	6.0	●	16	●	300.0	●			2030.0021
1.25	125	125	150	200	0.12	9.3	●	21	●	300.0	●			2030.0022
1.6	125	125	150	200	0.29	> 14.0	●	35	●	300.0	●			2030.0023
2	125	125	130	200	0.43	> 14.0	●	38	●	300.0	●			2030.0024
2.5	125	125	120	300	0.6	> 14.0	●	57	●	300.0	●			2030.0025
3.15	125	125	120	400	1.11	> 14.0	●	65	●	300.0	●			2030.0026
0.25	125	125	620	100	0.0055	< 1.5	●	4.5	●	300.0		●		2030.0243
0.315	125	125	680	200	0.025	< 1.5	●	5.6	●	300.0		●		2030.0244
0.4	125	125	180	100	0.013	1.6	●	5.9	●	300.0		●		2030.0245
0.5	125	125	180	100	0.02	2.4	●	6.4	●	300.0		●		2030.0246
0.63	125	125	180	100	0.045	2.7	●	7.2	●	300.0		●		2030.0247
0.71	125	125	140	100	0.045	2.9	●	7.8	●	300.0		●		2030.0248
0.75	125	125	170	100	0.02	3.0	●	8.5	●	300.0		●		2030.0249
0.8	125	125	150	100	0.04	5.0	●	11	●	300.0		●		2030.0250
1	125	125	150	100	0.07	6.0	●	16	●	300.0		●		2030.0251
1.25	125	125	150	200	0.12	9.3	●	21	●	300.0		●		2030.0252
1.6	125	125	150	200	0.29	> 14.0	●	35	●	300.0		●		2030.0253
2	125	125	130	200	0.43	> 14.0	●	38	●	300.0		●		2030.0254
2.5	125	125	120	300	0.6	> 14.0	●	57	●	300.0		●		2030.0255
3.15	125	125	120	400	1.11	> 14.0	●	65	●	300.0		●		2030.0256

Availability for all products can be searched real-time:<http://www.schurter.com/en/Stock-Check/Stock-Check-SCHURTER>

Packaging Unit	S =	Plastic Bag (100 pcs.)
	L =	Bulk (100 pcs.)
	T =	Taped 36 cm Reel (1000 pcs.)