


阅读申明

- 1.本站收集的数据手册和产品资料都来自互联网，版权归原作者所有。如读者和版权方有任何异议请及时告之，我们将妥善解决。
- 2.本站提供的中文数据手册是英文数据手册的中文翻译，其目的是协助用户阅读，该译文无法自动跟随原稿更新，同时也可能存在翻译上的不当。建议读者以英文原稿为参考以便获得更精准的信息。
- 3.本站提供的产品资料，来自厂商的技术支持或者使用者的心得体会等，其内容可能存在描述上的差异，建议读者做出适当判断。
- 4.如需与我们联系，请发邮件到marketing@iczoom.com，主题请标有“数据手册”字样。





Read Statement

1. The datasheets and other product information on the site are all from network reference or other public materials, and the copyright belongs to the original author and original published source. If readers and copyright owners have any objections, please contact us and we will deal with it in a timely manner.
2. The Chinese datasheets provided on the website is a Chinese translation of the English datasheets. Its purpose is for reader's learning exchange only and do not involve commercial purposes. The translation cannot be automatically updated with the original manuscript, and there may also be improper translations. Readers are advised to use the English manuscript as a reference for more accurate information.
3. All product information provided on the website refer to solutions from manufacturers' technical support or users the contents may have differences in description, and readers are advised to take the original article as the standard.
4. If you have any questions, please contact us at marketing@iczoom.com and mark the subject with "Datasheets" .

443 Series Fuse







Agency Approvals

AGENCY	AGENCY FILE NUMBER	AMPERE RANGE
	E10480	0.500A - 5.00A
	SU05024 -14004 SU05024 -14003 SU05024 -14002	0.500A - 0.750A 1.00A - 2.50A 3.00A - 5.00A
	NBK290416-JP1021	1.00A - 5.00A
	R50310551	0.500A - 5.00A

Electrical Characteristics for Series

% of Ampere Rating	Opening Time
100%	4 hours, Minimum
250%	120 seconds, Maximum

Electrical Specifications by Item

Ampere Rating (A)	Amp Code	Max Voltage Rating (V)	Interrupting Rating	Nominal Cold Resistance (Ohms)	Nominal Melting I ² t (A ² sec)	Nominal Voltage Drop (mV)	Agency Approvals			
										
0.50	.500	250	50A @250VAC	0.600	1.61	448	x	x		x
0.75	.750	250		0.275	3.025	285	x	x		x
1	001.	250		0.180	10.17	234	x	x	x	x
1.50	01.5	250		0.100	14.72	196	x	x	x	x
2	002.	250		0.052	18.06	154	x	x	x	x
2.50	02.5	250		0.035	18.13	139	x	x	x	x
3	003.	250		0.028	51.44	113	x	x	x	x
3.50	03.5	250		0.019	53.14	98	x	x	x	x
4	004.	250		0.016	122.5	81	x	x	x	x
5	005.	250		0.0115	180.6	80	x	x	x	x

Notes:

- Cold resistance measured at less than 10% of rated current at 23°C.
- Agency Approval Table Key: X=Approved or Certified, P=Pending and Blank=Not Approved
- Have special electrical characteristic needs? Contact Littelfuse to learn more about application specific options.

Description

The 250V Nano²® Fuse is a small square surface mount fuse that is designed to enable compliance with the RoHS directive. This product is fully compatible with lead-free solder alloy and higher temperature profiles associated with lead-free assembly.

Features

- 250 VAC voltage rating
- Slo-Blo® Fuse
- Available 0.50A – 5.00A
- RoHS Compliant
- Fully compatible with lead-free solder alloys and higher temperature profiles associated with lead-free assembly

Applications

- AC/DC power adaptor
- Telecom equipment system power
- Portable system built-in AC/DC converter
- Lighting System
- LED Lighting

Additional Information



Datasheet

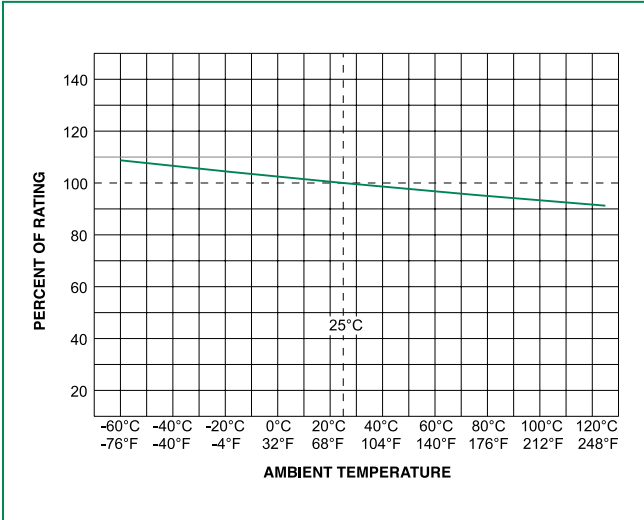


Resources



Samples

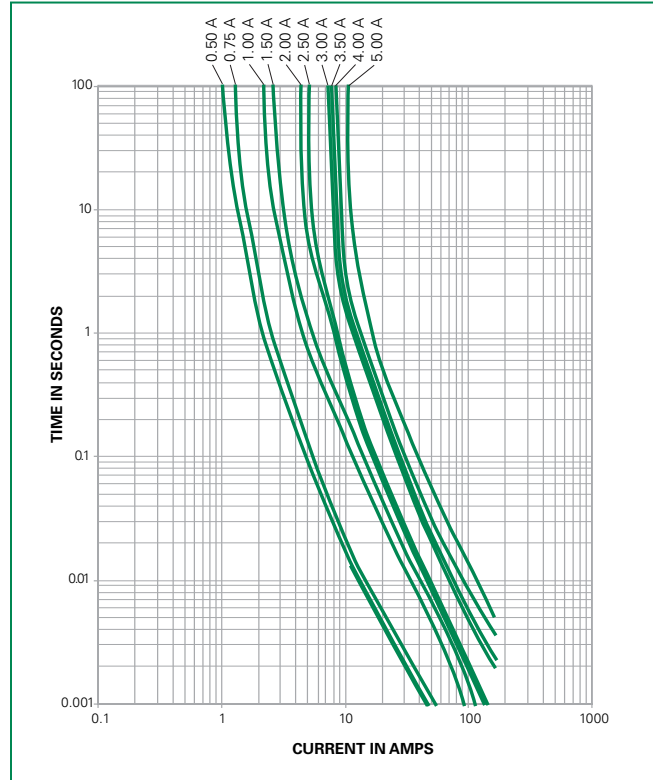
Temperature Re-rating Curve



Note:

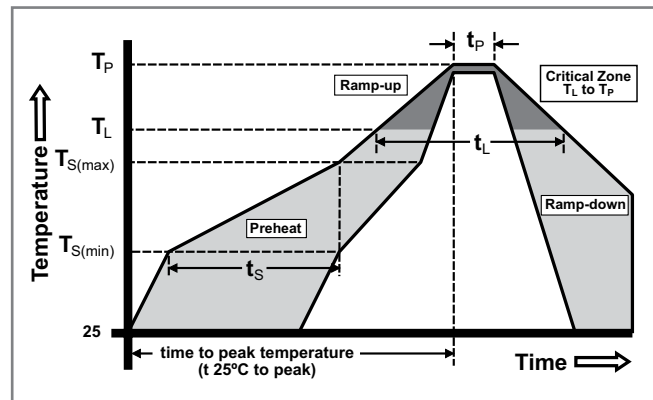
1. Rerating depicted in this curve is in addition to the standard derating of 25% for continuous operation.

Average Time Current Curves



Soldering Parameters

Reflow Condition		Pb – Free assembly
Pre Heat	- Temperature Min ($T_{s(min)}$)	150°C
	- Temperature Max ($T_{s(max)}$)	200°C
	- Time (Min to Max) (t_s)	60 – 120 secs
Average ramp up rate (Liquidus Temp (T_L) to peak)		5°C/second max.
$T_{s(max)}$ to T_L - Ramp-up Rate		5°C/second max.
Reflow	- Temperature (T_L) (Liquidus)	217°C
	- Temperature (t_L)	60 – 90 seconds
Peak Temperature (T_p)		260 ^{+0/-5} °C
Time within 5°C of actual peak Temperature (t_p)		20 – 40 seconds
Ramp-down Rate		5°C/second max.
Time 25°C to peak Temperature (T_p)		8 minutes max.
Do not exceed		260°C
Wave Soldering Parameters		260°C Peak Temperature, 3 seconds max.

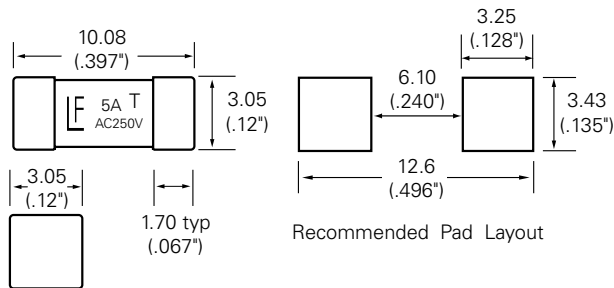


Product Characteristics

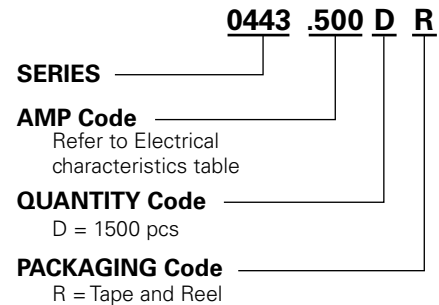
Materials	Body: Ceramic Cap: Silver Plated Brass
Product Marking	Body: Brand Logo, Current Rating Rated Voltage, and T - Characteristic "T"
Insulation Resistance (after Opening)	MIL-STD-202, Method 302, Test Condition A (10,000 ohms, Minimum)
Solderability	MIL-STD-202, Method 208
Resistance to Soldering Heat	MIL-STD-202, Method 210, Test Condition B (10 sec at 260°C)
Moisture Sensitivity Level	Level 1 J-STD-020
PCB Recommendation for Thermal Management	Min. copper layer thickness = 100um Min. copper trace width = 10mm Alternate methods of thermal management may be used. In such cases, under normal operations, the maximum temperature of the fuse body should not exceed 80°C in a 25°C ambient environment.

Operating Temperature	-55°C to 125°C
Thermal Shock	MIL-STD-202, Method 107, Test Condition B (5 cycles -65°C to +125°C)
Vibration	MIL-STD-202, Method 201 (10-55 Hz)
Moisture Resistance	MIL-STD-202, Method 106, High Humidity (90-98%RH), Heat (65°C)
Salt Spray	MIL-STD-202, Method 101, Test Condition B
Mechanical Shock	MIL-STD-202, Method 213, Test Condition I (100 G's peak for 6 milliseconds)

Dimensions



Part Numbering System



Example:
1.5 amp product is
0443 **01.5** D R (0.5 amp
product shown above).

Packaging

Packaging Option	Packaging Specification	Quantity	Quantity & Packaging Code
24mm Tape and Reel	EIA-RS 481-2 (IEC 286, part 3)	1500	DR