

阅读申明

- 1.本站收集的数据手册和产品资料都来自互联网，版权归原作者所有。如读者和版权方有任何异议请及时告之，我们将妥善解决。
- 2.本站提供的中文数据手册是英文数据手册的中文翻译，其目的是协助用户阅读，该译文无法自动跟随原稿更新，同时也可能存在翻译上的不当。建议读者以英文原稿为参考以便获得更精准的信息。
- 3.本站提供的产品资料，来自厂商的技术支持或者使用者的心得体会等，其内容可能存在描述上的差异，建议读者做出适当判断。
- 4.如需与我们联系，请发邮件到marketing@iczoom.com，主题请标有“数据手册”字样。

Read Statement

1. The datasheets and other product information on the site are all from network reference or other public materials, and the copyright belongs to the original author and original published source. If readers and copyright owners have any objections, please contact us and we will deal with it in a timely manner.
2. The Chinese datasheets provided on the website is a Chinese translation of the English datasheets. Its purpose is for reader's learning exchange only and do not involve commercial purposes. The translation cannot be automatically updated with the original manuscript, and there may also be improper translations. Readers are advised to use the English manuscript as a reference for more accurate information.
3. All product information provided on the website refer to solutions from manufacturers' technical support or users the contents may have differences in description, and readers are advised to take the original article as the standard.
4. If you have any questions, please contact us at marketing@iczoom.com and mark the subject with "Datasheets" .

154/154T/154L/154TL Series OMNI-BLOK® Fuse and Holder Assembly





Description

The RoHS compliant 154 Series OMNI-BLOK® Fuse and Holder Assembly offers a solution for efficient installation and easy replacement of miniature Nano²® surface mount fuses. Offered in a tape and reel package, this fuse and holder combination can be installed on a PC board as an efficient single step. Fuse replacement can be accomplished without exposing the PC board to the detrimental effects of solder heat.

The fuse holder unit may be sold as a stand-alone item, shipped in bulk quantity (not pre-packaged in tape and reel cartridges) using part number 155900. Please contact Littelfuse for additional information.

Agency Approvals

Agency	Agency File Number	Ampere Range
	E14721	154 Fast-Acting Fuse: 0.062A - 10A 154 Slo-Blo® Fuse: 0.375A - 7A
	NBK030205-E10480A	154 Fast-Acting Fuse: 1A - 1.6A
	NBK030205-E10480B	154 Fast-Acting Fuse: 2A - 5A
	NBK101105-E184655	154 Fast-Acting Fuse: 6.3A - 10A
	NBK030205-E10480B	154 Slo-Blo® Fuse: 1A - 5A

Features

- Easy fuse replacement rating available
- Miniature size - Fast-Acting Fuses: 62mA - 10A
- RoHS compliant and Halogen Free - Slo-Blo Fuses: 375mA - 5A
- Very Fast-Acting and Time-Lag options available
- Wide operating temperature range
- Holder sized to fit a range of Nano²® type fuses
- Heat-resistant fuseholder, UL94 V-0
- Low fuse temperature re-rating
- 260°C reflow capable fuseholder
- Wide range of current

Ordering Information

With Very Fast-Acting Fuse Installed

Catalog Number	Ampere Rating (A)	Amp Code	Fuse Furnished*
0154.062	0.062	.062	0453.062
0154.080	0.08	.080	0453.080
0154.100	0.1	.100	0453.100
0154.125	0.125	.125	0453.125
0154.160	0.16	.160	0453.160
0154.200	0.2	.200	0453.200
0154.250	0.25	.250	0453.250
0154.315	0.315	.315	0453.315
0154.375	0.375	.375	0453.375
0154.400	0.4	.400	0453.400
0154.500	0.5	.500	0453.500
0154.630	0.63	.630	0453.630
0154.750	0.75	.750	0453.750
0154.800	0.8	.800	0453.800
0154001.	1	001.	0453001.
01541.25	1.25	1.25	04531.25
015401.5	1.5	01.5	045301.5
015401.6	1.6	01.6	045301.6
0154002.	2	002.	0453002.
015402.5	2.5	02.5	045302.5
0154003.	3	003.	0453003.
01543.15	3.15	3.15	04533.15
015403.5	3.5	03.5	045303.5
0154004.	4	004.	0453004.
0154005.	5	005.	0453005.
015406.3	6.3	06.3	045306.3
0154007.	7	007.	0453007.
0154008.	8	008.	0453008.
0154010.	10	010.	0453010.

With Slo-Blo® Fuse Installed

Catalog Number	Ampere Rating (A)	Amp Code	Fuse Furnished*
154.375 T	0.375	.375	0454.375
154.500 T	0.5	.500	0454.500
154.750 T	0.75	.750	0454.750
154001. T	1	001.	0454001.
15401.5 T	1.5	01.5	045401.5
154002. T	2	002.	0454002.
15402.5 T	2.5	02.5	045402.5
154003. T	3	003.	0454003.
15403.5 T	3.5	03.5	045403.5
154004. T	4	004.	0454004.
154005. T	5	005.	0454005.
154007. T	7	007.	0454007.

* The 453 and 454 Series fuses identified above have silver-plated end caps, designed to accommodate solder reflow processes:

For 453 Series fuse replacement, either 451, 453 or 448 Series may be used.

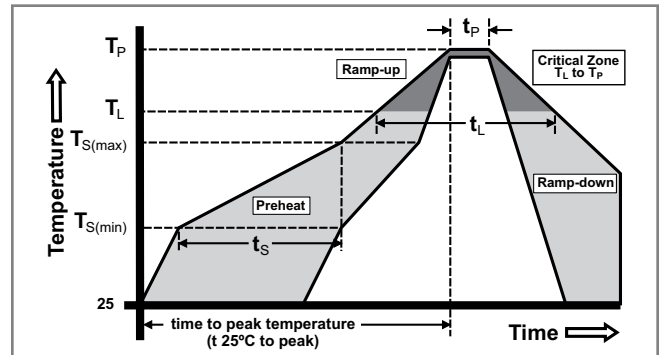
For 454 Series fuse replacement, either 452, 454 or 449 Series may be used.

For detailed operating characteristic and performance information for each of the fuse series mentioned above, please refer to their respective data available online at www.littelfuse.com.

** 155900 is UR recognized and rated 125V, 10A.

Soldering Parameters

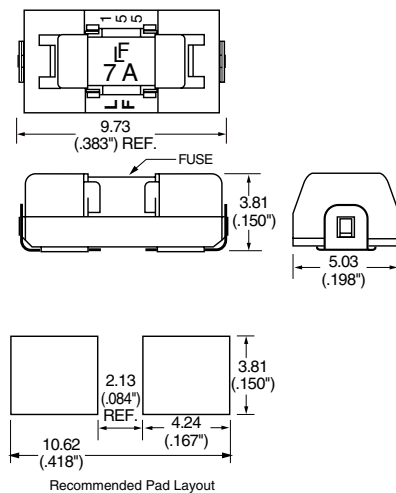
Reflow Condition		Pb – Free assembly
Pre Heat	- Temperature Min ($T_{s(min)}$)	150°C
	- Temperature Max ($T_{s(max)}$)	200°C
	- Time (Min to Max) (t_s)	60 – 120 seconds
Average Ramp-up Rate (Liquidus Temp (T_L) to peak)		5°C/second max.
$T_{s(max)}$ to T_L - Ramp-up Rate		5°C/second max.
Reflow	- Temperature (T_L) (Liquidus)	217°C
	- Temperature (t_L)	60 – 90 seconds
Peak Temperature (T_p)		260 ^{+0/-5} °C
Time within 5°C of actual peak Temperature (t_p)		20 – 40 seconds
Ramp-down Rate		5°C/second max.
Time 25°C to peak Temperature (T_p)		8 minutes max.
Do not exceed		260°C



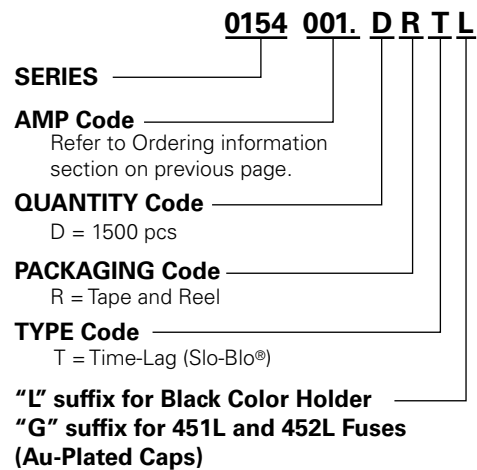
Product Characteristics

Operating Temperature	-55°C to 125°C
------------------------------	----------------

Dimensions



Part Numbering System



Example:
1.5 amp Fast-acting product is 0154**01.5**DR.
1.5 amp Time-lag product is 0154**01.5**DRT.
(1 amp product shown above).

Packaging

Packaging Option	Packaging Specification	Quantity	Quantity & Packaging Code
Reel Pack	EIA RS-481-2 (IEC 286, part 3)	1500	DR

Additional Information



Datasheet



Resources



Samples