

阅读申明

- 1.本站收集的数据手册和产品资料都来自互联网，版权归原作者所有。如读者和版权方有任何异议请及时告之，我们将妥善解决。
- 2.本站提供的中文数据手册是英文数据手册的中文翻译，其目的是协助用户阅读，该译文无法自动跟随原稿更新，同时也可能存在翻译上的不当。建议读者以英文原稿为参考以便获得更精准的信息。
- 3.本站提供的产品资料，来自厂商的技术支持或者使用者的心得体会等，其内容可能存在描述上的差异，建议读者做出适当判断。
- 4.如需与我们联系，请发邮件到marketing@iczoom.com，主题请标有“数据手册”字样。

Read Statement

1. The datasheets and other product information on the site are all from network reference or other public materials, and the copyright belongs to the original author and original published source. If readers and copyright owners have any objections, please contact us and we will deal with it in a timely manner.
2. The Chinese datasheets provided on the website is a Chinese translation of the English datasheets. Its purpose is for reader's learning exchange only and do not involve commercial purposes. The translation cannot be automatically updated with the original manuscript, and there may also be improper translations. Readers are advised to use the English manuscript as a reference for more accurate information.
3. All product information provided on the website refer to solutions from manufacturers' technical support or users the contents may have differences in description, and readers are advised to take the original article as the standard.
4. If you have any questions, please contact us at marketing@iczoom.com and mark the subject with "Datasheets" .

Micro Chip Fuse

Type: **ERBRD**
ERBRE
ERBRG



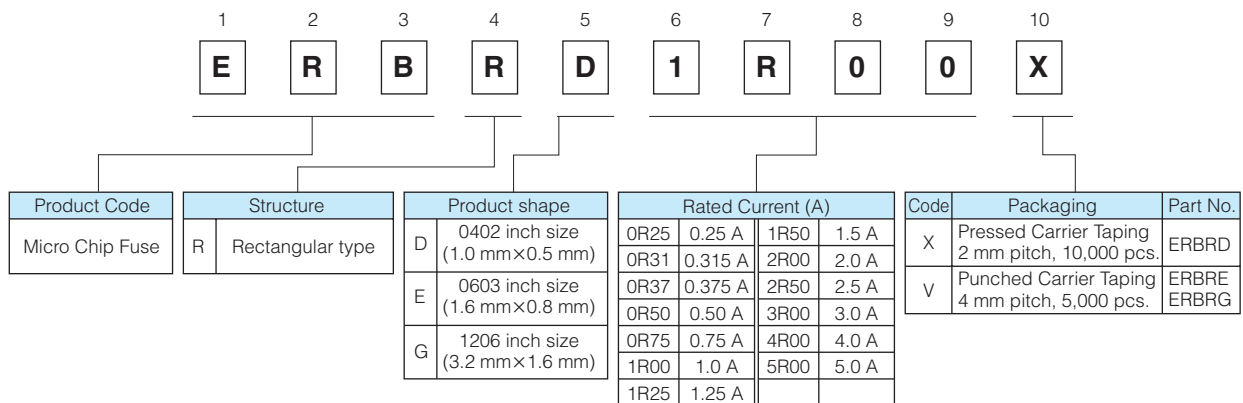
Features

- Small size
- Fast-acting and withstanding in-rush current characteristics
- RoHS compliant

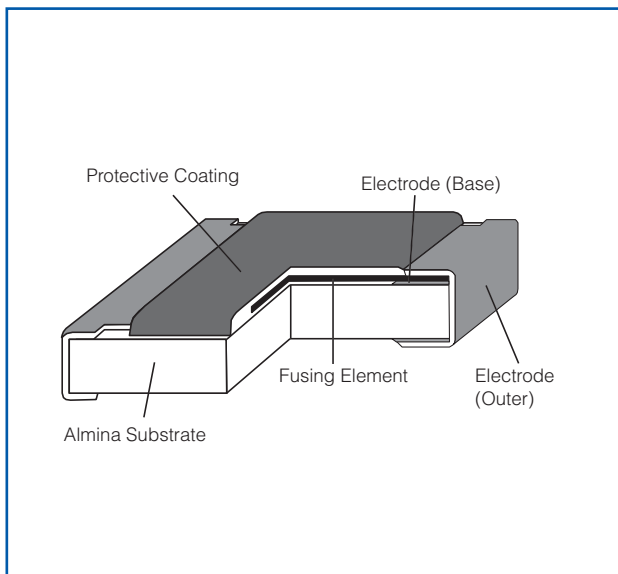
Approved Safety Standards

UL248-14 : File No.E194052
 c-UL C22.2 No.248-14 : File No.E194052

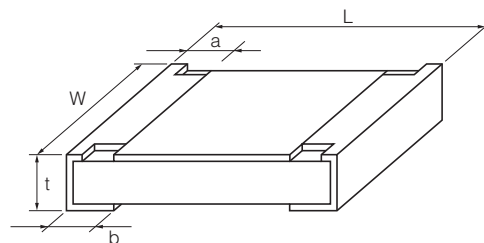
Explanation of Part Numbers



Construction



Dimensions in mm (not to scale)



Part No. (inch size)	Dimensions (mm)					Mass (Weight) (g/1000 pcs.)
	L	W	a	b	t	
ERBRD (0402)	1.00 ^{+0.10}	0.50 ^{+0.10} _{-0.05}	0.15 ^{+0.10}	0.25 ^{+0.10}	0.39 ^{+0.10}	0.7
ERBRE (0603)	1.60 ^{+0.15}	0.80 ^{+0.15} _{-0.05}	0.24 ^{+0.15}	0.30 ^{+0.15}	0.54 ^{+0.10}	2.2
ERBRG (1206)	3.20 ^{+0.20}	1.60 ^{+0.15}	0.30 ^{+0.20}	0.55 ^{+0.20}	0.65 ^{+0.10}	10

Ratings

- 0402 inch /1005 mm size : Type ERBRD

Part No.	ERBRD□R□□X										
	0R25	0R31	0R37	0R50	0R75	1R00	1R25	1R50	2R00	2R50	3R00
Rated Current (A)	0.25	0.315	0.375	0.5	0.75	1.0	1.25	1.5	2.0	2.5	3.0
Marking Code	V	X	Y	F	G	H	J	K	N	O	P
Internal R (mΩ) at 25 °C max.	700	520	440	310	190	125	82	70	53	42	37
Fusing Current/Fusing Time (at 25 °C)	Rated Current × 100 % / 4 hours min.										
	Rated Current × 200 % / 5 seconds max.										
	Rated Current × 300 % / 0.2 seconds max.										
Rated Voltage (Open Circuit Voltage)	32 VDC										
Interrupting Rating (at Rated Voltage)	35 A										
Category Temp. Range	-40 °C to +125 °C										

- 0603 inch / 1608 mm size : Type ERBRE

Part No.	ERBRE□R□□V									
	0R50	0R75	1R00	1R25	1R50	2R00	2R50	3R00	4R00	5R00
Rated Current (A)	0.5	0.75	1.0	1.25	1.5	2.0	2.5	3.0	4.0	5.0
Marking Code	F	G	H	J	K	N	O	P	S	T
Internal R (mΩ) at 25 °C max.	330	190	125	94	72	51	40	33	22	19
Fusing Current/Fusing Time (at 25 °C)	Rated Current × 100 % / 4 hours min.									
	Rated Current × 200 % / 5 seconds max.									
	Rated Current × 300 % / 0.2 seconds max.									
Rated Voltage (Open Circuit Voltage)	32 VDC									
Interrupting Rating (at Rated Voltage)	50 A									
Category Temp. Range	-40 °C to +125 °C									

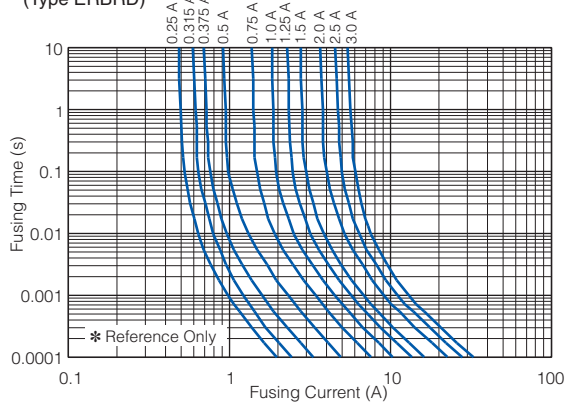
- 1206 inch / 3216 mm size : Type ERBRG

Part No.	ERBRG□R□□V									
	0R50	0R75	1R00	1R25	1R50	2R00	2R50	3R00	4R00	
Rated Current (A)	0.5	0.75	1.0	1.25	1.5	2.0	2.5	3.0	4.0	
Marking Code	F	G	H	J	K	N	O	P	S	
Internal R (mΩ) at 25 °C max.	560	340	210	175	115	85	65	45	35	
Fusing Current/Fusing Time (at 25 °C)	Rated Current × 100 % / 4 hours min.									
	Rated Current × 200 % / 5 seconds max.									
	Rated Current × 300 % / 0.2 seconds max.									
Rated Voltage (Open Circuit Voltage)	63 VDC					32 VDC				
Interrupting Rating (at Rated Voltage)	50 A									
Category Temp. Range	-40 °C to +125 °C									

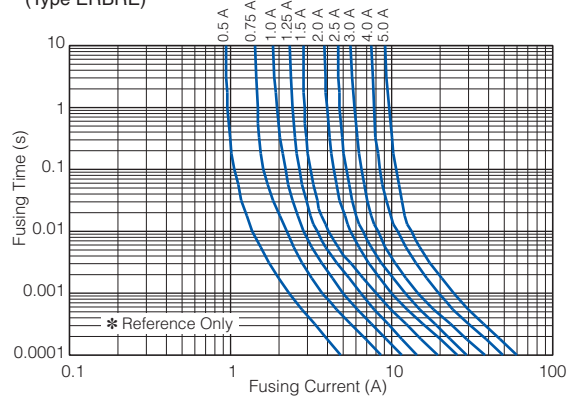
- * The thin type is available about 1005 (0402 inch) size. Please contact us for details.
- * Please contact us when another rated current is needed.

Fusing Characteristics (25 °C typical)

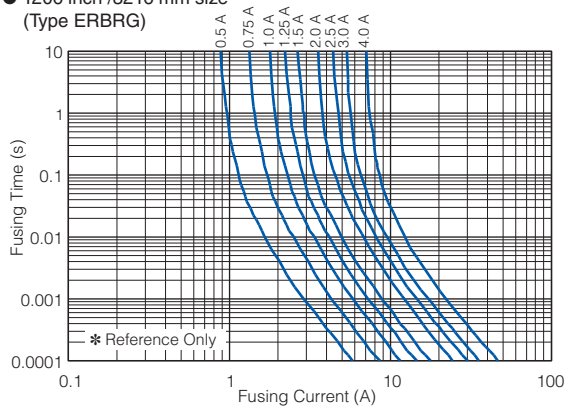
● 0402 inch / 1005 mm size
(Type ERBRD)



● 0603 inch / 1608 mm size
(Type ERBRE)



● 1206 inch / 3216 mm size
(Type ERBRG)



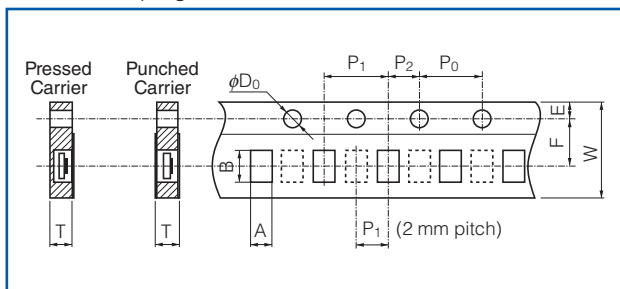
Packaging Methods

● Standard Quantity

Part No.	inch size	Kind of Taping	Pitch (P ₁)	Quantity
ERBRD	0402	Pressed Carrier Taping	2 mm	10,000 pcs./ reel
ERBRE	0603	Punched Carrier Taping	4 mm	5,000 pcs./ reel
ERBRG	1206			

● Carrier Taping

(Unit : mm)

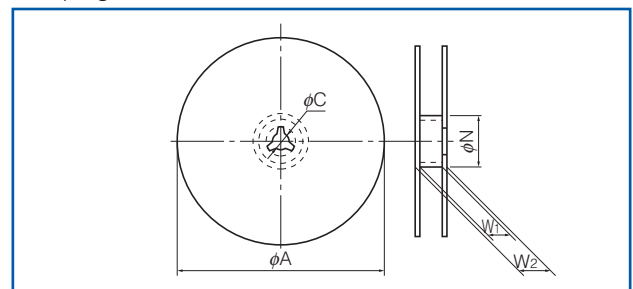


Part No.	A	B	W	F	E
ERBRD	0.68 ^{±0.10}	1.20 ^{±0.10}	8.00 ^{±0.20}	3.50 ^{±0.05}	1.75 ^{±0.10}
ERBRE	1.10 ^{±0.10}	1.90 ^{±0.10}			
ERBRG	2.00 ^{±0.15}	3.60 ^{±0.20}			

Part No.	P ₁	P ₂	P ₀	φD ₀	T
ERBRD	2.00 ^{±0.10}	2.00 ^{±0.05}	4.00 ^{±0.10}	1.50 ^{+0.10} ₀	0.67 ^{±0.07}
ERBRE	4.00 ^{±0.10}				0.78 ^{±0.07}
ERBRG					0.84 ^{±0.07}

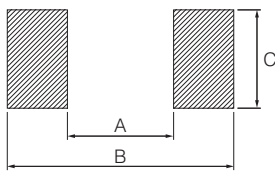
● Taping Reel

(Unit : mm)



Part No.	φA	φN	φC	W ₁	W ₂
ERBRD ERBRE ERBRG	180.0 ⁰ _{-1.5}	60 ^{+1.0} ₀	13.0 ^{±0.2}	9.0 ^{+1.0} ₀	11.4 ^{±1.0}

Recommended Soldering Conditions

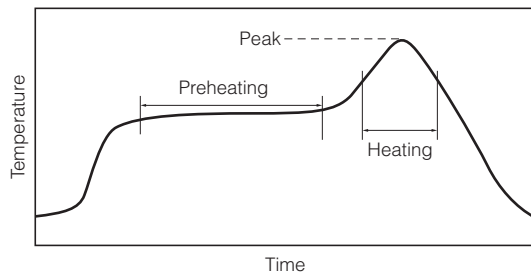


Part No. (inch size)	Dimensions (mm)		
	A	B	C
ERBRD(0402)	0.5 to 0.6	1.4 to 1.6	0.4 to 0.6
ERBRE(0603)	0.7 to 0.9	2.0 to 2.2	0.8 to 1.0
ERBRG(1206)	2.0 to 2.4	4.4 to 5.0	1.2 to 1.8

Recommended Soldering Conditions

Recommendations and precautions are described below.

- Recommended soldering conditions for reflow
 - Reflow soldering shall be performed a maximum of two times.
 - Please contact us for additional information when used in conditions other than those specified.
 - Please measure the temperature of the terminals and study every kind of solder and printed circuit board for solderability before actual use.



For soldering (Example : Sn/Pb)

	Temperature	Time
Preheating	140 °C to 160 °C	60 s to 120 s
Main heating	Above 200 °C	30 s to 40 s
Peak	235 ± 5 °C	max. 10 s

For lead-free soldering (Example : Sn/Ag/Cu)

	Temperature	Time
Preheating	150 °C to 180 °C	60 s to 120 s
Main heating	Above 230 °C	30 s to 40 s
Peak	max. 260 °C	max. 10 s

- Recommended soldering conditions for flow

	For soldering		For lead-free soldering	
	Temperature	Time	Temperature	Time
Preheating	140 °C to 180 °C	60 s to 120 s	150 °C to 180 °C	60 s to 120 s
Soldering	245 ± 5 °C	20 s to 30 s	max. 260 °C	max. 10 s

<Repair with hand soldering>

- Preheat with a blast of hot air or similar method. Use a soldering iron with a tip temperature of 350 °C or less. Solder each electrode for 3 seconds or less.
- Never touch this product with the tip of a soldering iron.

⚠ Safety Precautions

The following are precautions for individual products. Please also refer to the common precautions for fuses in this catalog.

1. Set the rated current so that the current passing through the Micro Chip Fuses (hereafter called the fuses) under normal conditions is within 70% of the rated current.
2. Do not continuously pass a current exceeding the rated current through the fuses.
3. If a pulse exceeding the rated current is applied, such as a rush current or surge current at power-on, take care not to cause unwanted fusing. Calculate the I^2t value of the pulse and check the tolerance to the number of pulses according to the I^2t -t characteristic curve before deciding to use the fuses. Before checking the tolerance, consult our sales staff in advance.
4. The fuses are designed to be blown out by a current that is double or greater than the rated current. Ensure that the abnormal current generated when a circuit abnormality occurs in your product is at least double or greater than the rated current of the fuses. In addition, ensure that the abnormal current of your product does not exceed the maximum interrupting current of the fuses.
5. The fuses are designed to be used on the secondary side of a power supply. Do not use them on the primary side.
6. Ensure that the voltage applied to the fuses are within their rated voltage.
7. The fusing characteristics of the fuses are affected by the ambient temperature. Before use, mount the fuses on your products and carefully check and evaluate their category temperature range.