

阅读申明

- 1.本站收集的数据手册和产品资料都来自互联网，版权归原作者所有。如读者和版权方有任何异议请及时告之，我们将妥善解决。
- 2.本站提供的中文数据手册是英文数据手册的中文翻译，其目的是协助用户阅读，该译文无法自动跟随原稿更新，同时也可能存在翻译上的不当。建议读者以英文原稿为参考以便获得更精准的信息。
- 3.本站提供的产品资料，来自厂商的技术支持或者使用者的心得体会等，其内容可能存在描述上的差异，建议读者做出适当判断。
- 4.如需与我们联系，请发邮件到marketing@iczoom.com，主题请标有“数据手册”字样。

Read Statement

1. The datasheets and other product information on the site are all from network reference or other public materials, and the copyright belongs to the original author and original published source. If readers and copyright owners have any objections, please contact us and we will deal with it in a timely manner.
2. The Chinese datasheets provided on the website is a Chinese translation of the English datasheets. Its purpose is for reader's learning exchange only and do not involve commercial purposes. The translation cannot be automatically updated with the original manuscript, and there may also be improper translations. Readers are advised to use the English manuscript as a reference for more accurate information.
3. All product information provided on the website refer to solutions from manufacturers' technical support or users the contents may have differences in description, and readers are advised to take the original article as the standard.
4. If you have any questions, please contact us at marketing@iczoom.com and mark the subject with "Datasheets" .

Surface Mount Fuse, 3 x 10.1 mm, Quick-Acting F, 250 VAC, 125 VDC

new



IEC 60127-4 · 250VAC · 125VDC · Quick-Acting F



Description

- Directly solderable on printed circuit boards
- Low melting I²t-values, fast interruption
- Compact design
- UMF (universal modular fuse)

Standards

- IEC 60127-4/2
- UL 248-14
- CSA C22.2 no. 248.14

Approvals

- Approval Reference Type: UMF 250
- VDE Certificate Number: 40027880
- UL File Number: E41599

Applications

- Primary protection on SMD PCBs
- Secondary protection on SMD PCBs
- Medical equipment
- Power supplies
- Lighting

References

[Packaging Details](#)
Fuse Kit [Fuse Kit UMF 250 / UMK 250](#)

Weblinks

[pdf datasheet](#), [html-datasheet](#), [General Product Information](#), [Packaging details](#), [Approvals](#), [CE declaration of conformity](#), [RoHS](#), [CHINA-RoHS](#), [REACH](#), [Distributor-Stock-Check](#), [Detailed request for product](#), [Microsite](#)

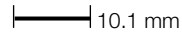
Technical Data

Rated Voltage	250VAC, 125VDC
Rated current	0.5 - 10A
Breaking Capacity	100A - 200A
Characteristic	Quick-Acting F
Mounting	PCB,SMT
Admissible Ambient Air Temp.	-55 °C to 125 °C
Climatic Category	55/125/21 acc. to IEC 60068-1
Material: Housing	Ceramic
Material: Terminals	Tin-Plated Copper Alloy
Unit Weight	0.23 g
Storage Conditions	0 °C to 40 °C, max. 70% r.h.
Product Marking	, Rated current, Rated Voltage, Characteristic, Breaking Capacity

Soldering Methods	Reflow, Wave Soldering Profile
Solderability	245 °C / 3 sec acc. to IEC 60068-2-58, Test Td
Resistance to Soldering Heat	260 °C / 10 sec acc. to IEC 60068-2-58, Test Td
Life Test	1000h @ 0.60 x I _n @ 70°C (acc. to EIA/IS-722, Test 4.4.1)
Moisture Resistance Test	MIL-STD-202, Method 106E (acc. to EIA/IS-722, Test 4.4.3)
Case Resistance	>100 MΩ (between leads and body) acc. to EIA/IS-722, Test 4.7
Mechanical Shock	MIL-STD-202, Method 213B (Shock 50g, half sine wave, 11 ms)
Resistance to Solvents	MIL-STD-202, Method 215A
Flammability	min. UL 94V-1 (acc. to EIA/IS-722, Test 4.12)

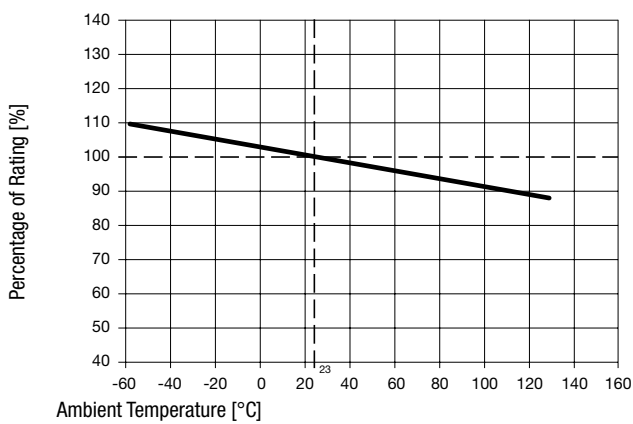
Detailed information on product approvals, code requirements, usage instructions and detailed test conditions can be looked up in [General Product Information](#)

Dimension [mm]



Soldering pads

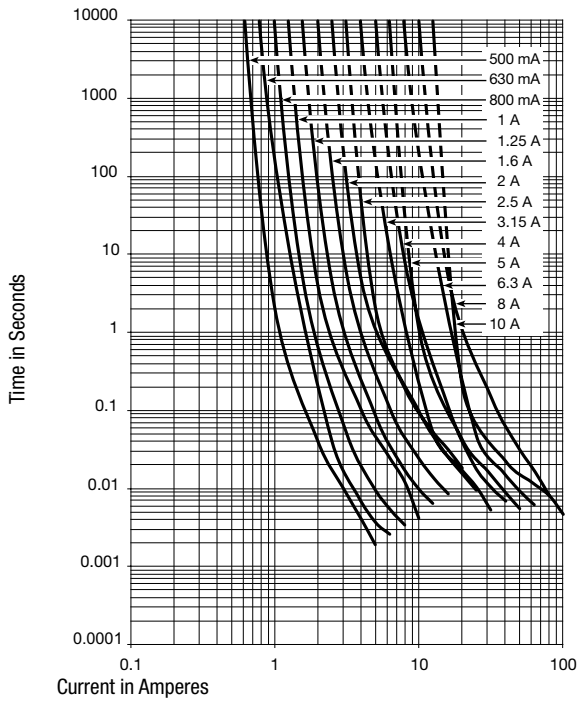
Derating Curves




Pre-Arcing Time


Rated Current I_n	1.0 x I_n min.	1.25 x I_n min.	2.0 x I_n max.	10.0 x I_n min.	10.0 x I_n max.
0.5 A - 8 A	-	60 min	120 s	1 ms	10 ms
10 A	4 h	-	120 s	1 ms	10 ms

Time-Current-Curves



All Variants

Rated Current [A]	Rated Voltage [VAC]	Rated Voltage [VDC]	Breaking Capacity	Voltage Drop 1.0 In max. [mV]	Voltage Drop 1.0 Intyp. [mV]	Power Dissipation 1.25 I _n typ. [mW]	Melting I ² t 10.0 Intyp. [A ² s]		Order Number
0.5	250	125	1)	600	430	500	0.052	● ●	3405.0163.11
0.5	250	125	1)	600	430	500	0.052	● ●	3405.0163.24
0.63	250	125	1)	500	350	500	0.092	● ●	3405.0164.11
0.63	250	125	1)	500	350	500	0.092	● ●	3405.0164.24
0.8	250	125	1)	400	300	500	0.21	● ●	3405.0165.11
0.8	250	125	1)	400	300	500	0.21	● ●	3405.0165.24
1	250	125	1)	300	250	500	0.4	● ●	3405.0166.11
1	250	125	1)	300	250	500	0.4	● ●	3405.0166.24
1.25	250	125	2)	300	220	1000	1	● ●	3405.0167.11
1.25	250	125	2)	300	220	1000	1	● ●	3405.0167.24
1.6	250	125	2)	300	190	1000	2.1	● ●	3405.0168.11
1.6	250	125	2)	300	190	1000	2.1	● ●	3405.0168.24
2	250	125	2)	300	200	1000	3.26	● ●	3405.0169.11
2	250	125	2)	300	200	1000	3.26	● ●	3405.0169.24
2.5	250	125	2)	300	160	1200	4.8	● ●	3405.0170.11
2.5	250	125	2)	300	160	1200	4.8	● ●	3405.0170.24
3.15	250	125	2)	300	100	1500	5.17	● ●	3405.0171.11
3.15	250	125	2)	300	100	1500	5.17	● ●	3405.0171.24
4	250	125	2)	300	100	2000	9.4	● ●	3405.0172.11
4	250	125	2)	300	100	2000	9.4	● ●	3405.0172.24
5	250	125	2)	300	110	2500	13.57	● ●	3405.0173.11
5	250	125	2)	300	110	2500	13.57	● ●	3405.0173.24
6.3	250	125	2)	300	80	3000	23.85	● ●	3405.0174.11
6.3	250	125	2)	300	80	3000	23.85	● ●	3405.0174.24
8	250	125	2)	220	80	3000	52.58	● ●	3405.0175.11
8	250	125	2)	220	80	3000	52.58	● ●	3405.0175.24
10	250	125	3)	220	150	3500	45.8	●	3405.0176.11
10	250	125	3)	220	150	3500	45.8	●	3405.0176.24

Rated Current [A]	Rated Voltage [VAC]	Rated Voltage [VDC]	Breaking Capacity	Voltage Drop 1.0 I _n max. [mV]	Voltage Drop 1.0 I _n typ. [mV]	Power Dissipation 1.25 I _n typ. [mW]	Melting I ² t 10.0 Intyp. [A ² s]		Order Number
<p>■ Most Popular.</p> <p>Availability for all products can be searched real-time:http://www.schurter.com/en/Stock-Check/Stock-Check-SCHURTER</p> <p>1) IEC: 100 A @ 250 VAC, p.f. ≥ 0.95 / 100 A @ 125 VDC, resistive</p> <p>1) UL: 200 A @ 250 VAC, p.f. ≥ 0.95 / 200 A @ 125 VDC, resistive</p> <p>2) IEC: 100 A @ 250 VAC, p.f. ≥ 0.95 / 100 A @ 125 VDC, resistive</p> <p>2) UL: 100 A @ 250 VAC, p.f. ≥ 0.95 / 100 A @ 125 VDC, resistive</p> <p>3) UL: 100 A @ 250 VAC, p.f. ≥ 0.95 / 100 A @ 125 VDC, resistive</p>									
<p>Packaging Unit .xx = .11 Plastic Bag (100 pcs.) .xx = .24 Blister Tape 33 cm Reel (2000 pcs.)</p>									