

阅读申明

- 1.本站收集的数据手册和产品资料都来自互联网，版权归原作者所有。如读者和版权方有任何异议请及时告之，我们将妥善解决。
- 2.本站提供的中文数据手册是英文数据手册的中文翻译，其目的是协助用户阅读，该译文无法自动跟随原稿更新，同时也可能存在翻译上的不当。建议读者以英文原稿为参考以便获得更精准的信息。
- 3.本站提供的产品资料，来自厂商的技术支持或者使用者的心得体会等，其内容可能存在描述上的差异，建议读者做出适当判断。
- 4.如需与我们联系，请发邮件到marketing@iczoom.com，主题请标有“数据手册”字样。


Read Statement

1. The datasheets and other product information on the site are all from network reference or other public materials, and the copyright belongs to the original author and original published source. If readers and copyright owners have any objections, please contact us and we will deal with it in a timely manner.
2. The Chinese datasheets provided on the website is a Chinese translation of the English datasheets. Its purpose is for reader's learning exchange only and do not involve commercial purposes. The translation cannot be automatically updated with the original manuscript, and there may also be improper translations. Readers are advised to use the English manuscript as a reference for more accurate information.
3. All product information provided on the website refer to solutions from manufacturers' technical support or users the contents may have differences in description, and readers are advised to take the original article as the standard.
4. If you have any questions, please contact us at marketing@iczoom.com and mark the subject with "Datasheets" .

Radial Lead Fuses

TE5® > Fast-Acting Fuse > 395 Series

395 Series, TE5® Fast-Acting Fuse



Agency Approvals

Agency	Agency File Number	Ampere Range
	E67006	0.05A-6.3A
	E67006	0.05A-6.3A
	JET1896-31007-1005	1A - 5A

Additional Information



Datashheet



Resources



Samples

Description

The 395 Series TE5® Fuses are fast-acting type, 125V and are designed in accordance to UL 248-14.

Features

- RoHS compliant and Lead-free
- Reduced PCB space requirements
- Direct solderable or plug-in versions
- Internationally approved
- Low internal resistance
- Shock safe casing
- Vibration resistant
- Halogen Free
- Available from 0.05A to 6.3A

Applications

- Battery chargers
- Consumer Electronics
- Power supplies
- Industrial controllers

Electrical Characteristics

% of Ampere Rating	Opening Time
200%	60 Seconds, Max.

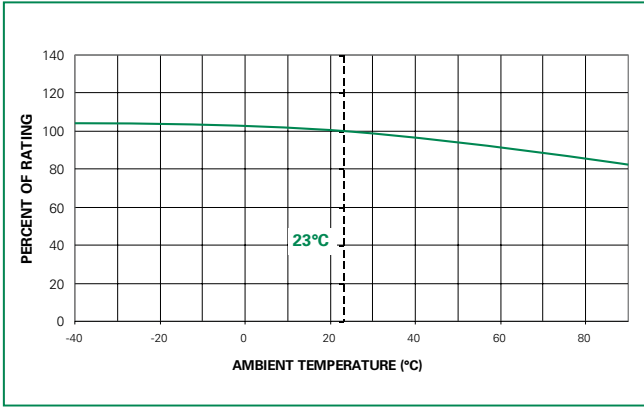
Electrical Characteristics

Amp Code	Rated Current	Voltage Rating	Breaking Capacity	Nominal Cold Resistance (Ohms)	Voltage Drop 1.0xI _N max. (mV)	Power Dissipation 1.0xI _N max. (mW)	Melting Integral 10xI _N max. (A ² s)	Agency Approvals		
0050	50mA	125V	100A @125 VAC	8.1290	1600	85	0.0001	x	x	
0063	63mA	125V		4.6900	1300	85	0.0001	x	x	
0080	80mA	125V		3.6500	1200	100	0.0002	x	x	
0100	100mA	125V		7.4910	1100	110	0.0013	x	x	
0125	125mA	125V		6.1970	1350	160	0.0019	x	x	
0160	160mA	125V		4.2850	1000	150	0.0037	x	x	
0200	200mA	125V		2.9780	950	210	0.0075	x	x	
0250	250mA	125V		2.3100	900	225	0.0130	x	x	
0315	315mA	125V		1.7220	800	255	0.0260	x	x	
0400	400mA	125V		0.2200	230	95	0.0150	x	x	
0500	500mA	125V		0.1570	220	110	0.0250	x	x	
0630	630mA	125V		0.1180	210	135	0.0450	x	x	
0800	800mA	125V		0.0970	200	160	0.0680	x	x	
1100	1.00A	125V		0.0710	190	190	0.1300	x	x	x
1125	1.25A	125V		0.0635	180	225	0.2000	x	x	x
1160	1.60A	125V		0.0492	170	275	0.3900	x	x	x
1200	2.00A	125V		0.0412	160	450	0.5300	x	x	x
1250	2.50A	125V		0.0305	150	375	1.1000	x	x	x
1315	3.15A	125V		0.0247	140	445	1.9000	x	x	x
1400	4.00A	125V		0.0193	130	520	3.2000	x	x	x
1500	5.00A	125V	0.0139	120	600	6.1000	x	x	x	
1630	6.30A	125V	0.0116	115	850	9.7000	x	x		

Notes:

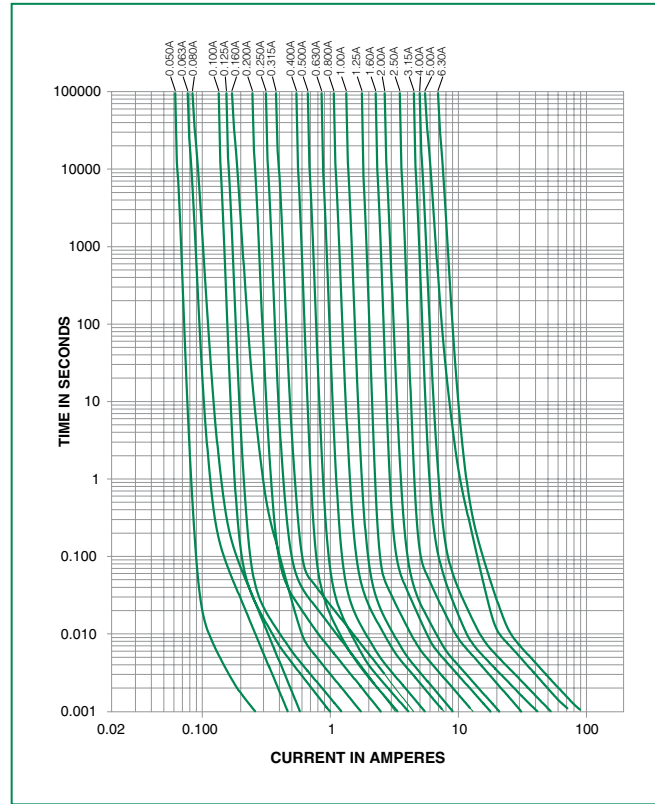
1. 1.00 means the number one with two decimal places. 1,000 means the number one thousand.
2. Resistance is measured at 10% of rated current, 25°C.

Temperature Re-rating Curve

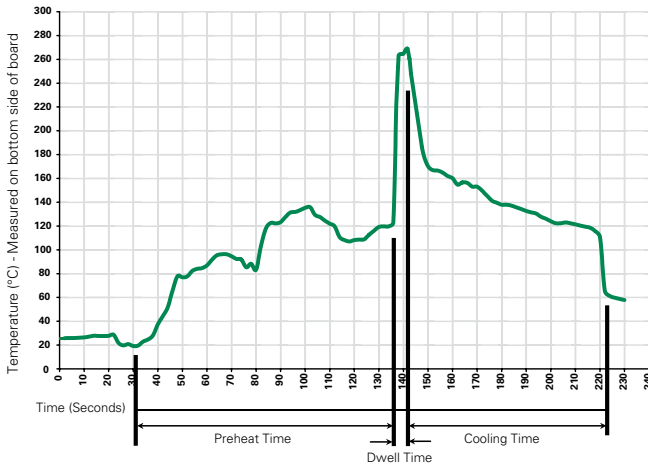


Note:
1. Derating depicted in this curve is in addition to the standard derating of 25% for continuous operation.

Average Time Current Curves



Soldering Parameters - Wave Soldering



Recommended Process Parameters:

Wave Parameter	Lead-Free Recommendation
Preheat: (Depends on Flux Activation Temperature)	(Typical Industry Recommendation)
Temperature Minimum:	100°C
Temperature Maximum:	150°C
Preheat Time:	60-180 seconds
Solder Pot Temperature:	260°C Maximum
Solder Dwell Time:	2-5 seconds

Recommended Hand-Solder Parameters:

Solder Iron Temperature: 350°C +/- 5°C
Heating Time: 5 seconds max.

Note: These devices are not recommended for IR or Convection Reflow process.

Radial Lead Fuses

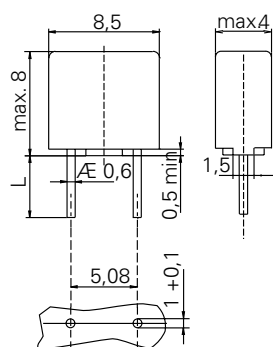
TE5® > Fast-Acting Fuse > 395 Series

Product Characteristics

Materials	Base/Cap: Brown Thermoplastic Polyamide PA 6.6, UL 94 V-0 Round Pins: Copper, Tin-plated
Lead Pull Strength	10 N (IEC 60068-2-21)
Solderability	260°C, ≤ 3s. (Wave) 350°C, ≤ 1s. (Soldering Iron)
Soldering Heat Resistance	260°C, 10s. (IEC 60068-2-20) 350°C, 3s. (Soldering Iron)

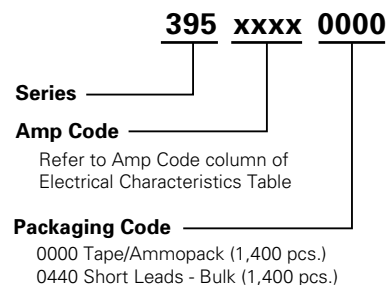
Operating Temperature	-40°C to +85°C (Consider re-rating)
Climatic Category	-40°C to +85°C/21 days (IEC 60068-1,-2-1,-2-2,-2-78)
Stock Conditions	+10°C to +60°C RH ≤ 75% yearly average, without dew, maximum value for 30 days-95%
Vibration Resistance	24 cycles at 15 min. each (IEC 60068-2-6) 10 - 60Hz at 0.75mm amplitude 60 - 2000Hz at 10g acceleration

Dimensions



Holes in PCB
Long Leads (L=18.8mm)
Short Leads (L=4.3mm)

Part Numbering System



Packaging

Packaging Option	Packaging Specification	Quantity	Quantity & Packaging Code	Taping Width
395 Series				
Tape and Ammopack	N/A	1,400	0000	N/A
Short Leads	N/A	1,400	0440	N/A