

## 阅读申明

- 1.本站收集的数据手册和产品资料都来自互联网，版权归原作者所有。如读者和版权方有任何异议请及时告之，我们将妥善解决。
- 2.本站提供的中文数据手册是英文数据手册的中文翻译，其目的是协助用户阅读，该译文无法自动跟随原稿更新，同时也可能存在翻译上的不当。建议读者以英文原稿为参考以便获得更精准的信息。
- 3.本站提供的产品资料，来自厂商的技术支持或者使用者的心得体会等，其内容可能存在描述上的差异，建议读者做出适当判断。
- 4.如需与我们联系，请发邮件到marketing@iczoom.com，主题请标有“数据手册”字样。

## Read Statement

1. The datasheets and other product information on the site are all from network reference or other public materials, and the copyright belongs to the original author and original published source. If readers and copyright owners have any objections, please contact us and we will deal with it in a timely manner.
2. The Chinese datasheets provided on the website is a Chinese translation of the English datasheets. Its purpose is for reader's learning exchange only and do not involve commercial purposes. The translation cannot be automatically updated with the original manuscript, and there may also be improper translations. Readers are advised to use the English manuscript as a reference for more accurate information.
3. All product information provided on the website refer to solutions from manufacturers' technical support or users the contents may have differences in description, and readers are advised to take the original article as the standard.
4. If you have any questions, please contact us at marketing@iczoom.com and mark the subject with "Datasheets" .

### 239 Series, 5x20 mm, Slo-Blo® Fuse



#### Description

5x20mm Slo-Blo® glass body cartridge fuse designed to UL specification.






#### Features

- Designed to UL/CSA/ ANCE 248-1 and 248-14 Standards
- Available in cartridge and axial lead format
- RoHS compliant and lead-free

#### Applications

Used as supplementary protection in appliance or utilization equipment to provide individual protection for components or internal circuits.

#### Agency Approvals

Agency	Agency File Number	Ampere Range
	Cartridge: NBK030609-JP1021A NBK190609-JP1021A NBK030609-JP1021B	1A – 3.5A 4A – 5A 7A
	Leaded: NBK030609-JP1021C NBK190609-JP1021B NBK030609-JP1021D	1A – 3.5A 4A – 5A 7A
	SU05001 – 2004A SU05001 – 2014A	0.200A – 3.15A 4A – 7A
	E10480	0.080A – 7A
	29862	0.200A – 3.15A 4A – 7A
	N/A	0.080A – 7A

#### Electrical Characteristics for Series

% of Ampere Rating	Ampere Ratings	Opening Time
100%	All Ratings	4 hours, Minimum
135%		1 hour, Maximum
200%		2 minutes, Maximum

#### Additional Information



**Datasheet**



**Resources**



**Samples**



**Accessories**

For recommended fuse accessories for this product series, see '[Recommended Accessories](#)' section.

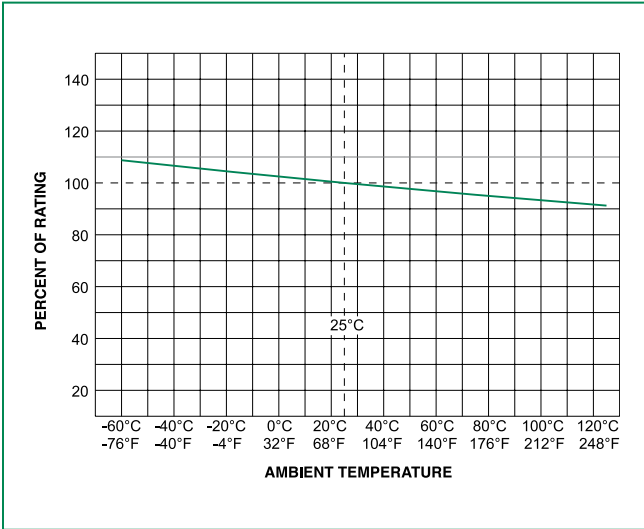
# Axial Lead & Cartridge Fuses

5x20 mm > Slo-Blo® Fuse > 239 Series

## Electrical Characteristic Specification by Item

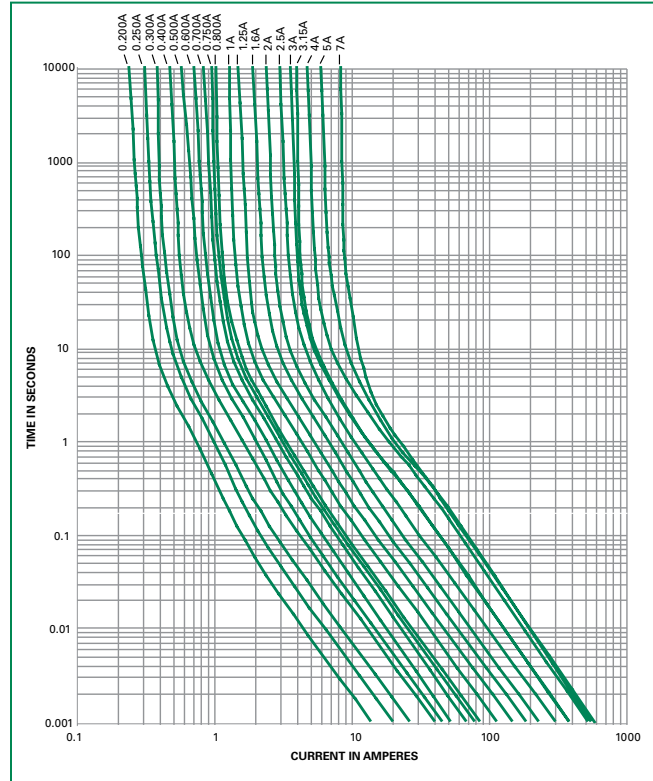
Amp Code	Amp Rating (A)	Voltage Rating (V)	Interrupting Rating	Nominal Cold Resistance (Ohms)	Nominal Melting I <sup>2</sup> t (A <sup>2</sup> sec)	Agency Approvals				
						UL	SP	PS E	CCC	CE
.080	0.08	250	35A @ 250 VAC 10kA @ 125 VAC	28.1750	0.02500	x				x
.100	0.1	250		17.3425	0.05500	x				x
.125	0.125	250		11.6000	0.08500	x				x
.150	0.15	250		8.1000	0.13000	x				x
.200	0.2	250		3.8725	0.16500	x	x		x	x
.250	0.25	250		3.0700	0.34000	x	x		x	x
.300	0.3	250		2.3000	0.61500	x	x		x	x
.400	0.4	250		1.4750	2.02000	x	x		x	x
.500	0.5	250		0.9090	1.98500	x	x		x	x
.600	0.6	250		0.6990	2.41500	x	x		x	x
.700	0.7	250		0.5375	4.12000	x	x		x	x
.750	0.75	250		0.4710	5.42500	x	x		x	x
.800	0.8	250		0.4155	7.56500	x	x		x	x
001.	1	250		0.2965	11.29500	x	x	x	x	x
1.25	1.25	250	10kA @ 125 VAC 100A @ 250 VAC	0.1980	19.52500	x	x	x	x	x
01.6	1.6	250		0.1205	30.43000	x	x	x	x	x
002.	2	250		0.0943	50.58500	x	x	x	x	x
02.5	2.5	250		0.0583	79.70500	x	x	x	x	x
003.	3	250		0.04877	129.51000	x	x	x	x	x
3.15	3.15	250		0.0414	128.05000	x	x	x	x	x
03.2	3.2	250		0.0385	128.05000	x		x		x
03.5	3.5	250		0.0370	128.05000	x		x		x
004.	4	125	10kA @ 125 VAC	0.0312	270.703	x	x	x	x	x
005.	5	125		0.0199	302.836	x	x	x	x	x
007.	7	125		0.0114	305.758	x	x	x	x	x

### Temperature Re-rating Curve

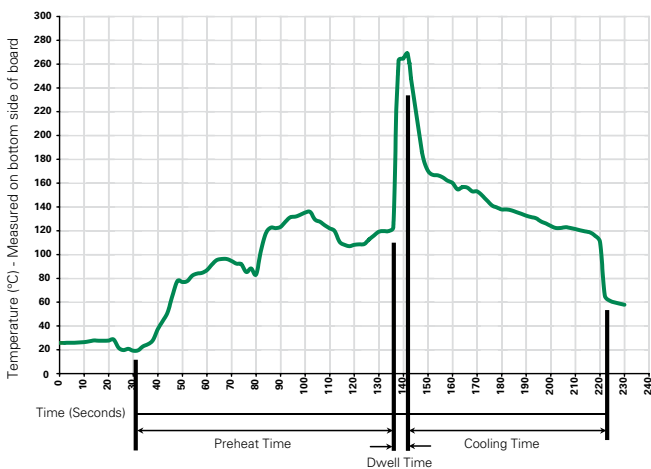


Note:  
Re-rating depicted in this curve is in addition to the standard derating of 25% for continuous operation.

### Average Time Current Curves



### Soldering Parameters - Wave Soldering



### Recommended Process Parameters:

Wave Parameter	Lead-Free Recommendation
<b>Preheat:</b> (Depends on Flux Activation Temperature)	(Typical Industry Recommendation)
Temperature Minimum:	100°C
Temperature Maximum:	150°C
Preheat Time:	60-180 seconds
<b>Solder Pot Temperature:</b>	260°C Maximum
<b>Solder Dwell Time:</b>	2-5 seconds

### Recommended Hand-Solder Parameters:

Solder Iron Temperature: 350°C +/- 5°C  
Heating Time: 5 seconds max.

**Note: These devices are not recommended for IR or Convection Reflow process.**

# Axial Lead & Cartridge Fuses

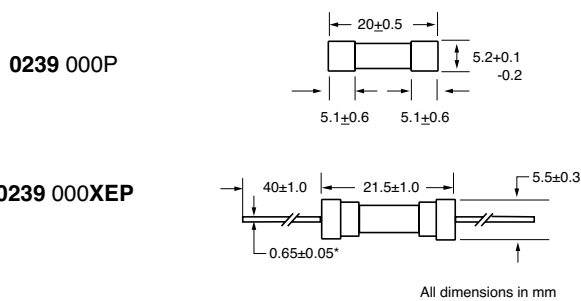
5x20 mm > Slo-Blo® Fuse > 239 Series

## Product Characteristics

<b>Materials</b>	Body: Glass Cap: Nickel-plated brass Leads: Tin-plated Copper
<b>Terminal Strength</b>	MIL-STD-202, Method 211, Test Condition A
<b>Solderability</b>	MIL-STD-202 Method 208
<b>Product Marking</b>	Cap 1: Brand logo, current and voltage rating Cap 2: Series and agency approval markings

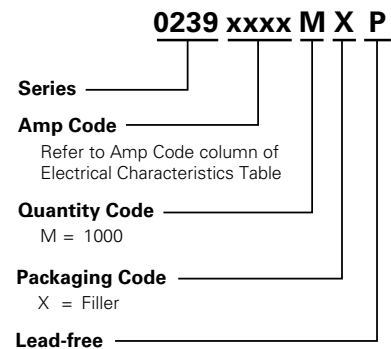
<b>Operating Temperature</b>	-55°C to +125°C
<b>Thermal Shock</b>	MIL-STD-202, Method 107, Test Condition B: (5 cycles -65°C to +125°C)
<b>Vibration</b>	MIL-STD-202, Method 201
<b>Humidity</b>	MIL-STD-202, Method 103, Test Condition A. high RH (95%) and elevated temp (40°C) for 240 hours
<b>Salt Spray</b>	MIL-STD-202, Method 101, Test Condition B

## Dimensions



Notes:  
\* Ratings above 6.3A have 0.8±0.05 diameter lead.

## Part Numbering System



## Packaging

Packaging Option	Packaging Specification	Quantity	Quantity & Packaging Code	Taping Width
<b>239 Series</b>				
Bulk	N/A	1000	MX	N/A
Bulk	N/A	1000	MXE	N/A
Reel and Tape	EIA 296-E	1000	MRET1	T1=52mm (2.062")
Bulk	N/A	1000	MXB	N/A
Bulk	N/A	100	HX	N/A
Bulk	N/A	100	HXE	N/A

## Recommended Accessories

Accessory Type	Series	Description	Max Application Voltage	Max Application Amperage
Holder	<a href="#">345_ISF</a>	Panel Mount Shock-Safe Fuseholder	250	10
	<a href="#">345</a>	Shock-Safe Fuseholder with PC Mount, Solder Mount and Panel Mount options		20
	<a href="#">830</a>	PC Mount Shock-Safe Miniature Fuseholder		16
Block	<a href="#">520</a>	Metric OMNI-BLOK® Fuse Block		10
	<a href="#">646</a>	PC Mount Miniature Fuse Block		6.3
	<a href="#">658</a>	Surface Mount Miniature Fuse Block		10
Clip	<a href="#">520_WV</a>	PC Mount Miniature Fuse Clip		6.3
	<a href="#">111</a>	PC Board Mount Fuse Clip		10
	<a href="#">445</a>	PC Board Mount Fuse Clip		10

Notes:  
1. Do not use in applications above rating.  
2. Please refer to fuseholder data sheet for specific re-rating information.  
3. Please contact factory for applications greater than the max voltage and amperage shown.