

阅读申明

- 1.本站收集的数据手册和产品资料都来自互联网，版权归原作者所有。如读者和版权方有任何异议请及时告之，我们将妥善解决。
- 2.本站提供的中文数据手册是英文数据手册的中文翻译，其目的是协助用户阅读，该译文无法自动跟随原稿更新，同时也可能存在翻译上的不当。建议读者以英文原稿为参考以便获得更精准的信息。
- 3.本站提供的产品资料，来自厂商的技术支持或者使用者的心得体会等，其内容可能存在描述上的差异，建议读者做出适当判断。
- 4.如需与我们联系，请发邮件到marketing@iczoom.com，主题请标有“数据手册”字样。

Read Statement

1. The datasheets and other product information on the site are all from network reference or other public materials, and the copyright belongs to the original author and original published source. If readers and copyright owners have any objections, please contact us and we will deal with it in a timely manner.
2. The Chinese datasheets provided on the website is a Chinese translation of the English datasheets. Its purpose is for reader's learning exchange only and do not involve commercial purposes. The translation cannot be automatically updated with the original manuscript, and there may also be improper translations. Readers are advised to use the English manuscript as a reference for more accurate information.
3. All product information provided on the website refer to solutions from manufacturers' technical support or users the contents may have differences in description, and readers are advised to take the original article as the standard.
4. If you have any questions, please contact us at marketing@iczoom.com and mark the subject with "Datasheets" .

Cartridge Fuse, 6.3x32 mm, 440 - 500 VAC, 63 - 500 VDC 1-32 A, High Breaking Capacity up to 1500 A

new



UL 248-14 · 440 - 500 VAC · 63 - 500 VDC · Quick-Acting F



Description

- 6.3 x 32 mm fuses for primary protection
- 16 rated currents from 1 A to 32 A
- Pigtails optional

Unique Selling Proposition

- High rated voltages up to 500 VAC / VDC
- High breaking capacity up to 1500 A

Standards

- UL 248-14
- CSA C22.2 no. 248.14

Approvals

- Approval Reference Type: SHF 6.3x32
- UL File Number: E41599

Applications

- 3-phase applications
- DC applications
- Power supplies
- Frequency converter
- Power electronics

References


[Packaging Details](#)

Pigtail Type [8020.5078.G](#); [SHF 6.3x32 Pigtail](#)

Weblinks

[pdf datasheet](#), [html-datasheet](#), [General Product Information](#), [Packaging details](#), [Approvals](#), [CE declaration of conformity](#), [RoHS](#), [CHINA-RoHS](#), [REACH](#), [Distributor-Stock-Check](#), [Detailed request for product](#), [Microsite](#)

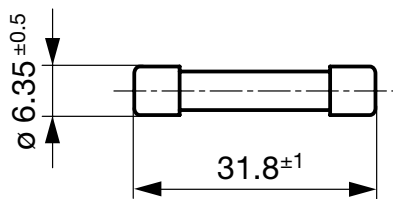
Technical Data

Rated Voltage	440 - 500 VAC, 63 - 500 VDC
Rated current	1 - 32 A
Breaking Capacity	1500 A - 20 kA
Characteristic	Quick-Acting F
Mounting	Fuseholder / Clip
Admissible Ambient Air Temp.	-40 °C to 85 °C
Climatic Category	40/085/21 acc. to IEC 60068-1
Material: Tube	Ceramic
Material: Endcaps	Nickel-Plated Copper Alloy
Material: Axial Leads	Tin-Plated Copper
Unit Weight	2.84 g
Storage Conditions	0 °C to 60 °C, max. 70% r.h.
Product Marking	 Type, Rated current, Rated Voltage, Characteristic, Breaking capacity, Approvals

Detailed information on product approvals, code requirements, usage instructions and detailed test conditions can be looked up in [General Product Information](#)

Dimension [mm]

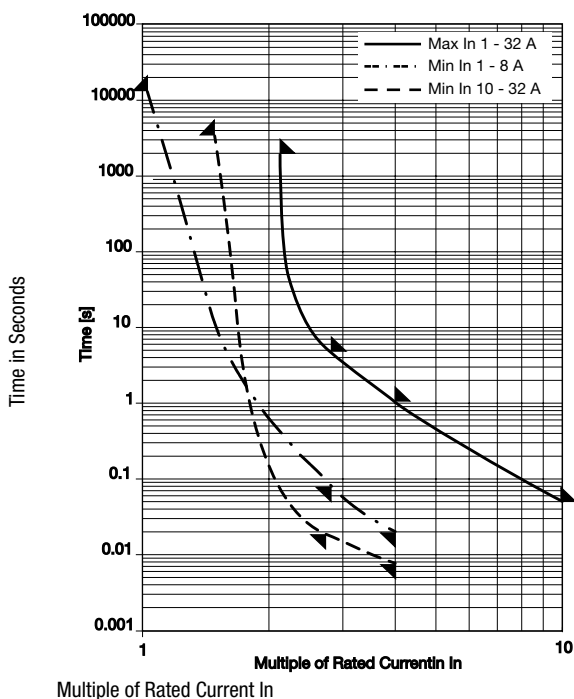
6.3 mm



Pre-Arcing Time

Rated Current I_n	1.0 x I_n min.	1.5 x I_n min.	2.1 x I_n max.	2.75 x I_n min.	2.75 x I_n max.	4.0 x I_n min.	4.0 x I_n max.	10.0 x I_n min.	10.0 x I_n max.
1 A - 8 A		60 min	30 min	20 ms	5 s	8 ms	1 s	-	50 ms
10 A - 32 A	240 min		30 min	100 ms	5 s	20 ms	1 s	-	50 ms

Time-Current-Curves



All Variants

Rated Current [A]	Rated Voltage [VAC]	Rated Voltage [VDC]	Breaking Capacity	Voltage Drop 1.0 I_n max. [mV]	Power Dissipation 1.5 I_n max. [mW]	Melting I^2t 10.0 Intyp. [A ² s]	Order Number
1	500	500	1)	400	1200	1.5	● 8020.5068
1	500	500	1)	400	1200	1.5	● 8020.5068.G
1.25	500	500	1)	300	1300	2.9	● 8020.5069
1.25	500	500	1)	300	1300	2.9	● 8020.5069.G
1.6	500	400	2)	300	1400	5.8	● 8020.5070
1.6	500	400	2)	300	1400	5.8	● 8020.5070.G

Rated Current [A]	Rated Voltage [VAC]	Rated Voltage [VDC]	Breaking Capacity	Voltage Drop 1.0 In max. [mV]	Power Dissipation 1.5 I _n max. [mW]	Melting I ² t 10.0 Intyp. [A ² s]	Order Number
2	500	400	2)	280	1700	2 ●	8020.5071
2	500	400	2)	280	1700	2 ●	8020.5071.G
2.5	500	400	2)	260	2000	3.8 ●	8020.5072
2.5	500	400	2)	260	2000	3.8 ●	8020.5072.G
3.15	500	400	2)	240	2300	8.6 ●	8020.5073
3.15	500	400	2)	240	2300	8.6 ●	8020.5073.G
4	500	400	2)	220	2900	14.6 ●	8020.5074
4	500	400	2)	220	2900	14.6 ●	8020.5074.G
5	500	400	2)	190	2900	33.2 ●	8020.5075
5	500	400	2)	190	2900	33.2 ●	8020.5075.G
6.3	500	400	2)	170	3400	61.6 ●	8020.5076
6.3	500	400	2)	170	3400	61.6 ●	8020.5076.G
8	500	400	2)	160	3700	120 ●	8020.5077
8	500	400	2)	160	3700	120 ●	8020.5077.G
10	500	400	2)	150	4500	220 ●	8020.5078
10	500	400	2)	150	4500	220 ●	8020.5078.G
12.5	500	400	2)	140	5500	480 ●	8020.5079
12.5	500	400	2)	140	5500	480 ●	8020.5079.G
16	500	400	2)	130	6800	760 ●	8020.5080
16	500	400	2)	130	6800	760 ●	8020.5080.G
20	440	63	3)	130	9500	1350 ●	8020.5081
20	440	63	3)	130	9500	1350 ●	8020.5081.G
25	440	63	3)	120	13000	2150 ●	8020.5082
25	440	63	3)	120	13000	2150 ●	8020.5082.G
32	440	63	3)	120	16000	4750 ●	8020.5083
32	440	63	3)	120	16000	4750 ●	8020.5083.G

Most Popular.

Availability for all products can be searched real-time: <http://www.schurter.com/en/Stock-Check/Stock-Check-SCHURTER>

- 1) 1500 A @ 500 VAC, cos φ = 0.99 - 1
1500 A @ 250 VAC, cos φ = 0.7 - 0.8
10 kA @ 125 VAC, cos φ = 0.7 - 0.8
1500 A @ 500 VDC
20 kA @ 63 VDC
- 2) 1500 A @ 500 VAC, cos φ = 0.99 - 1
1500 A @ 250 VAC, cos φ = 0.7 - 0.8
10 kA @ 125 VAC, cos φ = 0.7 - 0.8
1500 A @ 400 VDC
20 kA @ 63 VDC
- 3) 1500 A @ 440 VAC, cos φ = 0.99 - 1
1500 A @ 250 VAC, cos φ = 0.7 - 0.8
10 kA @ 125 VAC, cos φ = 0.7 - 0.8
20 kA @ 63 VDC

Packaging Unit	xxxx.xxxx	Small Box Pack (10 pcs.)
	xxxx.xxxx.G	Bulk (1000 pcs.)