

阅读申明

- 1.本站收集的数据手册和产品资料都来自互联网，版权归原作者所有。如读者和版权方有任何异议请及时告之，我们将妥善解决。
- 2.本站提供的中文数据手册是英文数据手册的中文翻译，其目的是协助用户阅读，该译文无法自动跟随原稿更新，同时也可能存在翻译上的不当。建议读者以英文原稿为参考以便获得更精准的信息。
- 3.本站提供的产品资料，来自厂商的技术支持或者使用者的心得体会等，其内容可能存在描述上的差异，建议读者做出适当判断。
- 4.如需与我们联系，请发邮件到marketing@iczoom.com，主题请标有“数据手册”字样。

Read Statement

1. The datasheets and other product information on the site are all from network reference or other public materials, and the copyright belongs to the original author and original published source. If readers and copyright owners have any objections, please contact us and we will deal with it in a timely manner.
2. The Chinese datasheets provided on the website is a Chinese translation of the English datasheets. Its purpose is for reader's learning exchange only and do not involve commercial purposes. The translation cannot be automatically updated with the original manuscript, and there may also be improper translations. Readers are advised to use the English manuscript as a reference for more accurate information.
3. All product information provided on the website refer to solutions from manufacturers' technical support or users the contents may have differences in description, and readers are advised to take the original article as the standard.
4. If you have any questions, please contact us at marketing@iczoom.com and mark the subject with "Datasheets" .

Miniature Fuse, 6.3 x 32 mm, Time-Lag T, UL, 250 VAC



UL 248-14 · 250 VAC · Time-Lag T



Description

- UL Standard Fuse
- Glass Tube

Standards

- UL 248-14
- CSA C22.2 no. 248.14

Approvals

- Approval Reference Type: FST 6.3x32 (UL)
- UL File Number: E42088

Weblinks

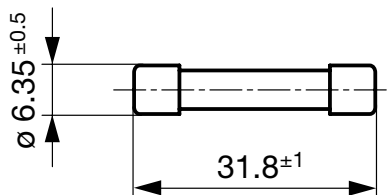
[pdf datasheet](#), [html-datasheet](#), [General Product Information](#), [Packaging details](#), [Approvals](#), [CE declaration of conformity](#), [RoHS](#), [CHINA-RoHS](#), [REACH](#), [Distributor-Stock-Check](#), [Detailed request for product](#)

Technical Data

Rated Voltage	125 - 250 VAC
Rated current	0.063 - 15 A
Breaking Capacity	35 A - 10 kA
Characteristic	Time-Lag T
Mounting	Fuseholder / Clip
Admissible Ambient Air Temp.	-55 °C to 125 °C
Climatic Category	055/085/21 acc. to IEC 60068-1
Material: Tube	Glass
Material: Endcaps	Nickel-Plated Copper Alloy
Unit Weight	2 g
Storage Conditions	0 °C to 60 °C, max. 70% r.h.
Product Marking	Rated current, Rated Voltage, Characteristic, Approvals

Detailed information on product approvals, code requirements, usage instructions and detailed test conditions can be looked up in [General Product Information](#)

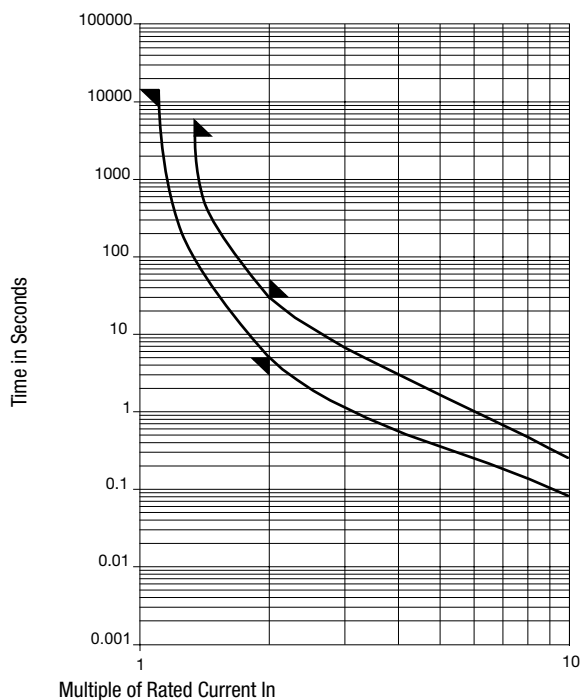
Dimension [mm]  32 mm



Pre-Arcing Time



Rated Current I_n	1.1 x I_n min.	1.35 x I_n max.	2.0 x I_n min	2.0 x I_n max
0.063 A - 2 A	4 h	60 min	5 s	30 s
2.5 A - 20 A	4 h	60 min	5 s	30 s

Time-Current-Curves



All Variants

Rated Current [A]	Rated Voltage [VAC]	Breaking Capacity	Voltage Drop 1.0 I_n max. [mV]	Power Dissipation 1.1 I_n typ. [mW]	Melting I^2t 10.0 Intyp. [A ² s]	UL	SP	Order Number
0.063	250	1)	7330	700	0.1	●	●	0034.5204
0.1	250	1)	4500	1170	0.24	●	●	0034.5207
0.125	250	1)	4136	1220	0.37	●	●	0034.5208
0.2	250	1)	2808	1350	0.91	●	●	0034.5213
0.25	250	1)	2334	1410	1.42	●	●	0034.5214
0.3	250	1)	1950	1460	2.22	●	●	0034.5215
0.375	250	1)	1800	1580	3.15	●	●	0034.5217
0.5	250	1)	1125	1800	5.41	●	●	0034.5219
0.75	250	1)	931	2030	10.1	●	●	0034.5223
1	250	1)	750	2210	206	●	●	0034.5225
1.25	250	2)	537	2300	32.3	●	●	0034.5227
1.6	250	2)	450	2370	50	●	●	0034.5229
2	250	2)	427	2480	79	●	●	0034.5231
2.5	250	2)	359	2570	123	●	●	0034.5233
3	250	2)	325	2660	192	●	●	0034.5235
4	250	3)	286	2750	300	●	●	0034.5238
5	250	3)	270	2840	469	●	●	0034.5239
6.25	250	3)	180	1400	455	●	●	0034.5241
7	250	3)	156	1470	592	●	●	0034.5243
8	250	3)	140	1530	769	●	●	0034.5244
10	125	4)	91	2700	1300	●	●	0034.5245
12	125	4)	90	3300	2031	●	●	0034.5246

Rated Current [A]	Rated Voltage [VAC]	Breaking Capacity	Voltage Drop 1.0 In max. [mV]	Power Dissipation 1.1 I _n typ. [mW]	Melting I ² t 10.0 Intyp. [A ² s]	 	Order Number
15	125	4)	90	4500	3377	● ●	0034.5247

Most Popular.

Availability for all products can be searched real-time: <http://www.schurter.com/en/Stock-Check/Stock-Check-SCHURTER>

- 1) 10 kA @ 125 VAC, p.f. = 0.7 - 0.8 / 35 A @ 250 VAC, p.f. = 0.7 - 0.8
- 2) 10 kA @ 125 VAC, p.f. = 0.7 - 0.8 / 100 A @ 250 VAC, p.f. = 0.7 - 0.8
- 3) 10 kA @ 125 VAC, p.f. = 0.7 - 0.8 / 200 A @ 250 VAC, p.f. = 0.7 - 0.8
- 4) 10 kA @ 125 VAC, p.f. = 0.7 - 0.8

Packaging Unit Small Box Pack (10 pcs.)