


## 阅读申明

- 1.本站收集的数据手册和产品资料都来自互联网，版权归原作者所有。如读者和版权方有任何异议请及时告之，我们将妥善解决。
- 2.本站提供的中文数据手册是英文数据手册的中文翻译，其目的是协助用户阅读，该译文无法自动跟随原稿更新，同时也可能存在翻译上的不当。建议读者以英文原稿为参考以便获得更精准的信息。
- 3.本站提供的产品资料，来自厂商的技术支持或者使用者的心得体会等，其内容可能存在描述上的差异，建议读者做出适当判断。
- 4.如需与我们联系，请发邮件到marketing@iczoom.com，主题请标有“数据手册”字样。

## Read Statement

1. The datasheets and other product information on the site are all from network reference or other public materials, and the copyright belongs to the original author and original published source. If readers and copyright owners have any objections, please contact us and we will deal with it in a timely manner.
2. The Chinese datasheets provided on the website is a Chinese translation of the English datasheets. Its purpose is for reader's learning exchange only and do not involve commercial purposes. The translation cannot be automatically updated with the original manuscript, and there may also be improper translations. Readers are advised to use the English manuscript as a reference for more accurate information.
3. All product information provided on the website refer to solutions from manufacturers' technical support or users the contents may have differences in description, and readers are advised to take the original article as the standard.
4. If you have any questions, please contact us at marketing@iczoom.com and mark the subject with "Datasheets" .

### 459 Series PICO® Very Fast-Acting Surface Mount Fuse



#### Description

The 459 Series Very Fast-Acting SMF Fuse is based on Littelfuse PICO® fuse technology, though offered in a surface mount package.

This series of devices meets the requirements of the RoHS directive.

#### Features

- Very Fast-Acting
- Wide current rating range: 62mA to 5A
- Wide operating temperature range
- Low temperature re-rating
- RoHS compliant

#### Applications

- Wireless basestation
- Network equipment
- Telecom equipment

#### Additional Information



[Datasheet](#)



[Resources](#)



[Samples](#)

#### Agency Approvals

AGENCY	AGENCY FILE NUMBER	AMPERE RANGE
	E10480	0.062 - 5A
	29862	0.125 - 5A
	NBK030205-E10480B	1A - 5A

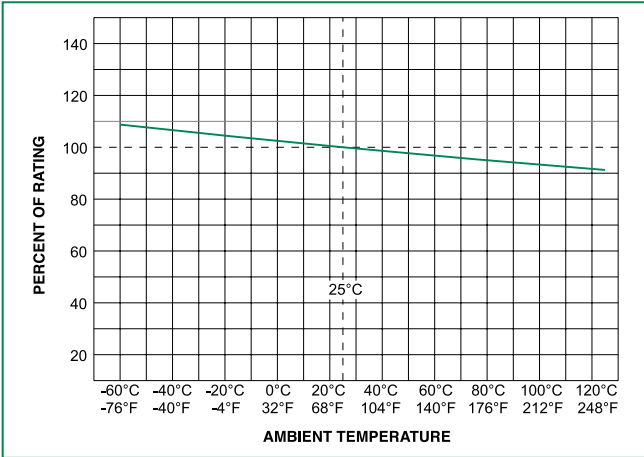
#### Electrical Characteristics for Series

% of Ampere Rating	Opening Time
100%	4 hours, Minimum
200%	1 second, Maximum
300%	0.1 second, Maximum

#### Electrical Specifications by Item

Ampere Rating (A)	Amp Code	Max Voltage Rating (V)	Interrupting Rating	Nominal Cold Resistance (Ohms)	Nominal Melting I <sup>2</sup> t (A <sup>2</sup> sec)	Agency Approvals		
0.062	.062	125	50 A @125 VAC 300 A @125 VDC	7.0000	0.000075	x		
0.125	.125	125		1.7000	0.00163	x	x	
0.250	.250	125		0.6650	0.0106	x	x	
0.375	.375	125		0.3950	0.0254	x	x	
0.500	.500	125		0.3020	0.0546	x	x	
0.750	.750	125		0.1750	0.155	x	x	
1.00	001.	125		0.1280	0.281	x	x	x
1.50	01.5	125		0.0816	0.650	x	x	x
2.00	002.	125		0.0468	0.421	x	x	x
2.50	02.5	125		0.0350	0.721	x	x	x
3.00	003.	125		0.0290	1.23	x	x	x
3.50	03.5	125		0.0233	1.65	x	x	x
4.00	004.	125		0.0197	2.35	x	x	x
5.00	005.	125		0.0151	3.90	x	x	x

**Temperature Re-rating Curve**



Note:  
1. Re-rating depicted in this curve is in addition to the standard derating of 25% for continuous operation.

**Soldering Parameters**

Wave Soldering	260°C, 10 seconds max.
Reflow Soldering	260°C, 30 seconds max.

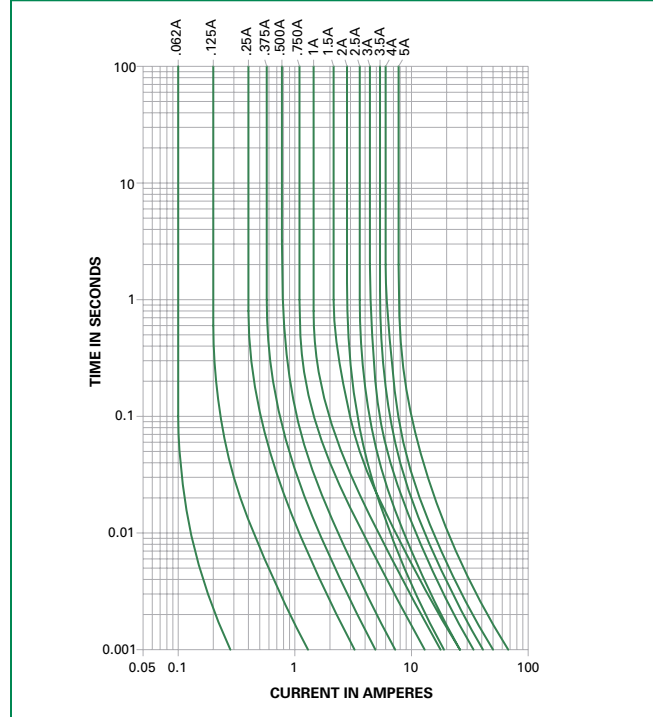
**Product Characteristics**

<b>Materials</b>	<b>Body:</b> Molded Thermoplastic <b>Terminations:</b> 100% Tin-plated Copper
<b>Solderability</b>	MIL-STD-202, Method 208
<b>Product Marking</b>	<b>Body:</b> Brand Logo, Current Rating, Voltage Rating, Series Code, Date Code, Agency Approved Logo
<b>Moisture Sensitivity</b>	Level 1 J-STD - 020
<b>Operating Temp.</b>	-55°C to 125°C (Consider re-rating)
<b>Shock</b>	MIL-STD-202, Method 213, Test Condition I (100 G's peak for 6 msecs.)
<b>Vibration</b>	MIL-STD-202, Method 201 (10-55 Hz, 0.06 inch total excursion)
<b>Salt Spray</b>	MIL-STD-202, Method 101, Test Condition B (48 hours)
<b>Insulation Resistance (After Opening)</b>	MIL-STD-202, Method 302, (10,000 ohms minimum at 100 volts)
<b>Thermal Shock</b>	MIL-STD-202, Method 107, Test Condition B (-65 to 125°C)
<b>Moisture Resistance</b>	MIL-STD-202, Method 106, High Humidity (90-98 RH), Heat (65°C)

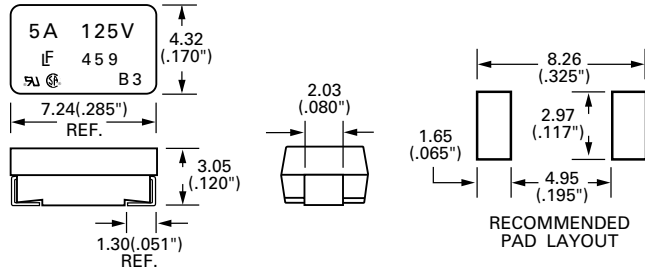
**Packaging**

Packaging Option	Packaging Specification	Quantity	Quantity & Packaging Code
12mm Tape and Reel	EIA RS-481-1 (IEC 286, part 3)	500	UR
		2500	ER

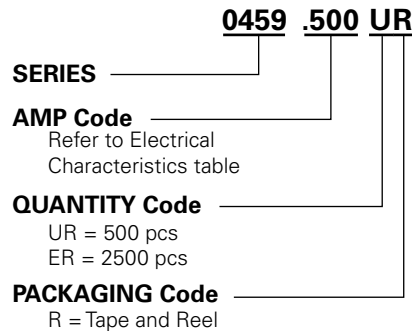
**Average Time Current Curves**



**Dimensions**



**Part Numbering System**



**Example:**  
0.62 Amp product is 0459 .062 UR (.5 Amp product shown above).