

阅读申明

- 1.本站收集的数据手册和产品资料都来自互联网，版权归原作者所有。如读者和版权方有任何异议请及时告之，我们将妥善解决。
- 2.本站提供的中文数据手册是英文数据手册的中文翻译，其目的是协助用户阅读，该译文无法自动跟随原稿更新，同时也可能存在翻译上的不当。建议读者以英文原稿为参考以便获得更精准的信息。
- 3.本站提供的产品资料，来自厂商的技术支持或者使用者的心得体会等，其内容可能存在描述上的差异，建议读者做出适当判断。
- 4.如需与我们联系，请发邮件到marketing@iczoom.com，主题请标有“数据手册”字样。

Read Statement

1. The datasheets and other product information on the site are all from network reference or other public materials, and the copyright belongs to the original author and original published source. If readers and copyright owners have any objections, please contact us and we will deal with it in a timely manner.
2. The Chinese datasheets provided on the website is a Chinese translation of the English datasheets. Its purpose is for reader's learning exchange only and do not involve commercial purposes. The translation cannot be automatically updated with the original manuscript, and there may also be improper translations. Readers are advised to use the English manuscript as a reference for more accurate information.
3. All product information provided on the website refer to solutions from manufacturers' technical support or users the contents may have differences in description, and readers are advised to take the original article as the standard.
4. If you have any questions, please contact us at marketing@iczoom.com and mark the subject with "Datasheets" .

GMA

5 mm x 20 mm Fast-acting glass tube fuses



Product features

- Fast-acting, low breaking capacity
- Optional axial leads available
- 5 x 20mm physical size
- Glass tube, silver-plated (63mA-315mA) and nickel-plated (500mA-15A) brass endcap construction
- Designed to UL/CSA 248-14

Agency information

- UL Listed, Guide JDYX, File E19180, 63mA-6A
- UL Recognized, Guide JDYX2, File E19180, 7-15A
- CSA Certified, Class 1422-01, File 53787, 63mA-6A
- PSE Approval, 1A-15A

Ordering

- Specify packaging, product, and option code
- Ratings above 6.3A have a 0.8 mm diameter lead
- With TR2 packaging code, lead wire length is 19.05 mm

Electrical Characteristics		
Rated Current	% of Amp Rating	Opening Time
63mA - 15A	100%	None
	135%	60 minutes maximum
	200%	2 minutes maximum

Product Code	Amp Rating	Voltage Rating Vac	Interrupting Rating (amps)*		Typical DC Cold Resistance (Ω)**	Typical Pre-Arc I ² t [†]	Maximum Voltage Drop (mV)‡
			250Vac	125Vac			
			GMA-63-R	63mA			
GMA-100-R	100mA	250	35	10,000	7.840	0.0001	4300
GMA-125-R	125mA	250	35	10,000	4.895	0.0024	2600
GMA-200-R	200mA	250	35	10,000	2.500	0.001	3400
GMA-250-R	250mA	250	35	10,000	1.735	0.018	2200
GMA-300-R	300mA	250	35	10,000	0.906	0.019	470
GMA-315-R	315mA	250	35	10,000	0.839	0.019	450
GMA-500-R	500mA	250	35	10,000	0.454	0.15	230
GMA-600-R	600mA	250	35	10,000	0.256	0.32	200
GMA-750-R	750mA	250	35	10,000	0.186	0.47	200
GMA-800-R	800mA	250	35	10,000	0.170	0.70	180
GMA-1-R	1	250	35	10,000	0.163	0.48	300
GMA-1.25-R	1.25	250	100	10,000	0.122	0.84	290
GMA-1.5-R	1.5	250	100	10,000	0.090	1.6	270
GMA-1.6-R	1.6	250	100	10,000	0.080	2.0	260
GMA-2-R	2	250	100	10,000	0.066	3.1	250
GMA-2.5-R	2.5	250	100	10,000	0.046	4.9	240
GMA-3-R	3	250	100	10,000	0.039	8.8	215
GMA-3.15-R	3.15	125	-	10,000	0.036	9.7	210
GMA-3.5-R	3.5	125	-	10,000	0.030	13	210
GMA-4-R	4	125	-	10,000	0.026	19	205
GMA-5-R	5	125	-	10,000	0.021	29	200
GMA-6-R	6	125	-	10,000	0.017	45	180
GMA-7-R	7	125	-	200	0.012	150	110
GMA-8-R	8	125	-	200	0.009	280	110
GMA-10-R	10	125	-	200	0.006	280	110
GMA-15-R	15	125	-	150	0.004	950	100

* Interrupting ratings: Interrupting ratings for 63mA - 6A were measured at 70% - 80% power factor on AC. The interrupting ratings for 7A - 15A were measured at 100% power factor on AC.

** DC Cold Resistance (Measured at <10% of rated current)

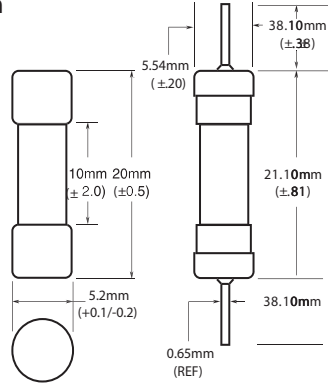
† Typical Pre-Arching I²t (I²t was measured at listed interrupting rating and rated voltage)

‡ Maximum Voltage drop (Voltage drop was measured at 20°C ambient temperature at rated current)

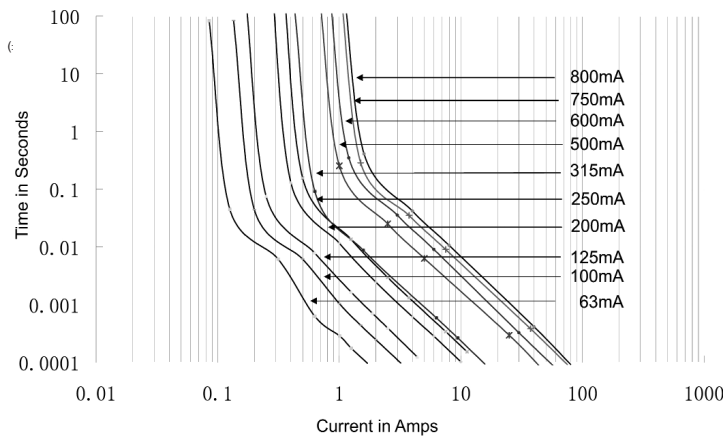


Powering Business Worldwide

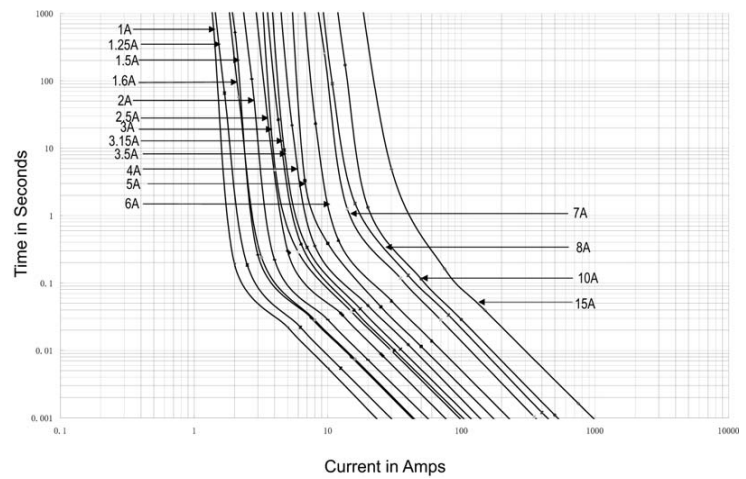
Dimensions - mm



Time-Current Curve – GMA-R 63mA-800mA



Time-Current Curve – GMA-R 1-15A



Packaging Code	
Packaging Code	Description
BK	100 fuses packed into a cardboard carton
BK1	1000 fuses packed into a poly bag
TR2	1500 fuses packed into tape on a reel (19.05mm lead wire length)

Option Code	
Option Code	Description
V	Axial leads - copper tinned wire with nickel-plated brass overcaps

Life Support Policy: Eaton does not authorize the use of any of its products for use in life support devices or systems without the express written approval of an officer of the Company. Life support systems are devices which support or sustain life, and whose failure to perform, when properly used in accordance with instructions for use provided in the labeling, can be reasonably expected to result in significant injury to the user.

Eaton reserves the right, without notice, to change design or construction of any products and to discontinue or limit distribution of any products. Eaton also reserves the right to change or update, without notice, any technical information contained in this bulletin.

Eaton
Electronics Division
1000 Eaton Boulevard
Cleveland, OH 44122
United States
www.eaton.com/electronics

© 2017 Eaton
All Rights Reserved
Printed in USA
Publication No. 2017 BU-SB091174
May 2017