


阅读申明

- 1.本站收集的数据手册和产品资料都来自互联网，版权归原作者所有。如读者和版权方有任何异议请及时告之，我们将妥善解决。
- 2.本站提供的中文数据手册是英文数据手册的中文翻译，其目的是协助用户阅读，该译文无法自动跟随原稿更新，同时也可能存在翻译上的不当。建议读者以英文原稿为参考以便获得更精准的信息。
- 3.本站提供的产品资料，来自厂商的技术支持或者使用者的心得体会等，其内容可能存在描述上的差异，建议读者做出适当判断。
- 4.如需与我们联系，请发邮件到marketing@iczoom.com，主题请标有“数据手册”字样。

Read Statement

1. The datasheets and other product information on the site are all from network reference or other public materials, and the copyright belongs to the original author and original published source. If readers and copyright owners have any objections, please contact us and we will deal with it in a timely manner.
2. The Chinese datasheets provided on the website is a Chinese translation of the English datasheets. Its purpose is for reader's learning exchange only and do not involve commercial purposes. The translation cannot be automatically updated with the original manuscript, and there may also be improper translations. Readers are advised to use the English manuscript as a reference for more accurate information.
3. All product information provided on the website refer to solutions from manufacturers' technical support or users the contents may have differences in description, and readers are advised to take the original article as the standard.
4. If you have any questions, please contact us at marketing@iczoom.com and mark the subject with "Datasheets" .

383 Series, TR5® Time-Lag Fuse



Description

The 383 series are TR5® time-lag 300V rated fuses and designed in accordance to IEC60127-3.

Features

- Halogen free, Lead-free and RoHS compliant
- Reduced PCB space requirements
- Direct solderable or plug-in versions
- Internationally approved
- Low internal resistance
- Shock safe casing
- Vibration resistant

Applications

- Electronic Ballast

Additional Information



Datasheet






Resources



Samples




Agency Approvals

Agency	Agency File Number	Ampere Range
	40022712	4A - 5A
	JET1896-31007-2001 JET1896-31007-1006	1A - 5A 6.3A - 10A
	E67006	1A - 10A

Electrical Characteristics for Series

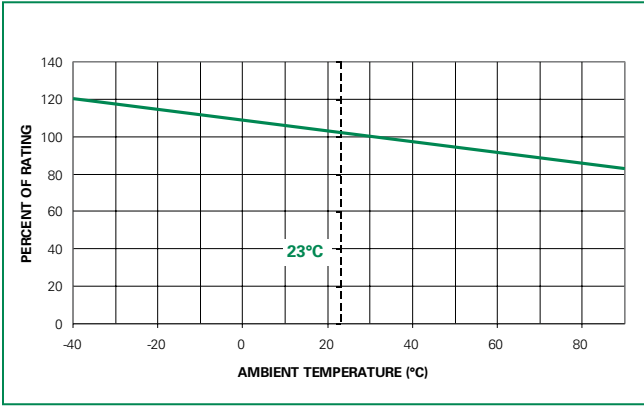
% of Ampere Rating	Opening Time	
	1A - 6.3A	8A - 10A
150%	1 Hour, Min.	1 Hour, Min.
210%	2 Minutes, Max.	300 s, Max.
275%	400 ms, Min. ; 10 s, Max.	1 s, Min. ; 20 s, Max.
400%	150 ms, Min. ; 3 s, Max.	150 ms, Min. ; 3 s, Max.
1000%	20 ms, Min. ; 150 ms, Max.	20 ms, Min. ; 150 ms, Max.

Electrical Characteristics Specifications by Item

Amp Code	Rated Current	Max Voltage Rating	Breaking Capacity	Nominal Cold Resistance (Ohms)	Voltage Drop 1.0xI _N max. (mV)	Power Dissipation 1.5xI _N max. (mW)	Melting Integral 10xI _N max. (A ² s)	Agency Approvals		
										
1100	1.00 A	300 V	100A@300VAC 50A@320VAC	0.0625	100	400	4.85		X	X
1125	1.25 A	300 V		0.0500	95	465	6.88		X	X
1160	1.60 A	300 V		0.0377	90	490	12.67		X	X
1200	2.00 A	300 V		0.0280	85	670	17.80		X	X
1250	2.50 A	300 V		0.0215	80	750	29.69		X	X
1315	3.15 A	300 V		0.0176	75	900	45.35		X	X
1400	4.00 A	300 V		0.0138	70	1200	72.00	X	X	X
1500	5.00 A	300 V	0.0108	65	1250	121.25	X	X	X	
1630	6.30 A	300 V	0.0076	65	1400	148.84		X	X	
1800	8.00 A	300 V	0.0059	63	1600	233.60		X	X	
2100	10.00 A	300 V	0.0042	57	1600	365.00		X	X	

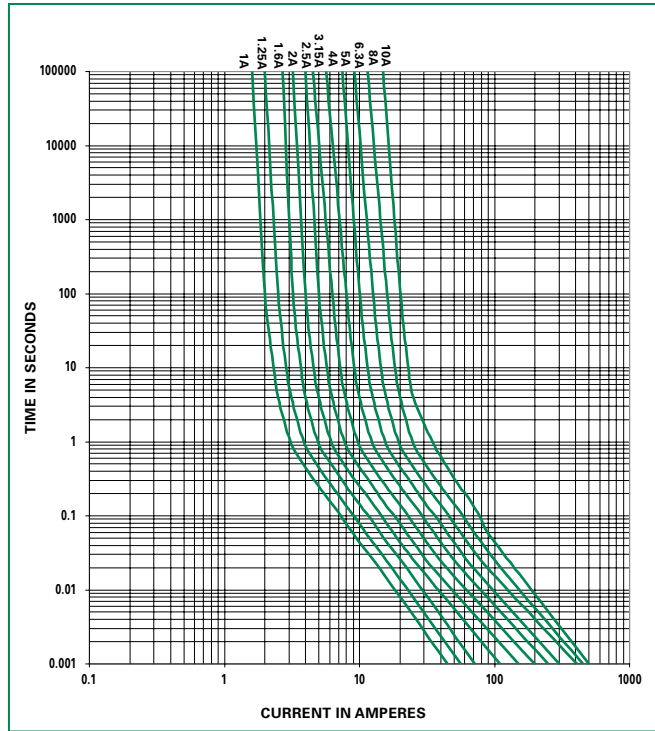
Note: 1.00 means the number one with two decimal places. 1,000 means the number one thousand.

Temperature Re-rating Curve

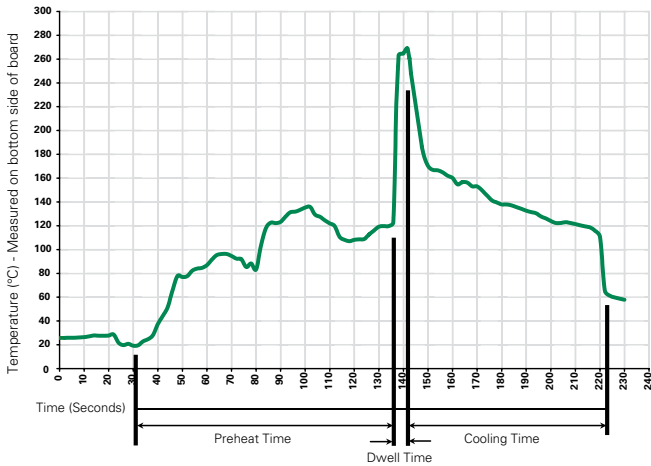


Note:
1. Rerating depicted in this curve is in addition to the standard derating of 25% for continuous operation.

Average Time Current Curves



Soldering Parameters - Wave Soldering



Recommended Process Parameters:

Wave Parameter	Lead-Free Recommendation
Preheat: (Depends on Flux Activation Temperature)	(Typical Industry Recommendation)
Temperature Minimum:	100°C
Temperature Maximum:	150°C
Preheat Time:	60-180 seconds
Solder Pot Temperature:	260°C Maximum
Solder Dwell Time:	2-5 seconds

Recommended Hand-Solder Parameters:

Solder Iron Temperature: 350°C +/- 5°C
Heating Time: 5 seconds max.

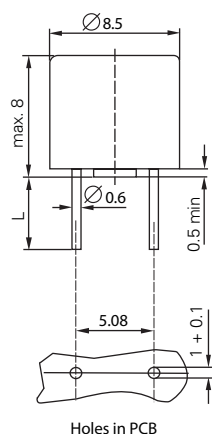
Note: These devices are not recommended for IR or Convection Reflow process.

Product Characteristics

Materials	Base/Cap: Brown Thermoplastic Polyamide PA 6.6, UL 94 V-0 Round Pins: Copper, Tin-plated
Lead Pull Strength	10 N (IEC 60068-2-21)
Solderability	260°C, ≤ 3s. (Wave) 350°C, ≤ 1s. (Soldering Iron)
Soldering Heat Resistance	260°C, 10s. (IEC 60068-2-20) 350°C, 3s. (Soldering Iron)

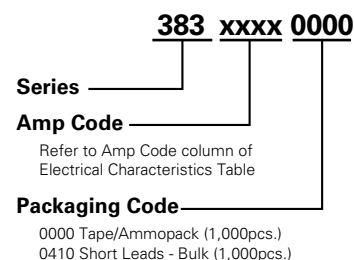
Operating Temperature	-40°C to +85°C (consider re-rating)
Climatic Category	-40°C to +85°C /21 days (IEC 60068-1,-2-1,-2-2,-2-78)
Stock Conditions	+10°C to +60°C RH ≤ 75% yearly average, without dew, maximum value for 30 days-95%
Vibration Resistance	24 cycles at 15 min. each (IEC 60068-2-6) 10 - 60 Hz at 0.75 mm amplitude 60 - 2000 Hz at 10 g acceleration

Dimensions



Long Leads (L=18.8mm)
Short Leads (L=4.3mm)

Part Numbering System



Packaging

Packaging Option	Packaging Specification	Quantity	Quantity & Packaging Code	Taping Width
383 Series				
Tape & Ammopack	N/A	1,000	0000	N/A
Short Leads	N/A	1,000	0410	N/A